

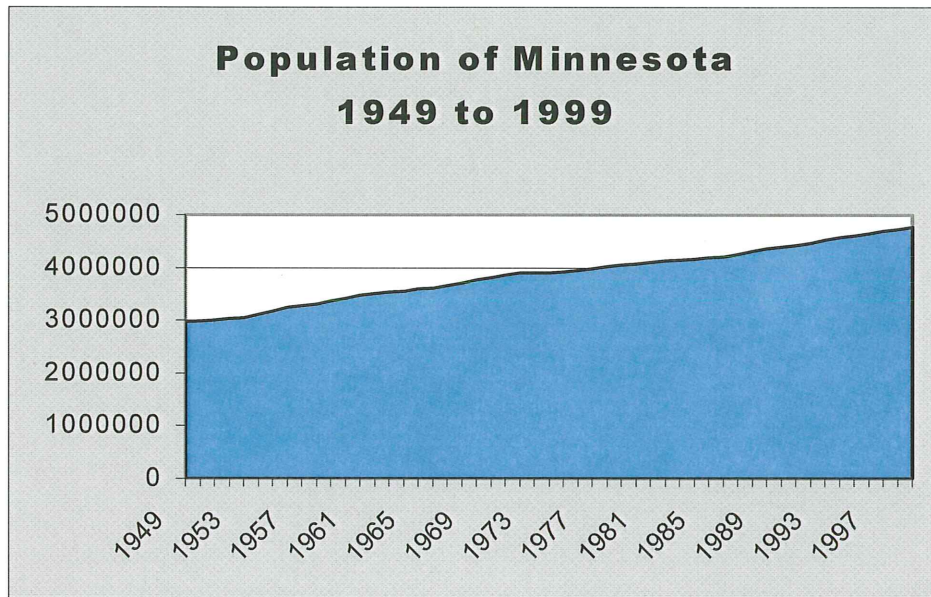
## Appendix A:

# Minnesota's Health Status

Note: Unless otherwise noted, all data are from the Minnesota Department of Health.

### Population

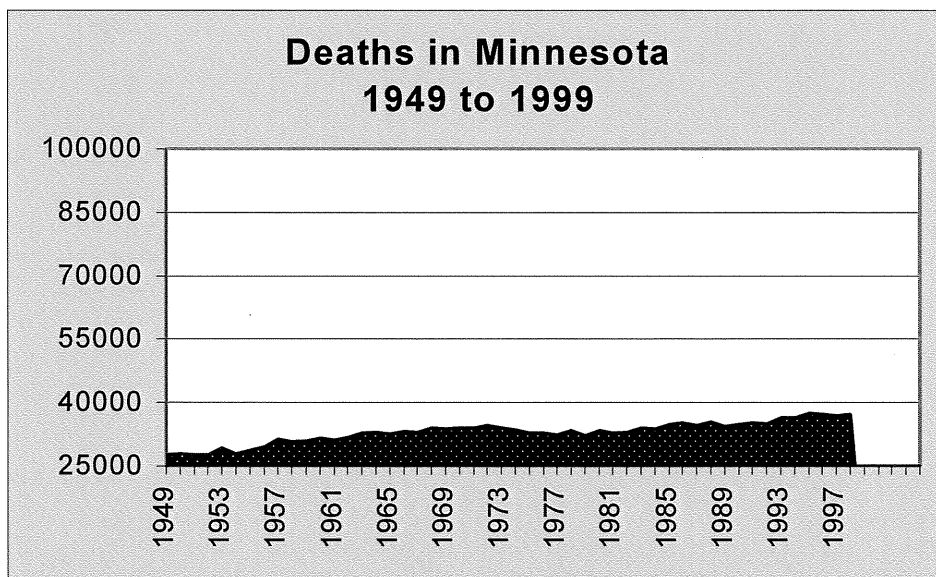
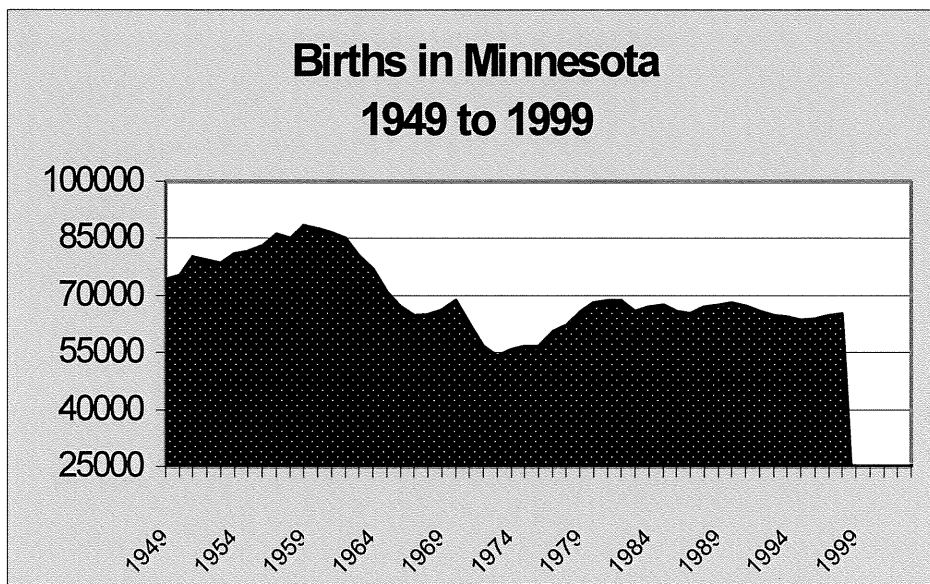
From 1949 to 1999, the population of Minnesota increased more than 60 percent, from 2,977,005 in 1949 to 4,775,508 in 1999.<sup>1501</sup>



<sup>1501</sup> Data from Minnesota state demographer's office.

### Births and Deaths in Minnesota<sup>1502</sup>

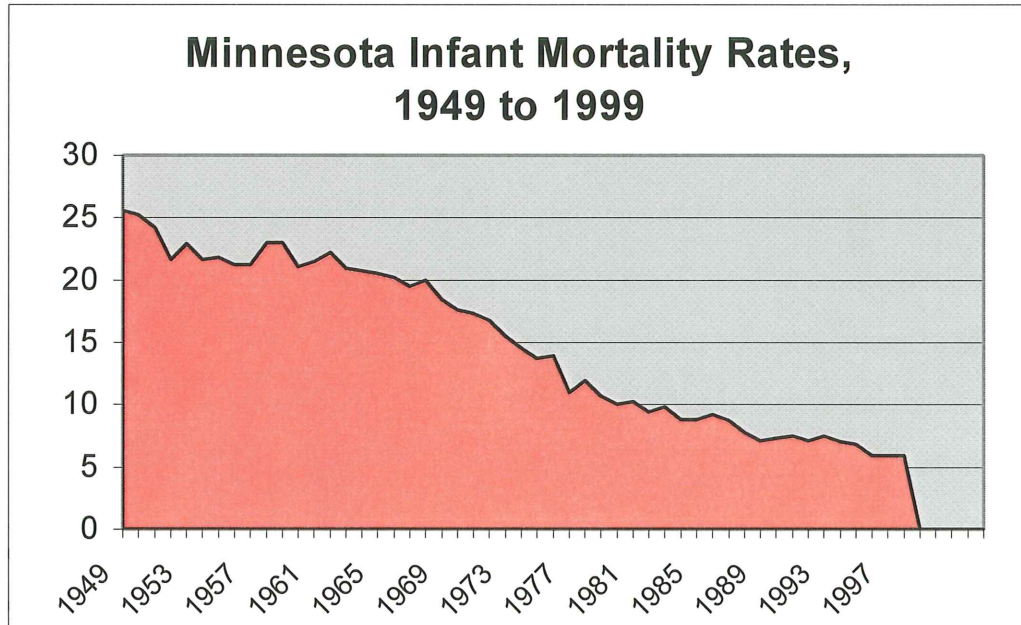
There were 73,929 births in Minnesota in 1949, compared to 65,207 in 1998. There were 27,719 deaths in Minnesota in 1949, compared to 37,152 in 1998.



<sup>1502</sup> Data from Minnesota state demographer's office.

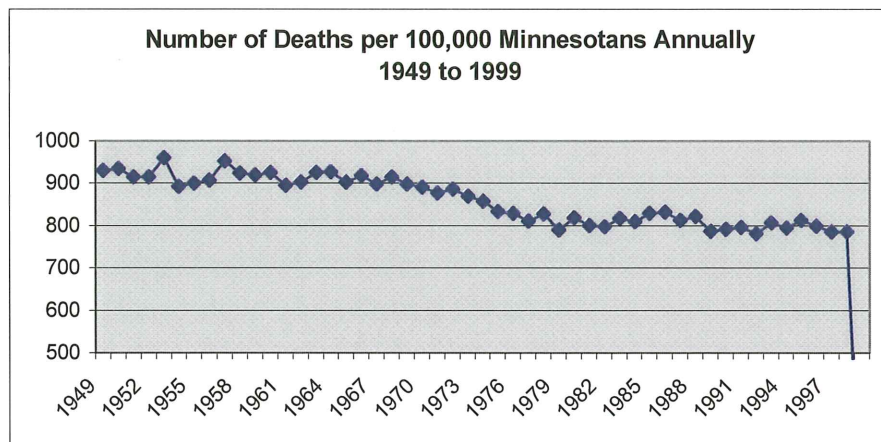
### Infant Mortality

Infant mortality dropped from 25.6 deaths per 1,000 births in 1949 to 5.9 deaths per 1,000 births in 1998. National infant mortality rates were 29.2 in 1950 and 7.2 in 1998.



### Death Rate in Population

The death rate in Minnesota changed from 931 per 100,000 people in 1949 to 786 per 100,000 people in 1998.



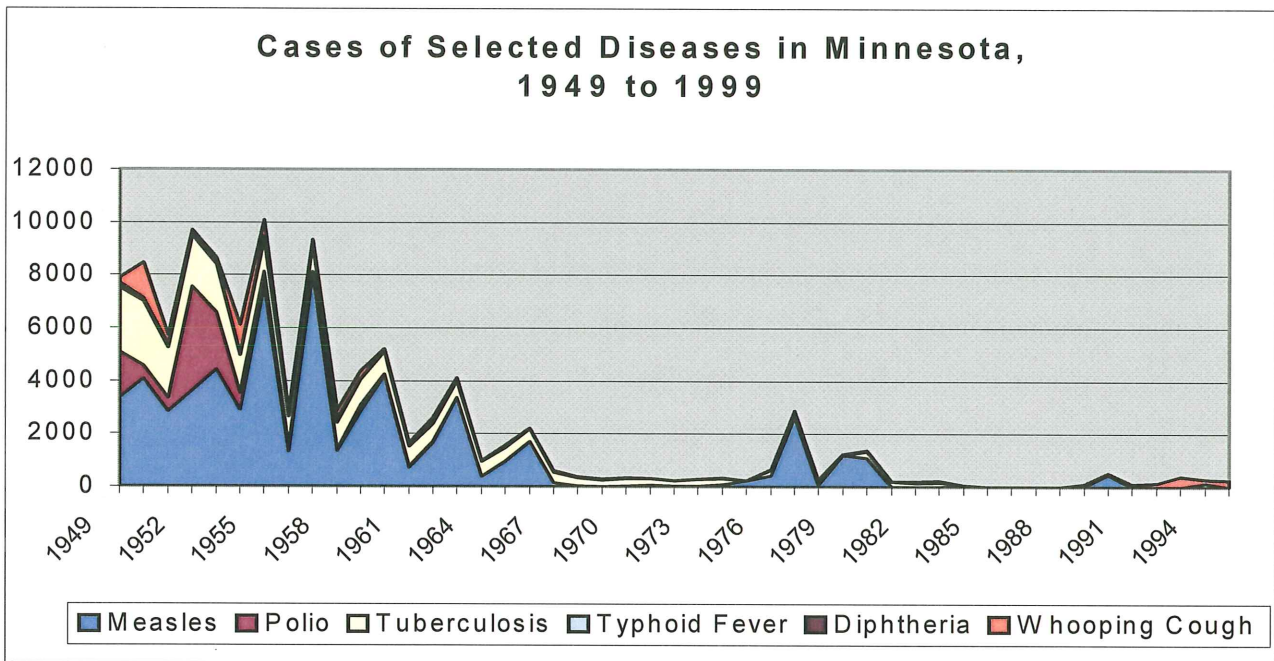
**Leading Causes of Death in Minnesota – 1910, 1949 and 1999**

1910	1949	1998 <sup>1503</sup>
1. Tuberculosis	1. Heart disease	1. Heart disease
2. Heart disease	2. Cancer	2. Cancer – malignant neoplasms
3. Pneumonia	3. Intracranial lesions of vascular origin	3. Cerebrovascular disease
4. External causes	4. Accidental deaths	4. Chronic obstructive pulmonary diseases and allied conditions
5. Cancer	5. Pneumonia	5. Unintentional Injuries – motor vehicle and falls
6. Diarrheal diseases of children	6. Diabetes	6. Pneumonia and Influenza
7. Nephritis	7. Nephritis	7. Diabetes Mellitus
	8. Arteriosclerosis	8. Nephritis, Nephrotic Syndrome, Nephrosis
	9. Premature birth	9. Suicide
	10. Congenital malformations	10. Hypertensive Disease without mention of heart disease

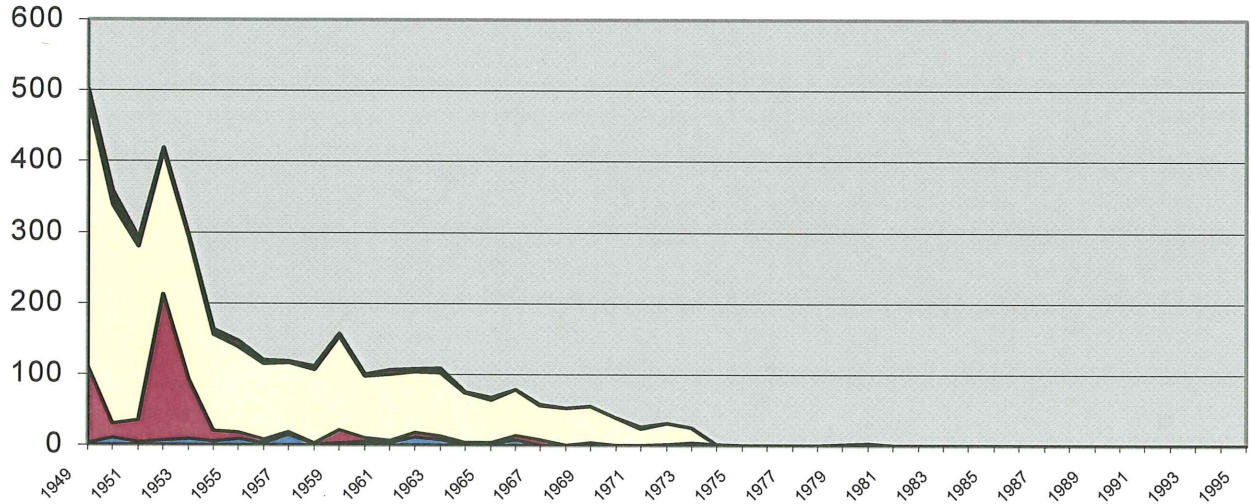
<sup>1503</sup> 1998 leading causes of death are listed, as 1999 data were unavailable.

**Cases and Deaths from Selected Diseases in Minnesota**

Disease	Cases 1949	Deaths 1949	Cases 1997	Deaths 1997
Diphtheria	166	10	0	0
Measles	3356	2	8	0
Polio	1715	108	0	0
Tuberculosis	2455	376	161	-
Typhoid Fever	14	1	1	0
Whooping Cough	181	6	545	0



### Deaths from Selected Diseases in Minnesota, 1949 to 1999



■ Measles ■ Polio □ Tuberculosis □ Typhoid Fever ■ Diphtheria ■ Whooping Cough