

SKIPPING SCHOOL and YOUTH RISK and PROTECTIVE FACTORS
 2007 Minnesota Student Survey Statewide Data
 9th Grade Students

What is the purpose of these tables and graphs?

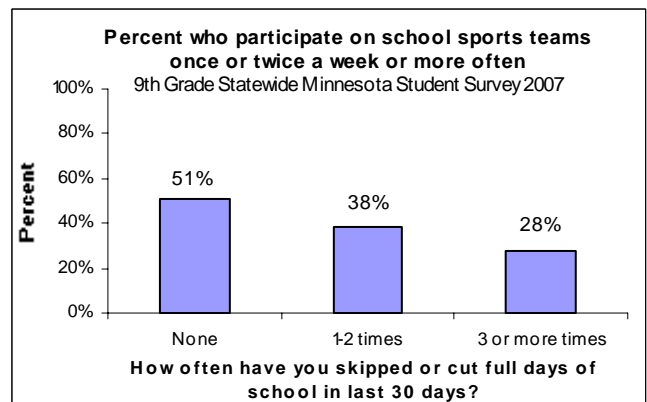
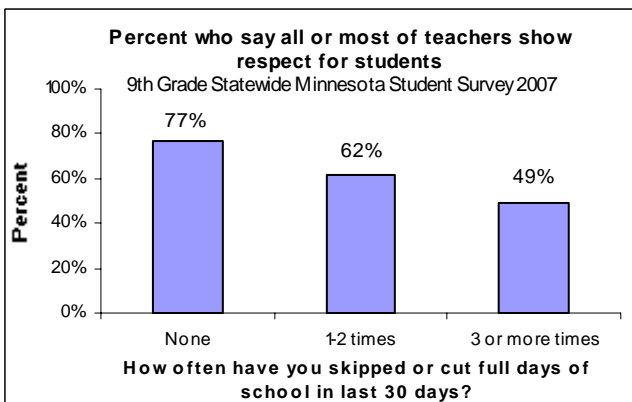
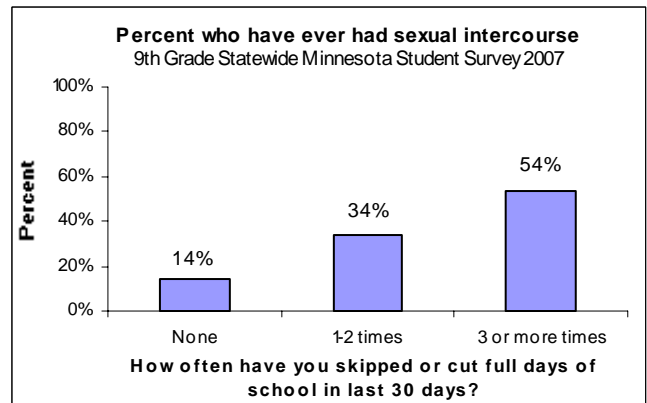
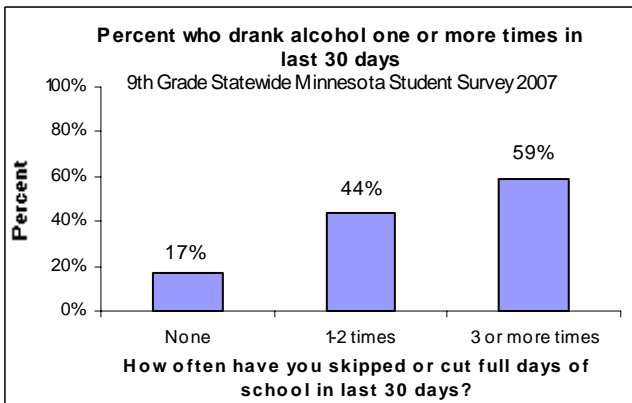
This issue brief provides data showing the extent to which selected risk and protective factors are associated with skipping school. The risk and protective factors selected for this brief are of interest to many who work with teens, but represent just a sample of all the survey questions that could be investigated. Each brief in this series uses the same set of risk and protective factors. An association only means that two factors often occur together. It is important to remember that the survey results alone cannot tell us if one factor “causes” or “predicts” the other. Just because two factors are associated with each other does not mean they are causally related.

How should I read these tables and graphs?

In this brief, 9th grade students are divided into three groups based on how often they skip school. The table on the reverse side compares these three groups on various risk and protective factors. For example, 39,661 students said they did not skip any days of school in the past 30 days; of these students, 17 percent reported drinking alcohol in the last 30 days. In contrast, 3,032 students said they skipped school on three or more days, and 59 percent of these students reported drinking alcohol in the last 30 days.

What do these tables and graphs say about skipping school and other risk and protective factors?

In general, 9th grade students who report skipping school frequently are much more likely to engage in or be exposed to each of the *risk factors* examined in the table than are students who do not skip school at all. In addition, students who do not skip school are more likely to engage in or be exposed to each of the *protective factors* examined in the table. The only exception to this general pattern is eating fruits and vegetables.



This brief is based on responses by students in regular public schools to questions on the 2007 Minnesota Student Survey. Over 90 percent of the regular public school districts in the state participated in the 2007 survey. The participation rate for all 9th grade students was 76 percent. Statewide and county results can be found on the web at <http://www.health.state.mn.us/divs/chs/mss>.

SKIPPING SCHOOL AND YOUTH RISK/PROTECTIVE FACTORS
 2007 Minnesota Student Survey Statewide Data
 9th Grade Students

(continued from reverse side)

Risk Factors	How often skipped or cut full days of school during the last 30 days?		
	None	1-2 times	Three or more
Number of Students (N)	39,661	7,654	3,032
Smoked cigarettes on one or more days in last 30 days	7%	25%	44%
Drank alcoholic beverages on one or more days in last 30 days	17%	44%	59%
Used marijuana on one or more days in last 30 days	6%	20%	40%
Have ever had sexual intercourse	14%	34%	54%
Felt sad all or most of the time in last 30 days	11%	20%	32%
Tried to kill themselves during past year	3%	6%	14%
Hit or beat up another person one or more times in last 12 months	21%	39%	54%
Have been kicked, bitten or hit at least once on school property in last 12 months	23%	32%	42%
Have been teased, made fun of or excluded by other students once a week or more often	11%	14%	24%
Alcohol or drug use by family member has repeatedly caused problems	16%	29%	40%
Have experienced physical and/or sexual abuse by someone in their family	10%	19%	29%
Spend 11 or more hours per week watching TV, DVDs or videos	22%	24%	31%

Protective Factors	How often skipped or cut full days of school during the last 30 days?		
	None	1-2 times	Three or more
Number of Students (N)	39,661	7,654	3,032
Had 5 or more servings of fruits & vegetables yesterday	19%	16%	17%
Were physically active for at least 30 minutes on 5 or more days in past week	57%	50%	43%
Always wear a seat belt when they ride in a car	63%	40%	33%
Like going to school "very much" or "quite a bit"	51%	31%	21%
Say that "all" or "most" of their teachers show respect for students	77%	62%	49%
Live with two parents	73%	59%	48%
Can talk to at least one parent about problems "most of the time"	59%	48%	41%
Feel their friends care about them "very much" or "quite a bit"	76%	70%	60%
Spend 6 or more hours per week doing homework	32%	19%	13%
Participate on school sports teams 1 or 2 times per week or more often	51%	38%	28%
Participate in religious activities (including youth group, programs, etc) 1 or 2 times per week or more often	46%	32%	22%

This brief is based on responses by students in regular public schools to questions on the 2007 Minnesota Student Survey. Over 90 percent of the regular public school districts in the state participated in the 2007 survey. The participation rate for all 9th grade students was 76 percent. Statewide and county results can be found on the web at <http://www.health.state.mn.us/divs/chs/mss>.