

## Youth Binge Drinking

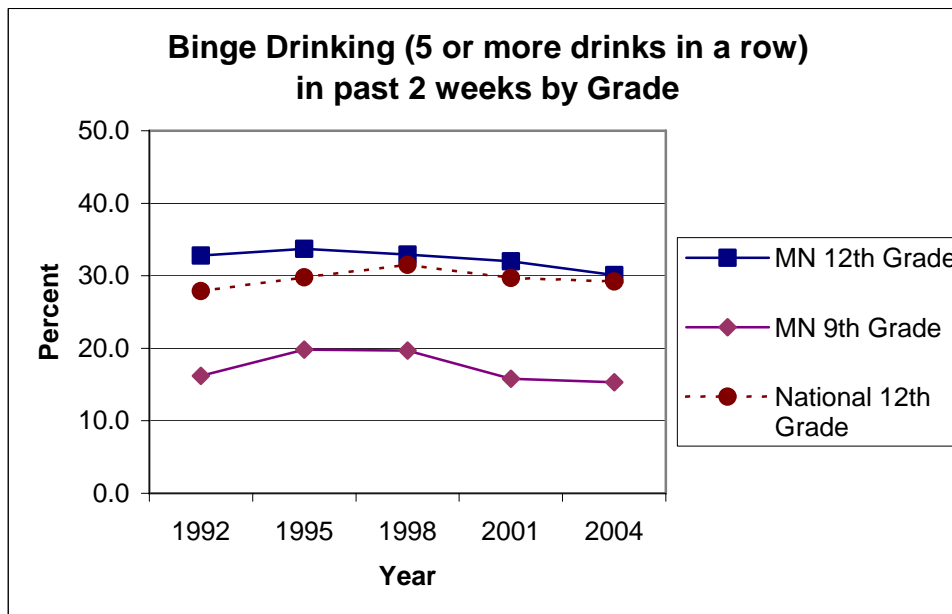
An important measure of alcohol use is recent binge drinking. Youth were asked, “Think back over the last two weeks. How many times (if any) have you had five or more drinks in a row? (A “drink” is a glass of wine, a bottle of beer, a wine cooler, a shot glass of liquor, or a mixed drink.)” Binge drinking is defined as drinking five or more drinks in a row during the past two-week period.

About one in three 12<sup>th</sup> grade students and one in six 9<sup>th</sup> grade students reported binge drinking in 2004. In general, binge drinking was highest in 1995 and 1998. For 9<sup>th</sup> grade students, the largest drop in reported binge drinking came between 1998 and 2001. Binge drinking leveled off between 2001 and 2004. For 12<sup>th</sup> grade students, there has been a gradual decline in reported binge drinking since 1995. For both 9<sup>th</sup> and 12<sup>th</sup> grade students, current binge drinking is lower than 1992 level.

Males were more likely than females to report binge drinking. However, binge drinking by males has been showing a gradual decline since 1998. Reported binge drinking by females shows a decline between 1998 and 2001, but then a leveling off in 2004.

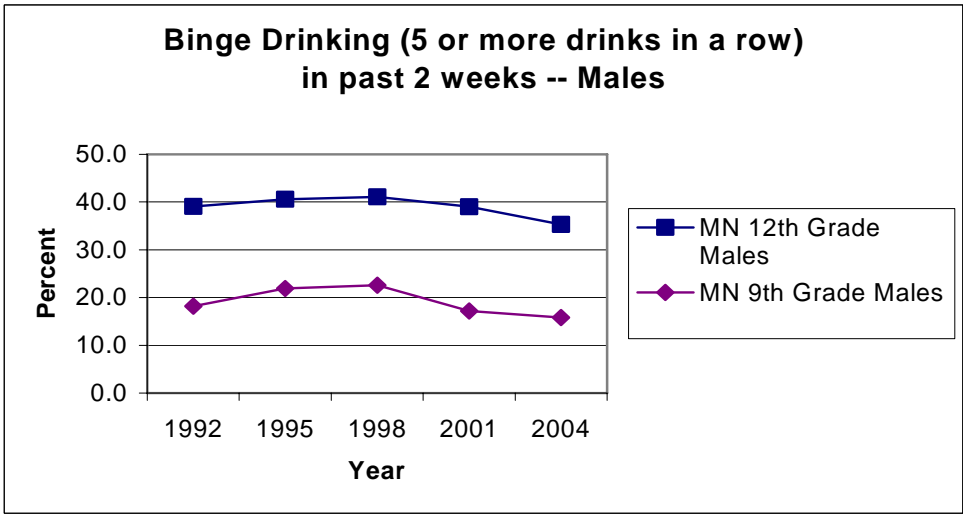
Over the years, Minnesota 12<sup>th</sup> grade students were slightly more likely to report binge drinking than 12<sup>th</sup> grade students nationally, although by 2004, reported binge drinking by Minnesota 12<sup>th</sup> grade students was essentially equal to national 12<sup>th</sup> grade students.

For county level data on alcohol, tobacco and other drug use, go to <http://www.mnschoolhealth.com> and click on the “Data” tab.



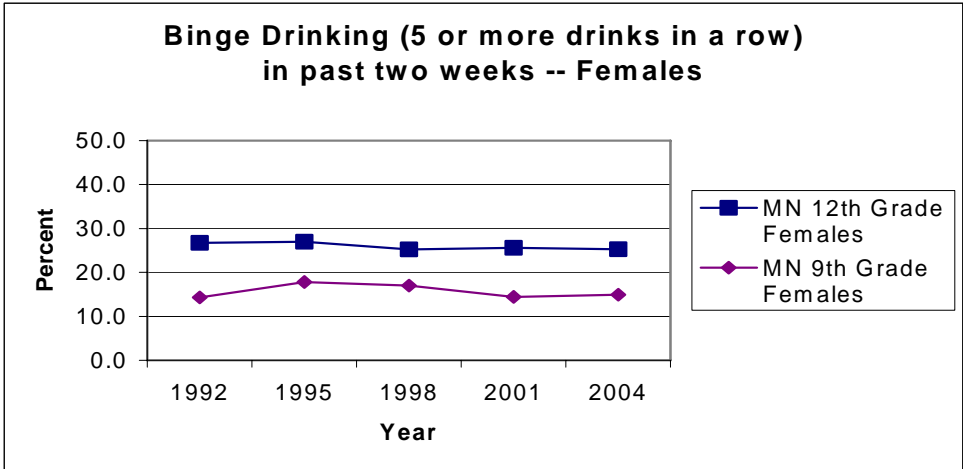
### Binge Drinking by Grade (Percent)

	Minnesota 9th Grade	Minnesota 12th Grade	National 12th Grade
1992	16.2	32.8	27.9
1995	19.8	33.7	29.8
1998	19.7	32.9	31.5
2001	15.8	32.0	29.7
2004	15.3	30.1	29.2



**Binge Drinking – MN Males (Percent)**

	9th Grade	12th Grade
1992	18.2	39.1
1995	21.9	40.6
1998	22.6	41.1
2001	17.2	39.0
2004	15.8	35.3



**Binge Drinking – MN Females**

	9th Grade	12th Grade
1992	14.3	26.7
1995	17.8	27.0
1998	17.0	25.2
2001	14.4	25.6
2004	14.9	25.3

The question was not asked of 6<sup>th</sup> grade students.  
National comparisons are only available for 12<sup>th</sup> grade students.

**Data Sources:**

1992-2004 Minnesota Student Survey trend data set, 2004 National Monitoring the Future Survey. For more information about the data sources and their limitations, see “Data Sources and Limitations.”