

## Youth who ride with friends after the friends have been using alcohol/other drugs

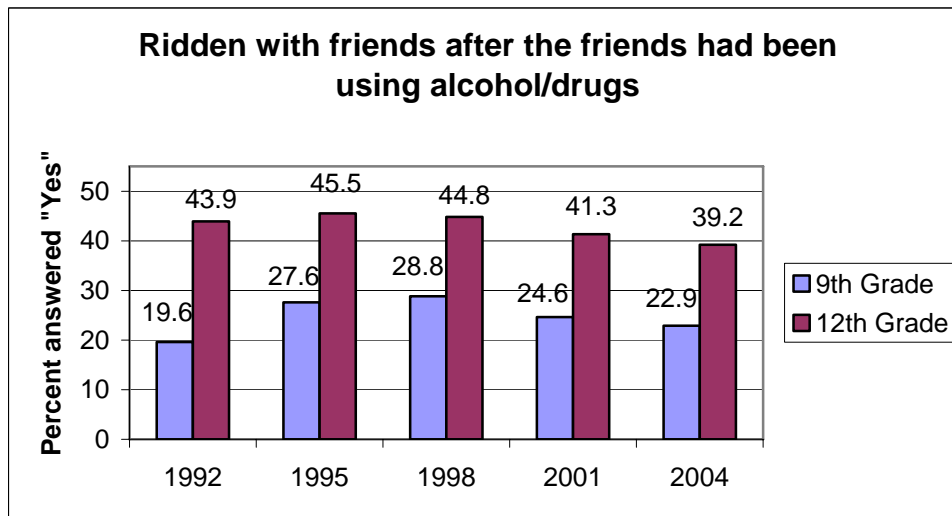
Youth were asked, “Do you ever ride with friends after they have been using alcohol or other drugs?” The question was asked of 9<sup>th</sup> and 12<sup>th</sup> grade students. The responses included: “None of my friends use alcohol/other drugs”, “No”, “Yes but rarely” and “Yes often”.

Looking at those who answered “Yes rarely” and “Yes often”, 12<sup>th</sup> grade students are more likely than 9<sup>th</sup> grade students to have ridden with a friend who had used alcohol or other drugs. This could be in part because 12<sup>th</sup> grade students have more friends who can drive, and because 12<sup>th</sup> grade students were less likely to say that none of their friends use alcohol or other drugs.

In 2004, almost one-fourth of 9<sup>th</sup> grade students and over one-third of 12<sup>th</sup> grade students report riding with a friend after the friend had been using alcohol or other drugs. For both grades, the trend peaked in 1998 and has been gradually declining since then.

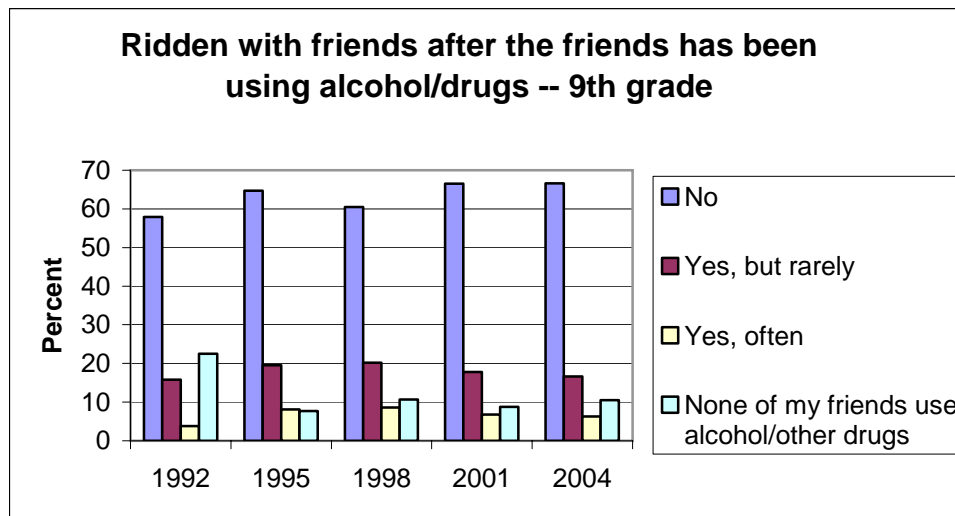
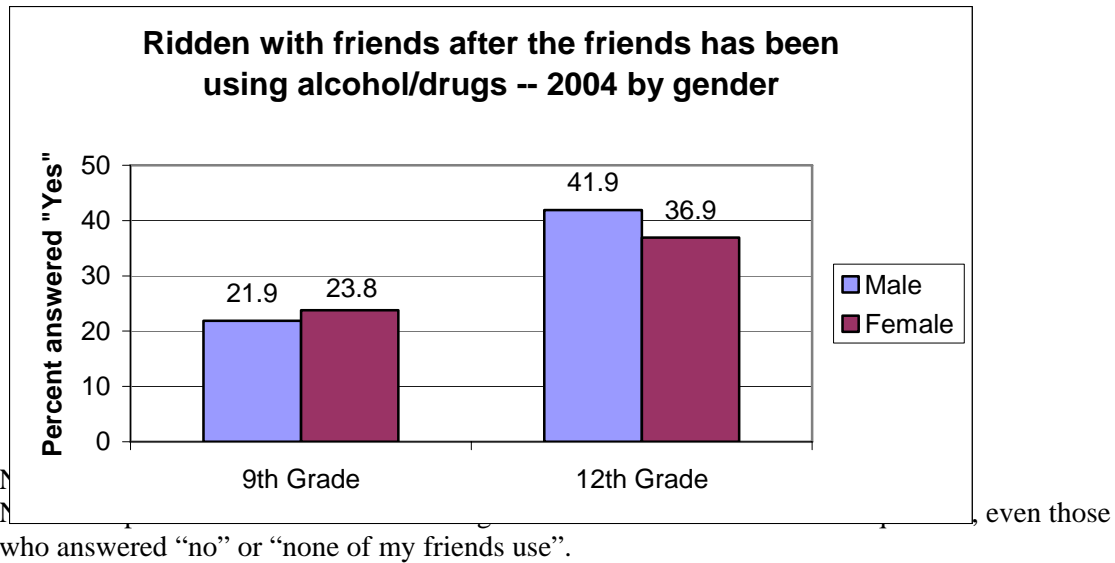
There are no real gender differences among 9<sup>th</sup> grade students who report having ridden with a friend who had been using alcohol or other drugs, but for 12<sup>th</sup> grade students, males were slightly more likely than females to say they had ridden with a friend who had been using alcohol or other drugs.

For county level data on alcohol, tobacco and other drug use, go to <http://www.mnschoolhealth.com> and click on the “Data” tab.



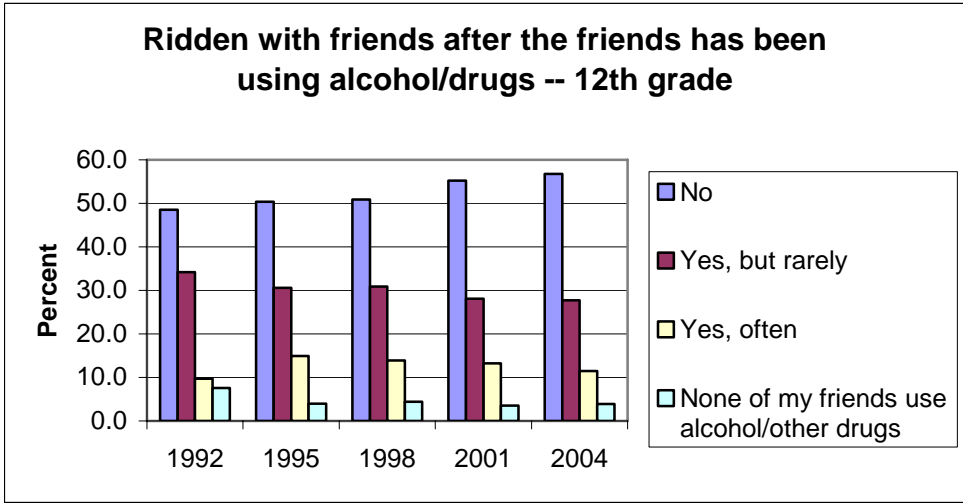
Note: Percent who answered “yes, but rarely” and “yes, often”.

Note: The percents are of all 9<sup>th</sup> or 12<sup>th</sup> grade students who answered the question, even those who answered “no” or “none of my friends use”.



**Ridden with friend after they used alcohol/drugs – 9<sup>th</sup> grade (Percent)**

	1992	1995	1998	2001	2004
No	57.9	64.7	60.5	66.5	66.6
Yes, but rarely	15.8	19.5	20.2	17.8	16.6
Yes, often	3.8	8.1	8.6	6.8	6.3
None of my friends use alcohol/other drugs	22.5	7.7	10.7	8.8	10.5



**Ridden with friend after friend used alcohol/drugs – 12<sup>th</sup> grade (Percent)**

	1992	1995	1998	2001	2004
No	48.5	50.4	50.9	55.2	56.8
Yes, but rarely	34.2	30.6	30.9	28.1	27.7
Yes, often	9.7	14.9	13.9	13.2	11.5
None of my friends use alcohol/other drugs	7.6	4.0	4.4	3.5	3.9

**Data Source:**

1992-2004 Minnesota Student Survey trend data set. For more information about the data sources and their limitations, see “Data Sources and Limitations.”