

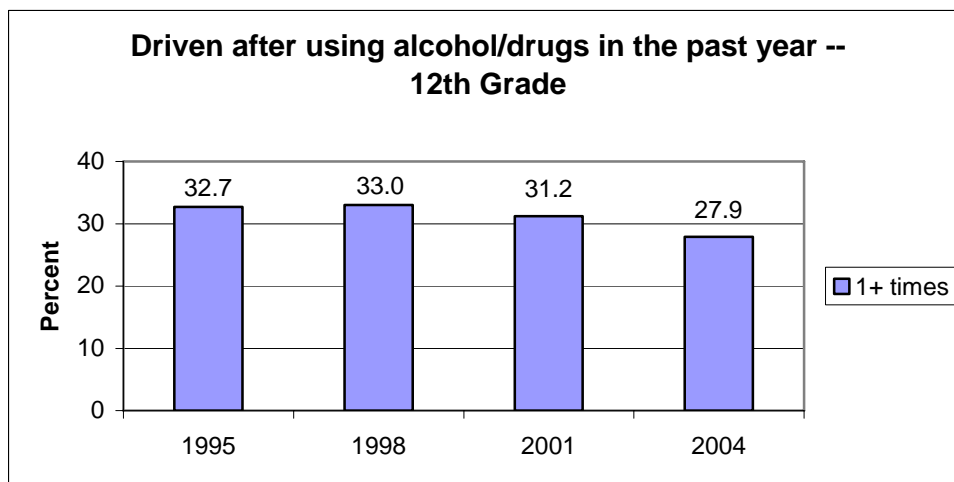
Youth who drive after using alcohol/other drugs

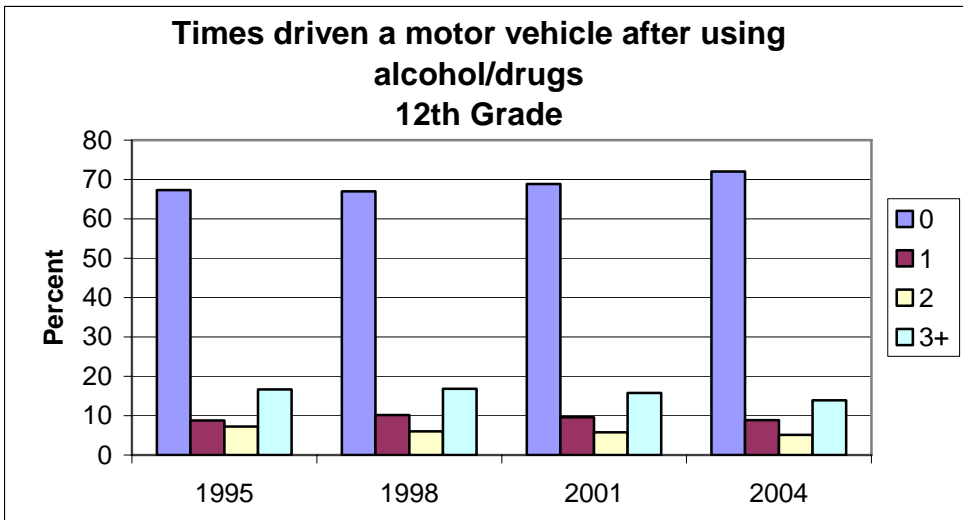
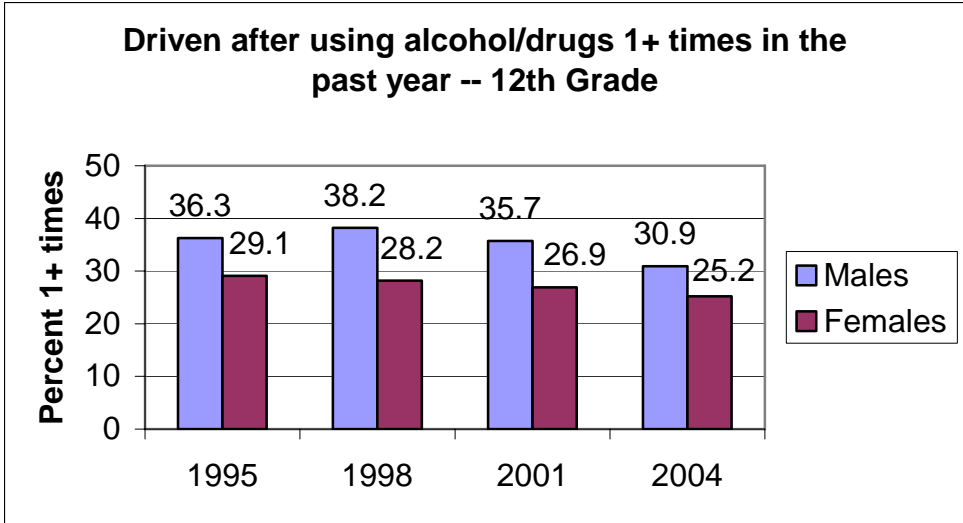
Youth driving after using alcohol or other drugs was measured by asking youth “During the last 12 months, how many times have you driven a motor vehicle after using alcohol or other drugs?” The responses included: 0, 1, 2, 3 or more.

The question was asked of 9th and 12th grade students. However, many 9th grade students do not drive. Therefore, the question does not apply to them. Thus the focus of this indicator is on 12th graders.

In 2004, more than one-fourth of 12th grade students reported driving after using alcohol or other drugs. In general, the report of driving after using alcohol or other drugs from 12th graders has shown a gradual decline since 1998. Twelfth grade males are more likely than females to report having driving one or more times after using alcohol or other drugs in the last year. The decline in reports of driving after using alcohol or other drugs seems to be a little bit steeper for males than females.

For county level data on alcohol, tobacco and other drug use, go to <http://www.mnschoolhealth.com> and click on the “Data” tab.





Times driven a motor vehicle after using alcohol/drugs – 12th Grade (Percent)

	1995	1998	2001	2004
0	67.3	67.0	68.9	72.0
1	8.8	10.2	9.6	8.9
2	7.2	6.0	5.8	5.1
3+	16.7	16.8	15.8	13.9

Data Source:

1992-2004 Minnesota Student Survey trend data set. For more information about the data sources and their limitations, see “Data Sources and Limitations.”