

## Youth Marijuana Use

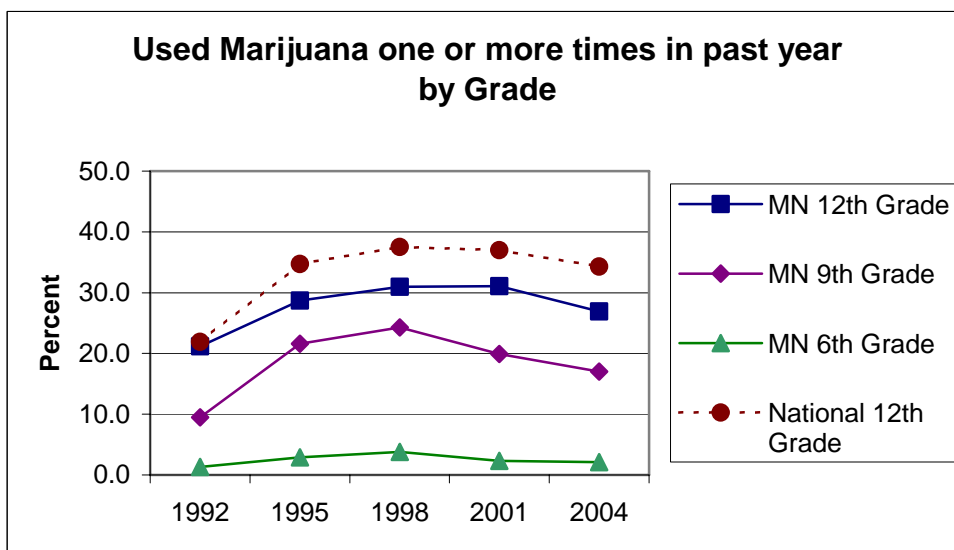
Marijuana was the third most frequently used drug in the past year as reported by students, after alcohol and tobacco (see “Overview”). Youth were asked, “On how many occasions (if any) have you used marijuana (grass, pot) or hashish (hash, hash oil)...during the last 12 months?”

While very few 6<sup>th</sup> grade students reported using marijuana in the past year, one in six 9<sup>th</sup> grade students and over one in four 12<sup>th</sup> grade students reported using marijuana in the past year. In general, marijuana use was highest in 1998 and use has declined since then for 6<sup>th</sup> and 9<sup>th</sup> grade students. For 12<sup>th</sup> grade students, marijuana use has roughly stayed steady since 1995 with a decrease in use between 2001 and 2004.

Males were more likely than females to report marijuana use. For 6<sup>th</sup> grade students, males are almost twice as likely to report marijuana use in the past year for each year except 2004. However, the percentage of marijuana use is very small in this grade.

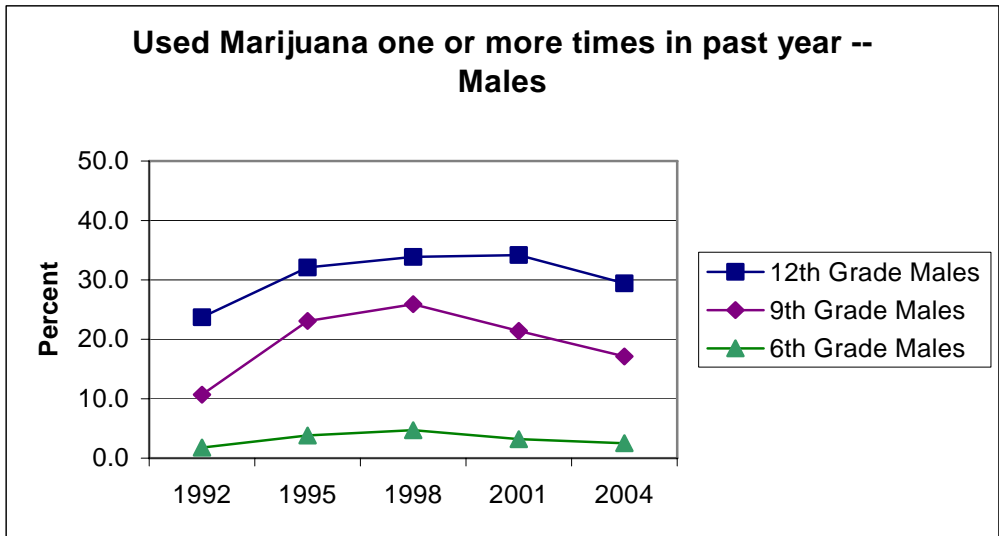
Over the years, Minnesota 12<sup>th</sup> grade students were less likely to report marijuana use than 12<sup>th</sup> grade students nationally.

For county level data on alcohol, tobacco and other drug use, go to <http://www.mnschoolhealth.com> and click on the “Data” tab.



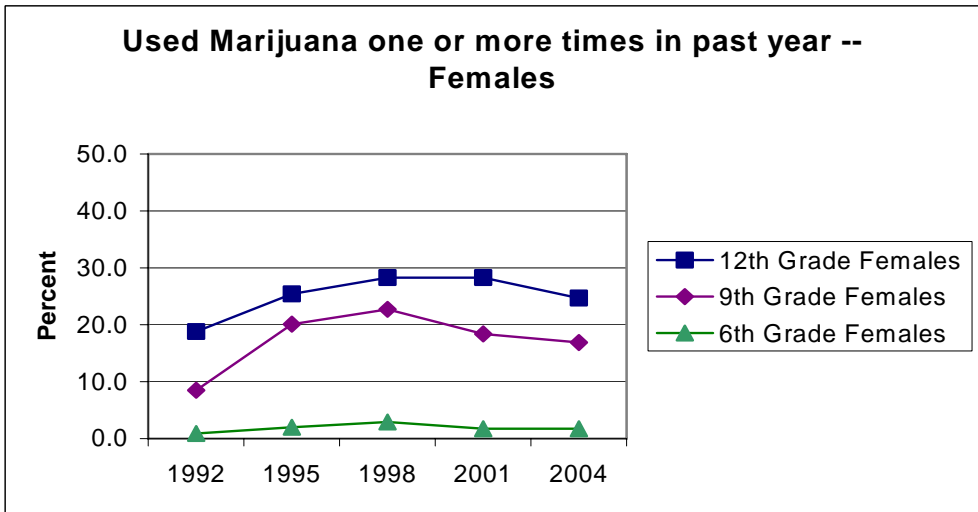
### Used Marijuana in Past Year by Grade (Percent)

	Minnesota		National	
	6th Grade	9th Grade	12th Grade	12th Grade
1992	1.3	9.5	21.2	21.9
1995	2.9	21.6	28.7	34.7
1998	3.8	24.3	31.0	37.5
2001	2.3	19.9	31.1	37.0
2004	2.1	17.0	26.9	34.3



**Used Marijuana one or more times in past year – Males (Percent)**

	6th Grade	9th Grade	12th Grade
1992	1.8	10.7	23.7
1995	3.8	23.1	32.1
1998	4.7	25.9	33.9
2001	3.2	21.4	34.2
2004	2.5	17.1	29.4



**Used Marijuana one or more times in past year – Females (Percent)**

	6th Grade	9th Grade	12th Grade
1992	0.9	8.5	18.8
1995	2.0	20.1	25.4
1998	2.9	22.7	28.3
2001	1.7	18.4	28.3
2004	1.7	16.9	24.7

**Data Sources:**

1992-2004 Minnesota Student Survey trend data set, 2004 National Monitoring the Future Survey. For more information about the data sources and their limitations, see “Data Sources and Limitations.”

Alcohol and Other Drug Indicators – Compiled by Minnesota Department of Health. [www.health.state.mn.us/alcohol](http://www.health.state.mn.us/alcohol)  
Original data source: Minnesota Student Survey