

Youth Use of Someone Else's Prescription Drug

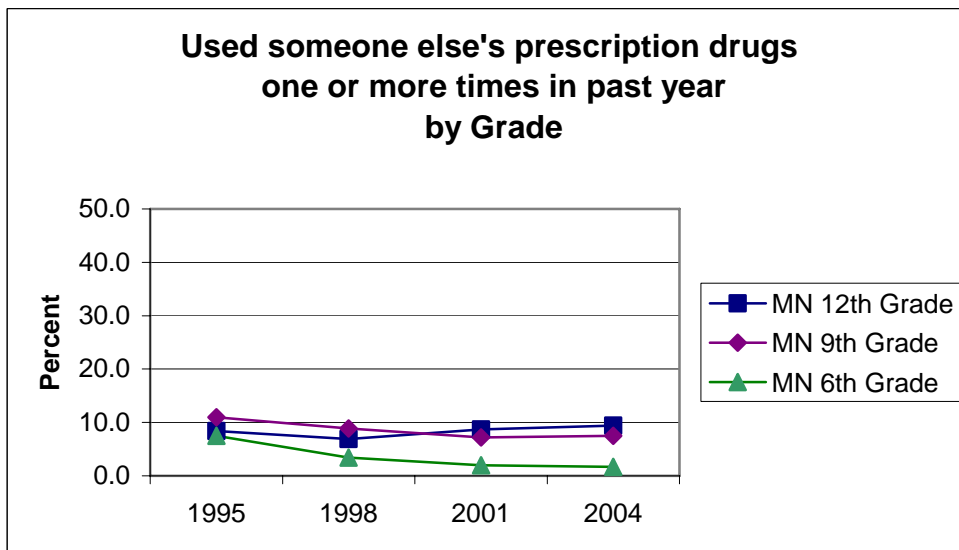
Youth were asked, "On how many occasions (if any) have you taken other people's prescription drugs... during the last 12 months?" This was the fourth most frequently mentioned drug used in the past year as reported by students (see "Overview"). It follows alcohol, tobacco and marijuana.

In 2004, almost two percent of 6th grade students, almost 8 percent of 9th grade students, and 9 percent of 12 grade students reported using someone else's prescription drug at least once in the last year. In 1995 and 1998, 9th grade students reported using more than 6th or 12th grade students. In 2001 and 2004, 12th grade students reported using more than 6th or 9th grade students.

There is not a clear pattern of increase or decrease of reported use over time. For 6th grade students, there has been a decrease in reported use since 1995. For 9th grade students, reports of using someone else's prescription drugs was highest in 1995 and declined in 1998 and 2001, but stayed stable between 2001 and 2004. For 12th grade students, there seems to be an increasing trend with the highest reported use in 2004.

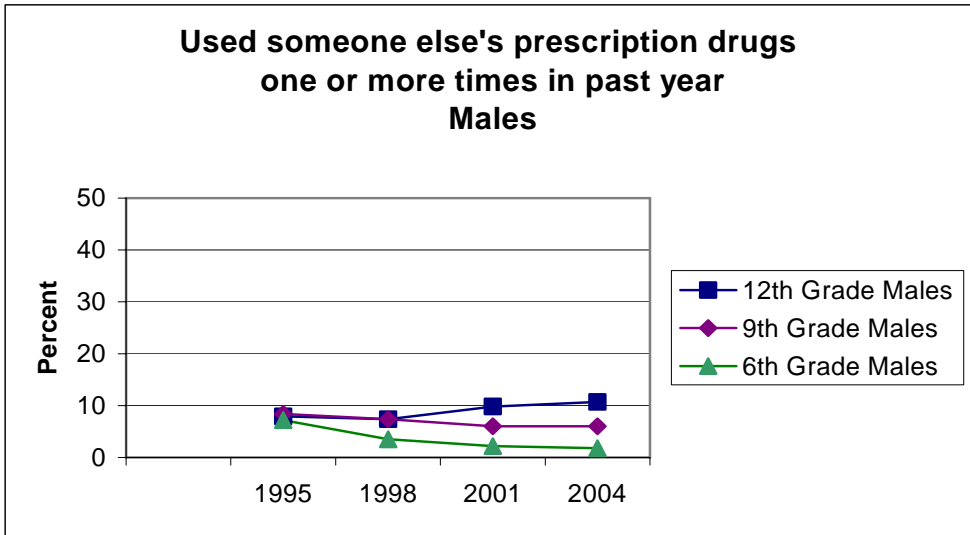
In 6th grade, there is no real gender difference in reported use. In 9th grade, females report using someone else's prescription drugs more than males. In 12th grade, males are more likely than females to report use.

For county level data on alcohol, tobacco and other drug use, go to <http://www.mnschoolhealth.com> and click on the "Data" tab.



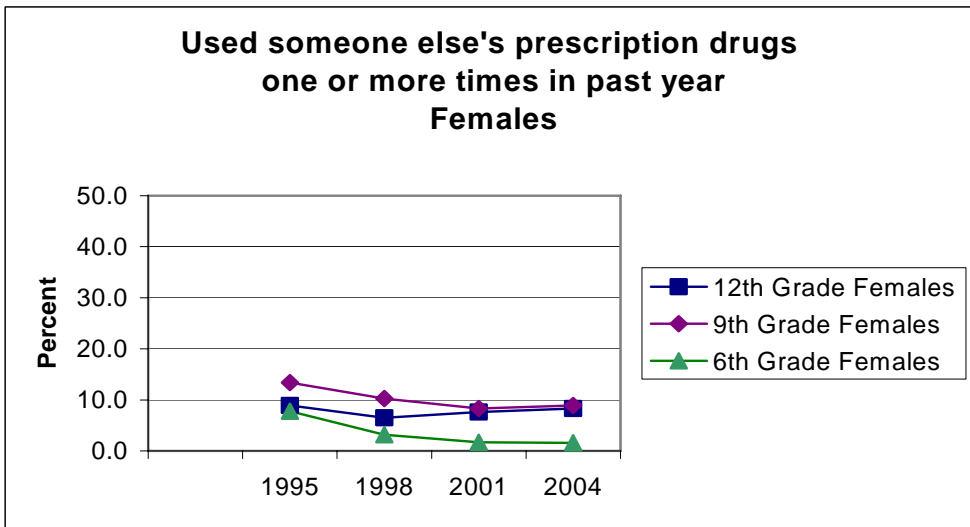
Used Someone Else's Prescription Drugs One + times in Year by Grade (Percent)

	Minnesota		
	6th Grade	9th Grade	12th Grade
1995	7.5	11.0	8.4
1998	3.4	8.9	6.9
2001	2.0	7.2	8.7
2004	1.7	7.5	9.4



Used Someone Else's Prescription Drugs One + times in Year --Males (Percent)

	6th Grade	9th Grade	12th Grade
1995	7.2	8.4	7.9
1998	3.5	7.4	7.4
2001	2.2	6.0	9.8
2004	1.8	6.0	10.7



Used Someone Else's Prescription Drugs One + times in Year -- Females (Percent)

	6th Grade	9th Grade	12th Grade
1995	7.8	13.4	8.9
1998	3.2	10.3	6.5
2001	1.7	8.3	7.6
2004	1.6	8.9	8.3

The question was not asked in 1992.

Data Sources:

1992-2004 Minnesota Student Survey trend data set. For more information about the data sources and their limitations, see "Data Sources and Limitations."