

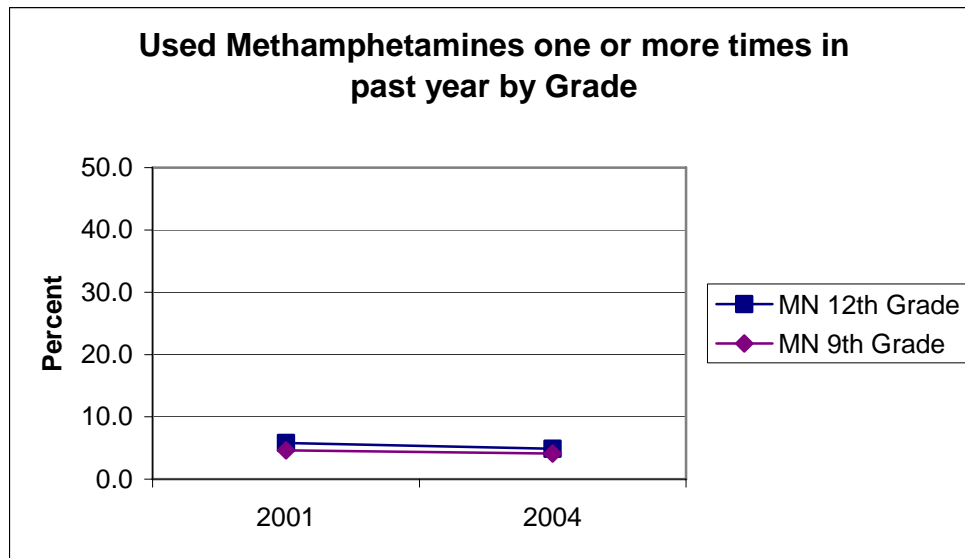
Youth Methamphetamine Use

Youth were asked, “On how many occasions (if any) have you used methamphetamine (meth, speed, crank, crystal meth) by any method...during the last 12 months?”

In 2004, four percent of 9th grade students and five percent of 12th grade students reported using methamphetamine. This is a slight decline from 2001.

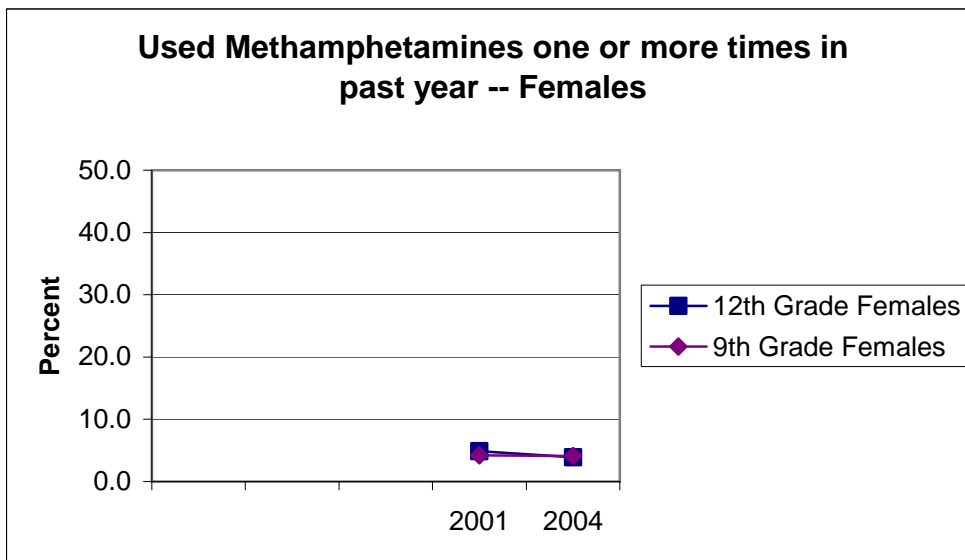
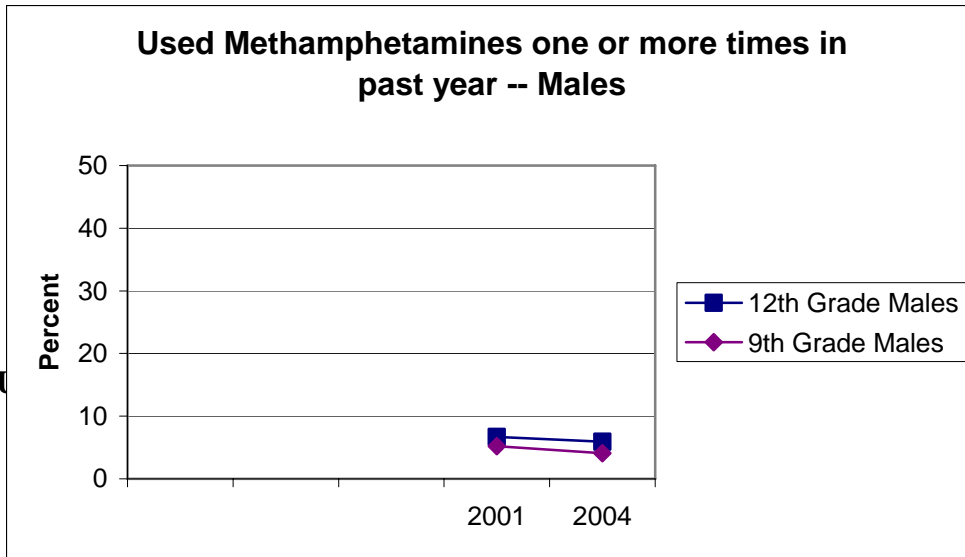
In general, males were more likely than females to report methamphetamine use. This gender difference was more noticeable among 12th grade students.

For county level data on alcohol, tobacco and other drug use, go to <http://www.mnschoolhealth.com> and click on the “Data” tab.



Used Methamphetamines one + times in past year by Grade (Percent)

| | Minnesota | |
|------|-----------|------------|
| | 9th Grade | 12th Grade |
| 2001 | 4.6 | 5.8 |
| 2004 | 4.1 | 4.9 |



Used Methamphetamines one + times in past year -- Females (Percent)

| | 9th Grade Females | 12th Grade Females |
|------|-------------------|--------------------|
| 2001 | 4.2 | 4.9 |
| 2004 | 4.1 | 3.9 |

The question was not asked of 6th grade students.
 The question not asked prior to 2001.

Data Sources:

1992-2004 Minnesota Student Survey trend data set. For more information about the data sources and their limitations, see “Data Sources and Limitations.”