

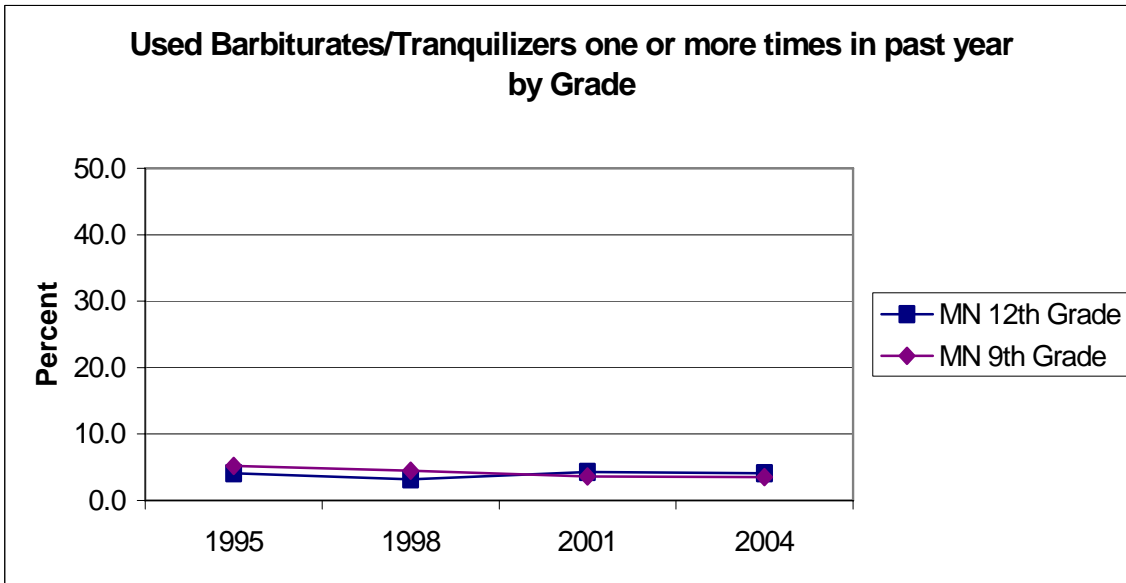
Youth Use of Barbiturates/Tranquilizers

Youth were asked, “On how many occasions (if any) have you used barbiturates or tranquilizers on your own—that is, without a doctor telling you to take them... during the last 12 months?”

In 2004, about 3.5 percent of 9th and four percent of the 12th grade students reported using barbiturates or tranquilizers at least once in the past year. In earlier years when this question was asked, 9th grade students were more likely to say they used than 12th grade students. However, in more recent surveys, 12th grade students are slightly more likely to report use than 9th grade students. Reported barbiturate/tranquilizers use by both grades has stabilized in 2001 and 2004.

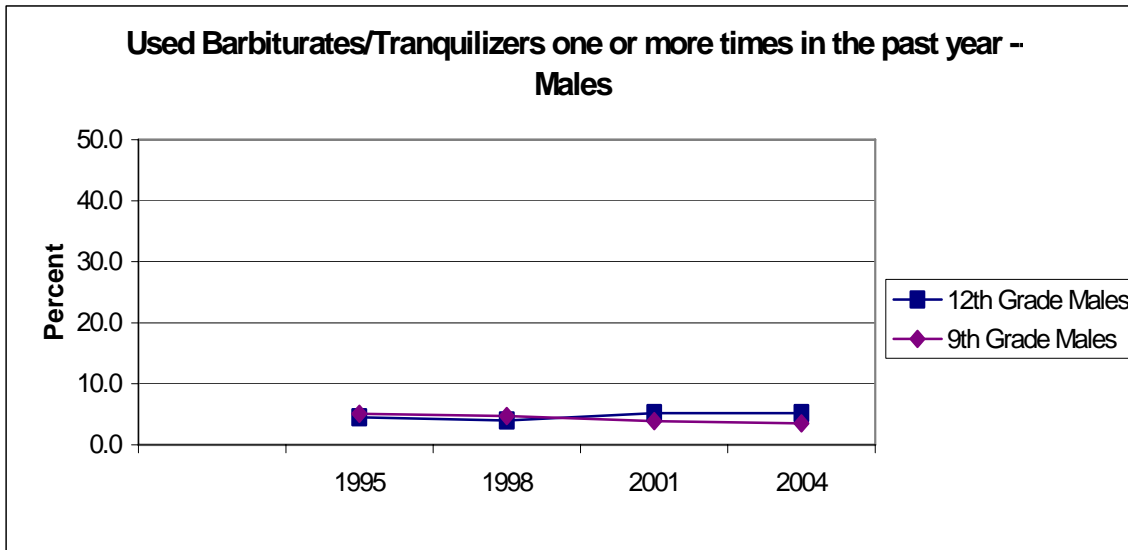
There is no real gender difference in reported use among 9th grade students. For 12th grade students, males are more likely than females to report using barbiturates/tranquilizers at least once in the past year.

For county level data on alcohol, tobacco and other drug use, go to <http://www.mnschoolhealth.com> and click on the “Data” tab.



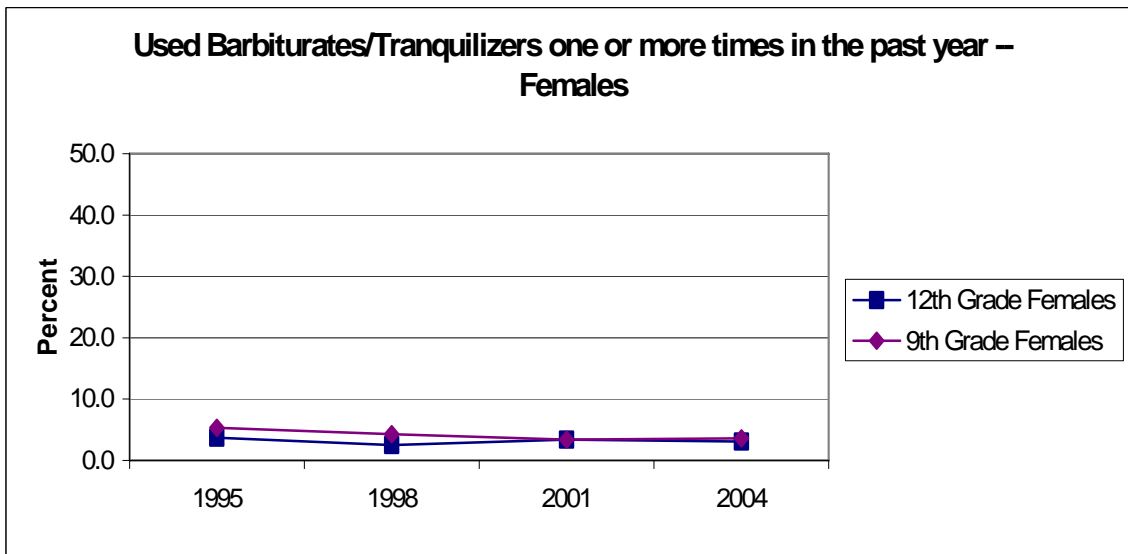
Used Barbiturates/Tranquilizers One + Times in Year by Grade (Percent)

	Minnesota	
	9th Grade	12th Grade
1995	5.2	4.1
1998	4.5	3.2
2001	3.6	4.3
2004	3.5	4.1



Used Barbiturates/Tranquilizers One + Times in Year – Males (Percent)

	9th Grade	12th Grade
1995	5.1	4.5
1998	4.7	4.0
2001	3.9	5.2
2004	3.5	5.2



Used Barbiturates/Tranquilizers One + Times in Year – Females (Percent)

	9th Grade	12th Grade
1995	5.3	3.7
1998	4.3	2.5
2001	3.4	3.4
2004	3.6	3.1

The question was not asked of 6th grade students.

The question was not asked in 1992.

Data Sources:

1992-2004 Minnesota Student Survey trend data set. For more information about the data sources and their limitations, see “Data Sources and Limitations.”