

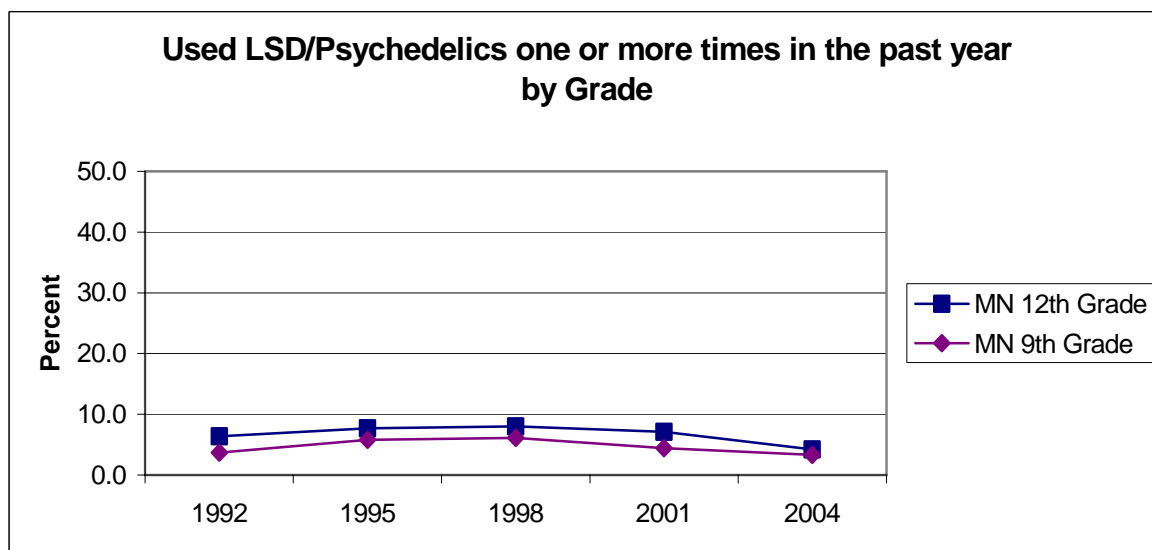
## Youth Use of LSD/Psychedelics

Youth were asked, “On how many occasions (if any) have you used LSD (“acid”), PCP, or other psychedelics (like mescaline, peyote, psilocybin)... during the last 12 months?”

In 2004, three percent of 9<sup>th</sup> grade students and four percent of 12<sup>th</sup> grade students reported using LSD/psychedelics at least once in the past year. Over the years, twelfth grade students were slightly more likely to report use than 9<sup>th</sup> grade students. For both grades, reported use of LSD/psychedelics peaked in 1998 and then declined in 2001 and 2004.

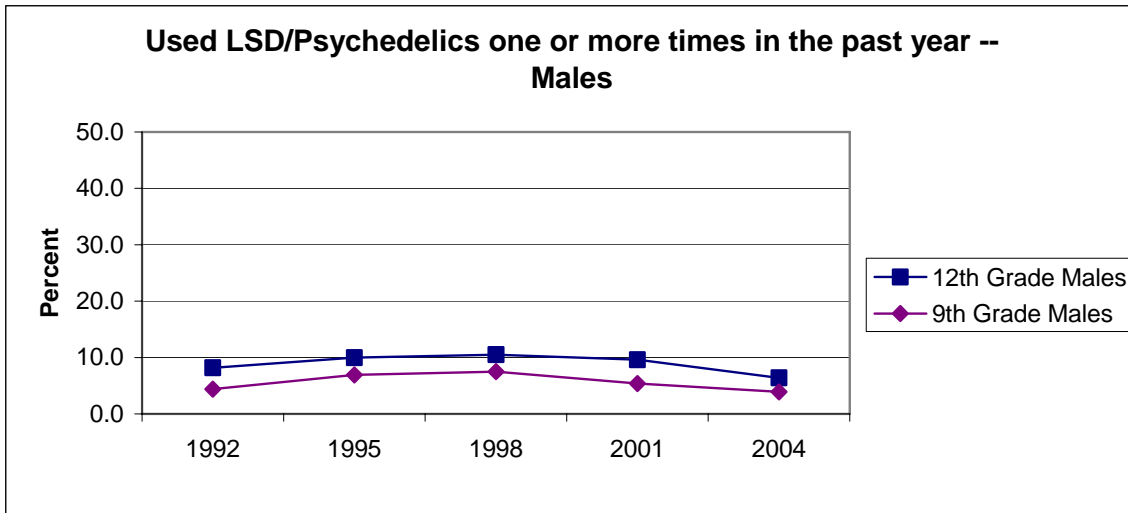
Males are more likely than females to report using LSD/psychedelics in the past year.

For county level data on alcohol, tobacco and other drug use, go to <http://www.mnschoolhealth.com> and click on the “Data” tab.



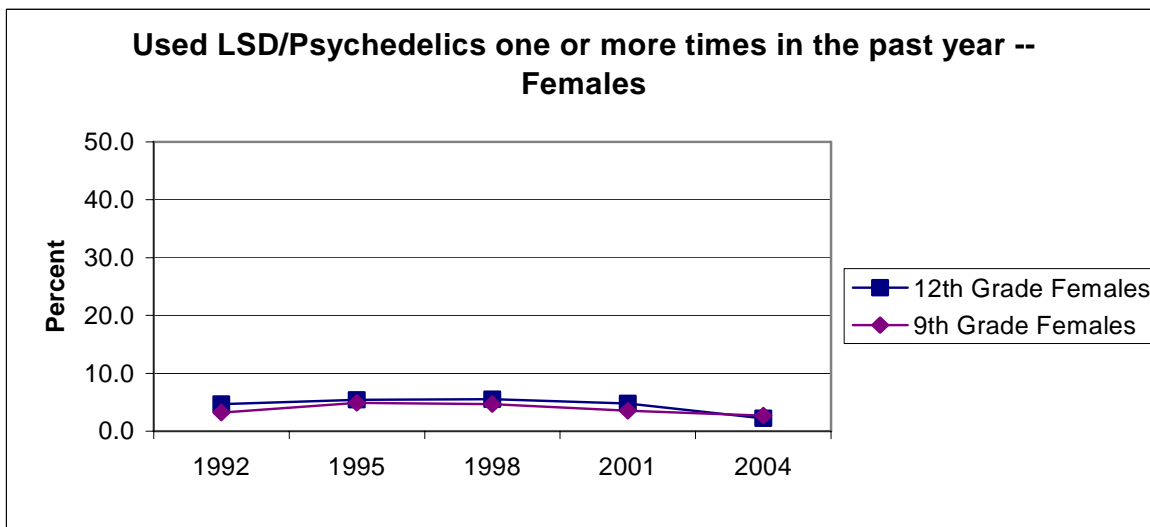
### Used LSD/Psychedelics one + times in the year by grade (Percent)

	Minnesota	
	9th Grade	12th Grade
1992	3.7	6.4
1995	5.8	7.7
1998	6.1	8.0
2001	4.4	7.1
2004	3.3	4.2



**Used LSD/Psychedelics one + times in the year -- Males (Percent)**

	9th Grade	12th Grade
1992	4.4	8.2
1995	6.9	10.0
1998	7.5	10.5
2001	5.4	9.6
2004	3.9	6.4



**Used LSD/Psychedelics one + times in the year -- Females (Percent)**

	9th Grade	12th Grade
1992	3.2	4.7
1995	4.9	5.4
1998	4.7	5.5
2001	3.5	4.8
2004	2.7	2.2

The question was not asked of 6th grade students.

**Data Sources:**

1992-2004 Minnesota Student Survey trend data set. For more information about the data sources and their limitations, see “Data Sources and Limitations.”