

Syphilis in Minnesota



Minnesota Department of Health
STD Surveillance System

www.health.state.mn.us/std

Introduction

- Under Minnesota law, physicians and laboratories must report all laboratory-confirmed cases of **chlamydia**, **gonorrhea**, **syphilis**, and **chancroid** to the Minnesota Department of Health (MDH) within one working day.
- The MDH does not maintain statistics for other, non-reportable STDs (ex: herpes, HPV/genital warts).
- This slide set describes syphilis trends in Minnesota by person, place, and time.
- Analyses exclude cases reported from federal and private prisons.

STDs in Minnesota: Number of Cases Reported in 2009

- Total of 16,702 STD cases reported to MDH in 2009:
 - ◆ 14,186 Chlamydia cases
 - ◆ 2,302 Gonorrhea cases
 - ◆ 214 Syphilis cases (all stages)
 - ◆ 0 Chancroid cases

Stages of syphilis

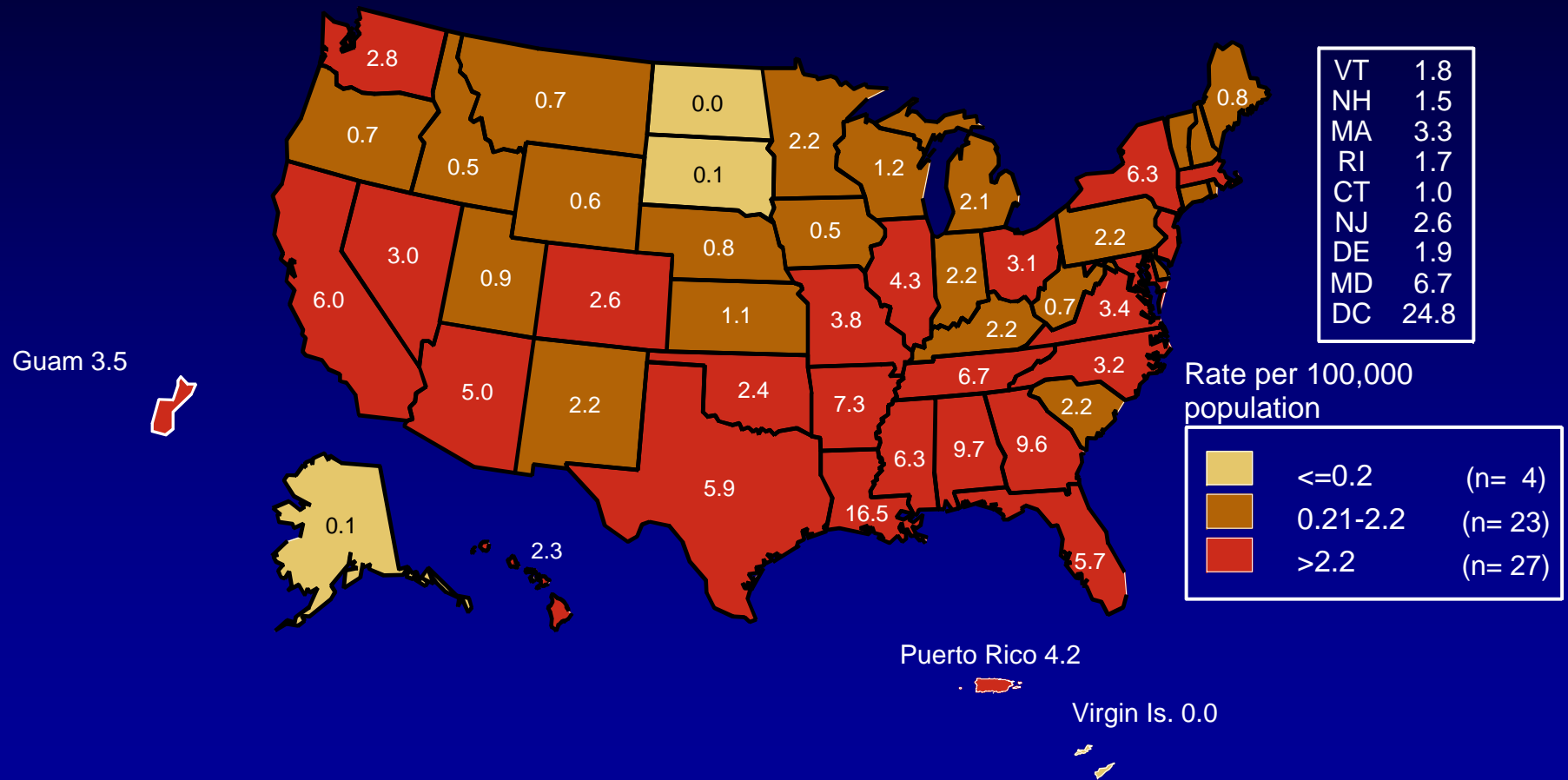
- Primary
 - Secondary
 - Latent
 - ◆ Early latent
 - ◆ Infected <1 year
 - ◆ Late latent
 - ◆ Infected >1 year
 - Congenital syphilis
- Infectious syphilis
- "Early" syphilis
-

Syphilis in the U.S.

- The most recent syphilis data available at the national level is from 2008. 2009 data is expected to be available in Fall 2010.
- In 2008, the primary and secondary syphilis rate for Minnesota ranked 28th among 50 states, Washington DC and 3 territories.
- In 2008, the primary and secondary syphilis rate among MN males was 56% that the U.S. male rate, and the MN female rate was only 15% that of the U.S. female rate.
- MN had a rate of 0.0 cases of congenital syphilis per 100,000 live births compared to the U.S. rate of 10.1 cases per 100,000.

United States: State-Specific P&S Syphilis Rates, 2008

(National Rate = 4.5 per 100,000)

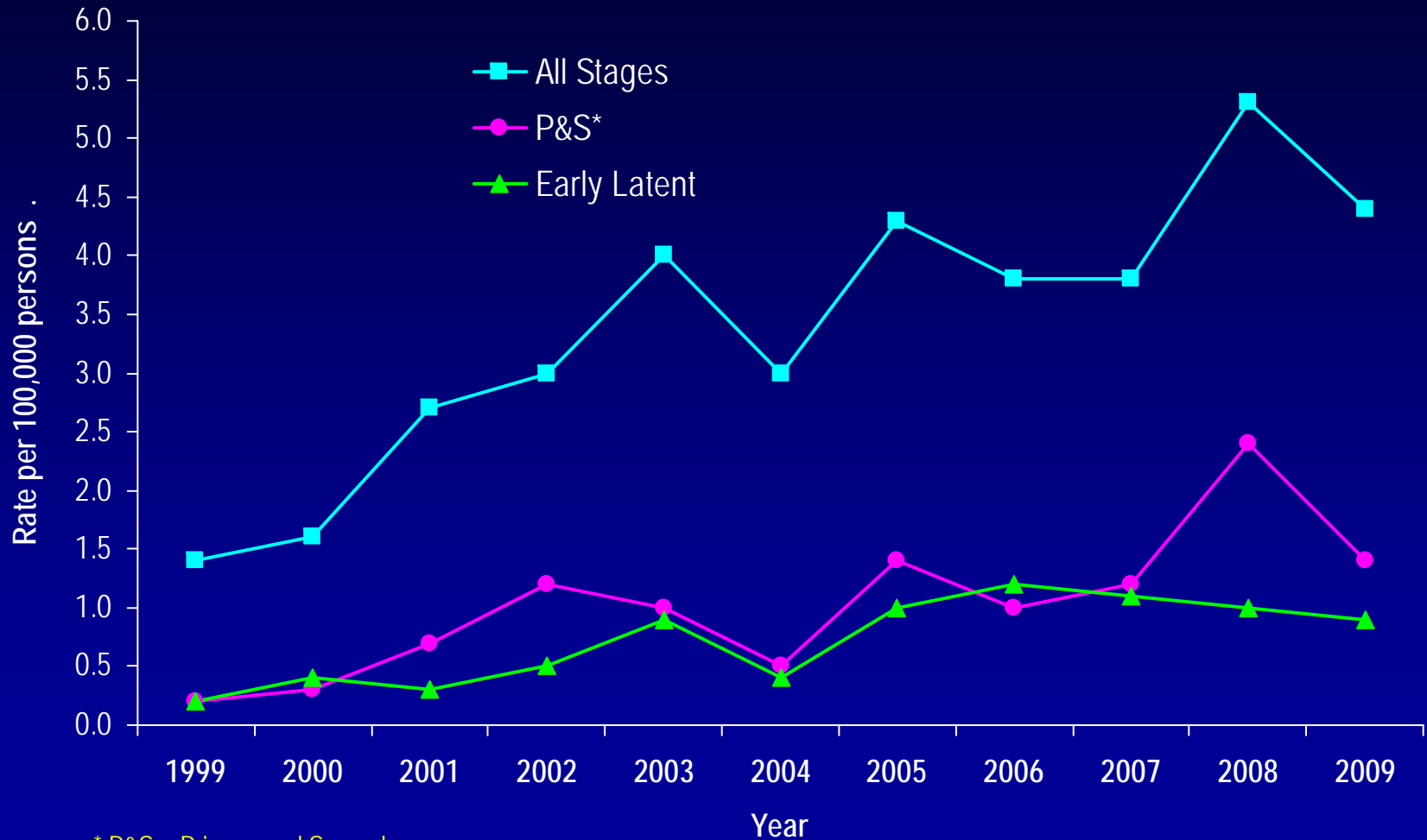


SOURCE:
Centers for Disease Control & Prevention, Division of STD Prevention. 2008 Surveillance Slides.
Data Source: Minnesota STD Surveillance System

STDs in Minnesota: Annual Review
STDs in Minnesota: Annual Review

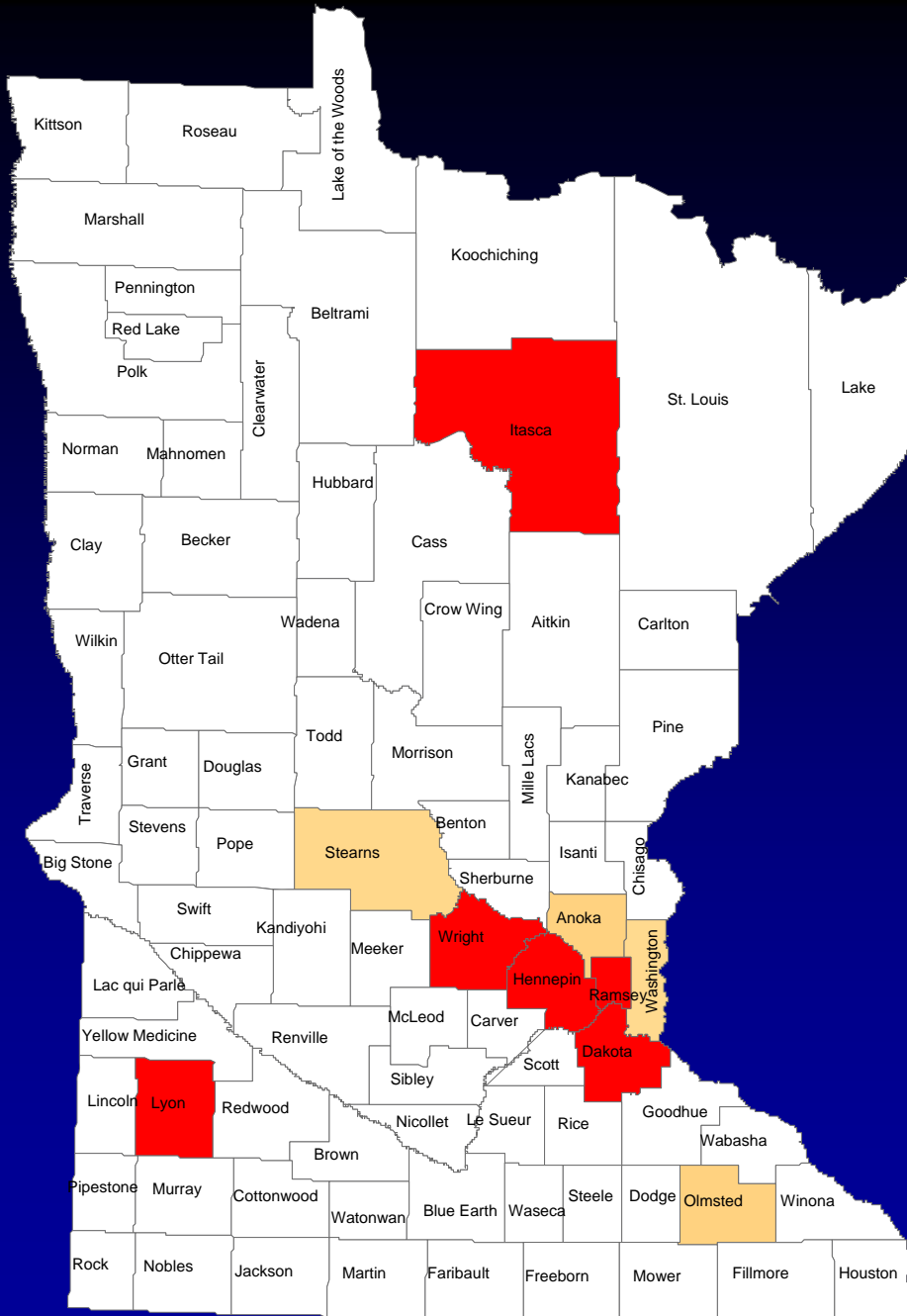
Syphilis in Minnesota

Syphilis Rates by Stage of Diagnosis Minnesota, 1999-2009




* P&S = Primary and Secondary

2009 Minnesota Primary & Secondary Syphilis Rates by County



Rate per 100,000 persons

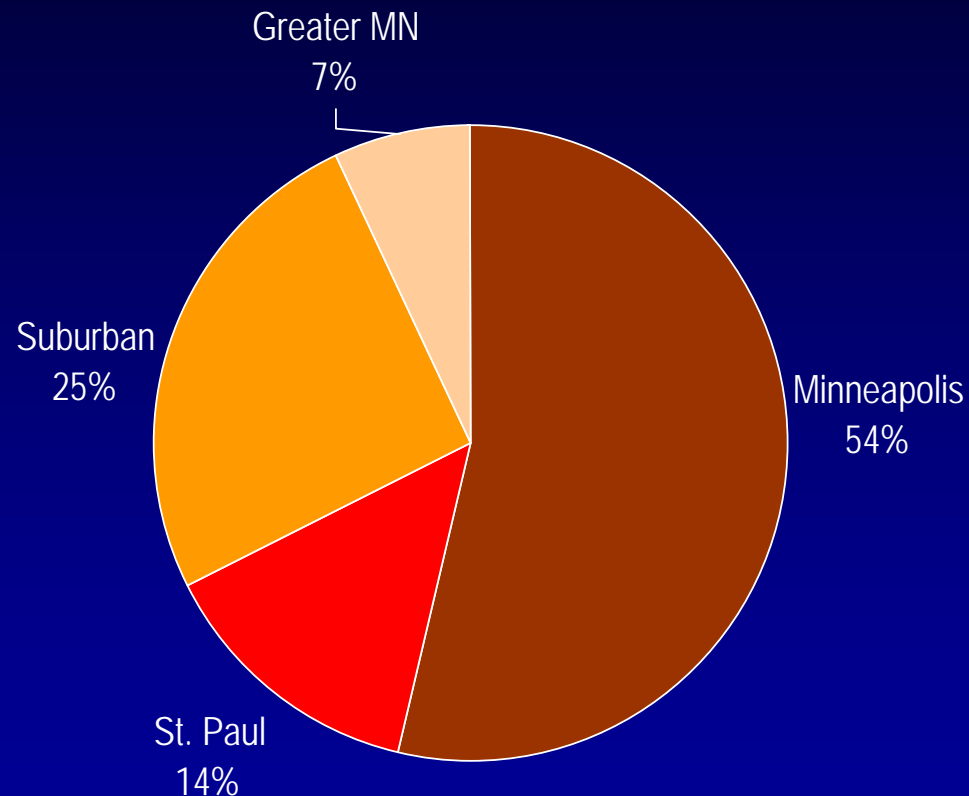


City of Minneapolis	9.9 (38 cases)
City of St. Paul	3.5 (10 cases)
Suburban [#]	0.9 (18 cases)
Greater Minnesota	0.2 (5 cases)

[#] 7-county metro area, excluding the cities of Minneapolis and St. Paul

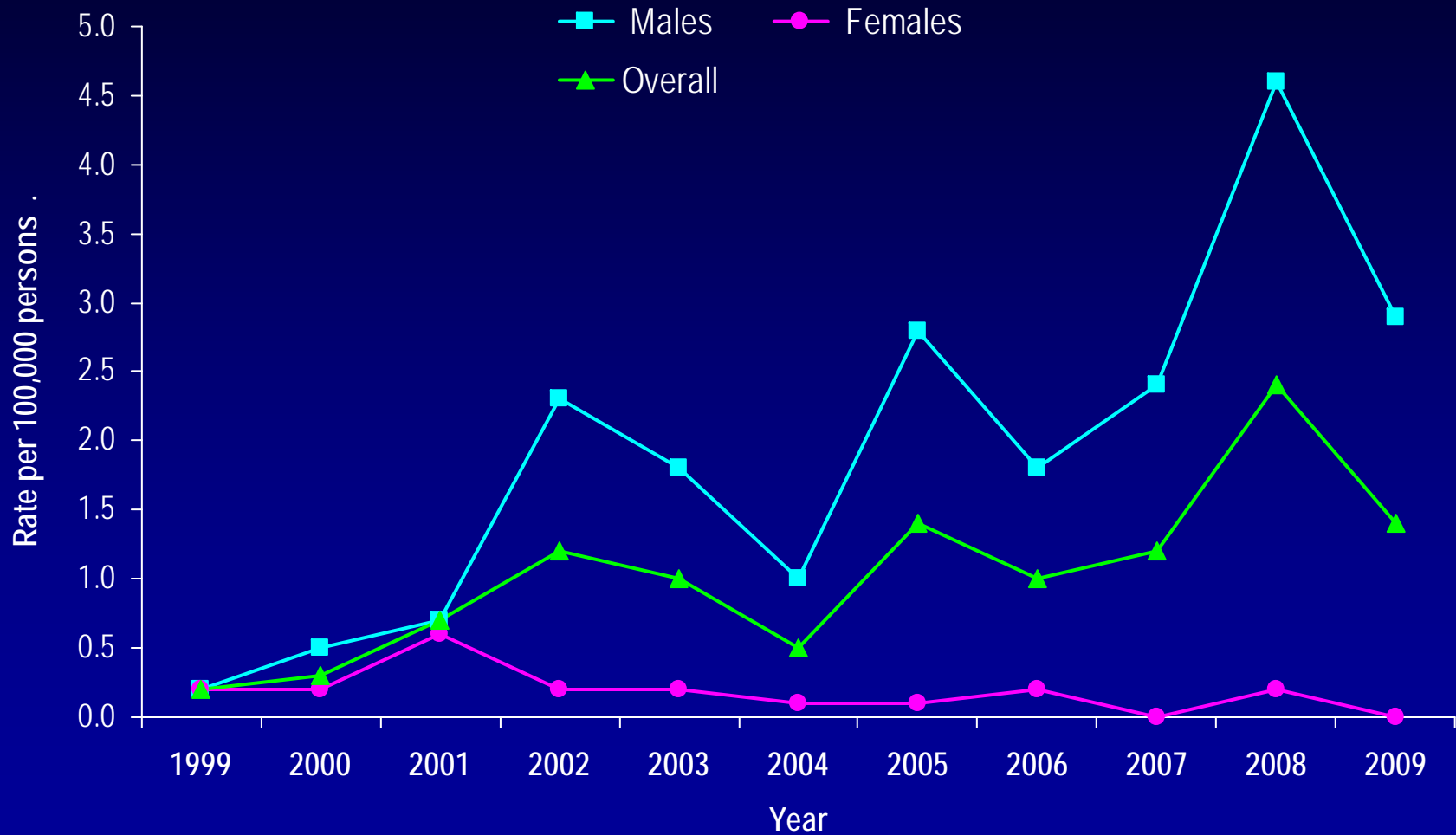
Primary & Secondary Syphilis Infections in Minnesota by Residence at Diagnosis, 2009

Total Number of Cases = 71

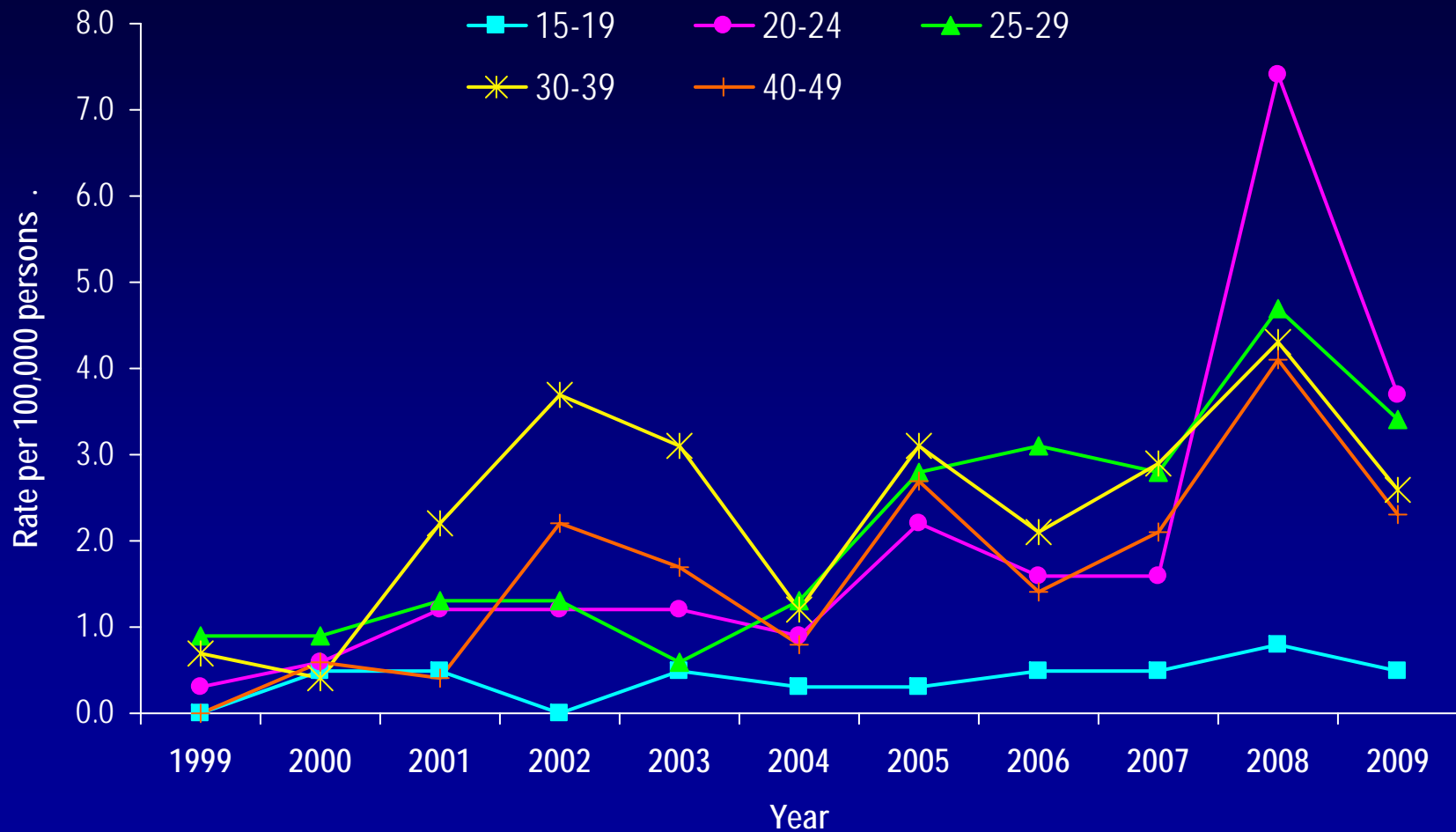


Suburban = Seven-county metro area including Anoka, Carver, Dakota, Hennepin (excluding Minneapolis), Ramsey (excluding St. Paul), Scott, and Washington counties. Greater MN = All other Minnesota counties outside the seven-county metro area.

Primary & Secondary Syphilis Rates by Gender Minnesota, 1999-2009

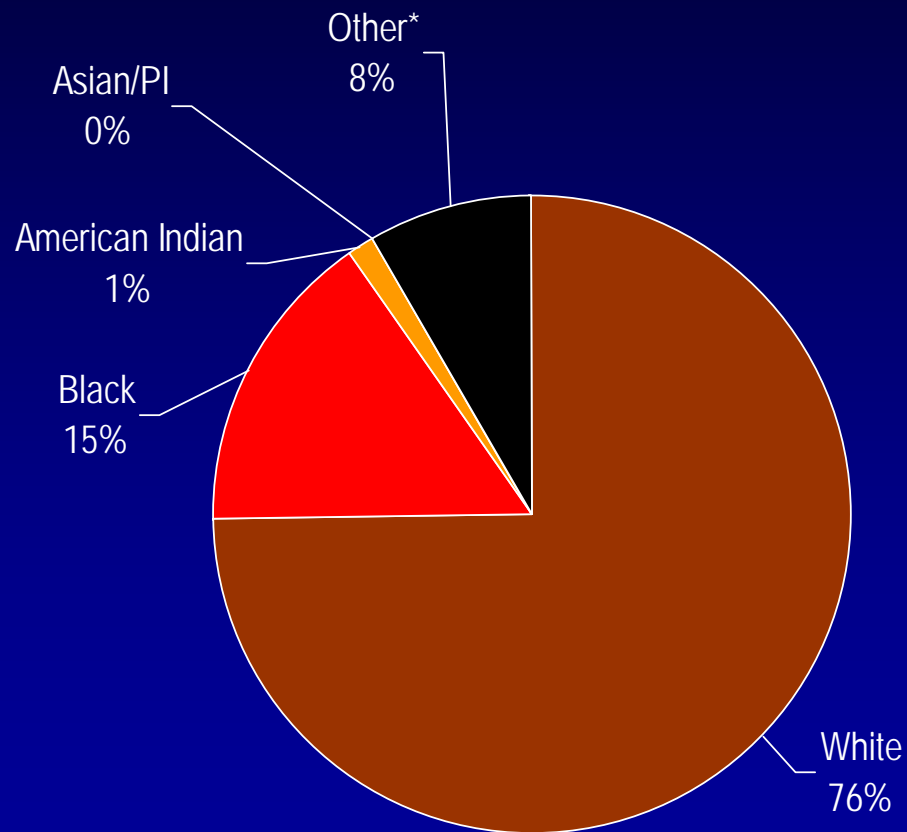


Primary & Secondary Syphilis Rates by Age Minnesota, 1999-2009



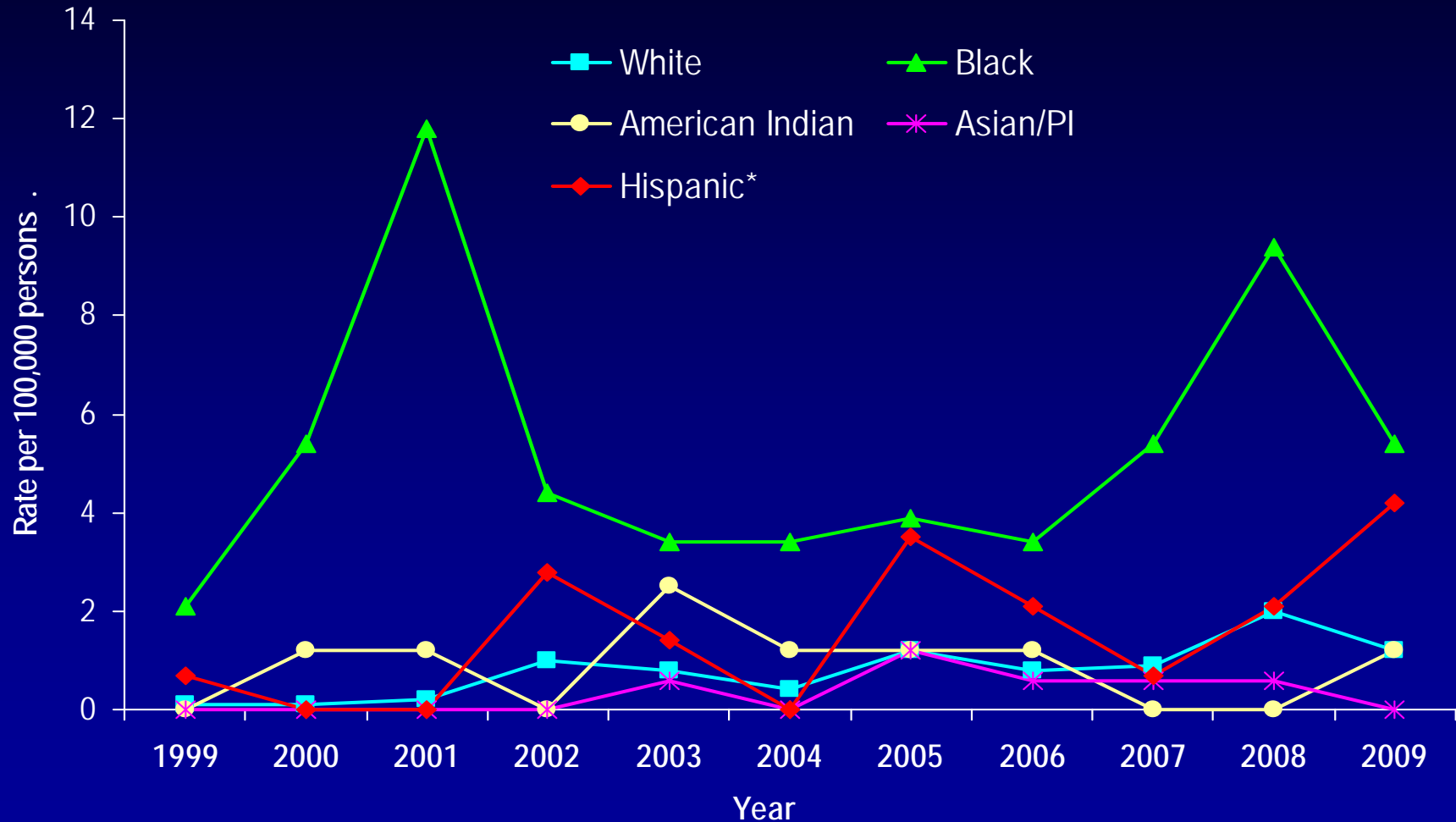
Primary & Secondary Syphilis Cases by Race Minnesota, 2009

Total Number of Cases = 71



*Includes persons reported with more than one race

Primary & Secondary Syphilis Rates by Race/Ethnicity Minnesota, 1999-2009

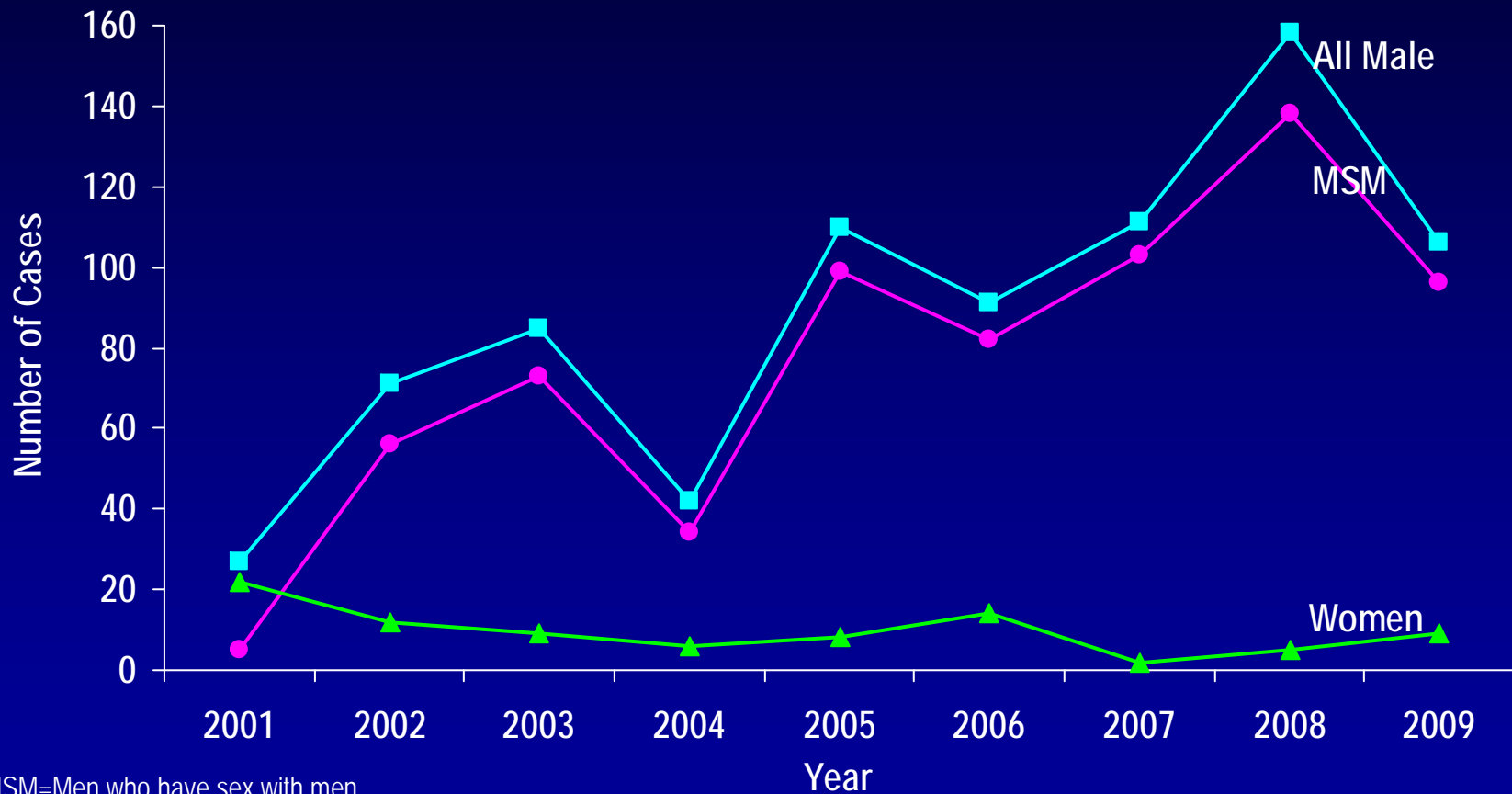


* Persons of Hispanic ethnicity can be of any race.

Topic of Interest:

Early Syphilis Among Men Who Have Sex With Men in Minnesota

Number of Early Syphilis[†] Cases by Gender Minnesota, 2001-2009



MSM=Men who have sex with men.

Figure does not include cases diagnosed in transgendered persons (1 each in 2004, 2005, 2007, and 2009).

[†] Early Syphilis includes primary, secondary, and early latent stages of syphilis.

Data Source: *Minnesota STD Surveillance System*

STDs in Minnesota: Annual Review

Early Syphilis[†] by Gender and Sexual Behavior Minnesota, 2001-2009

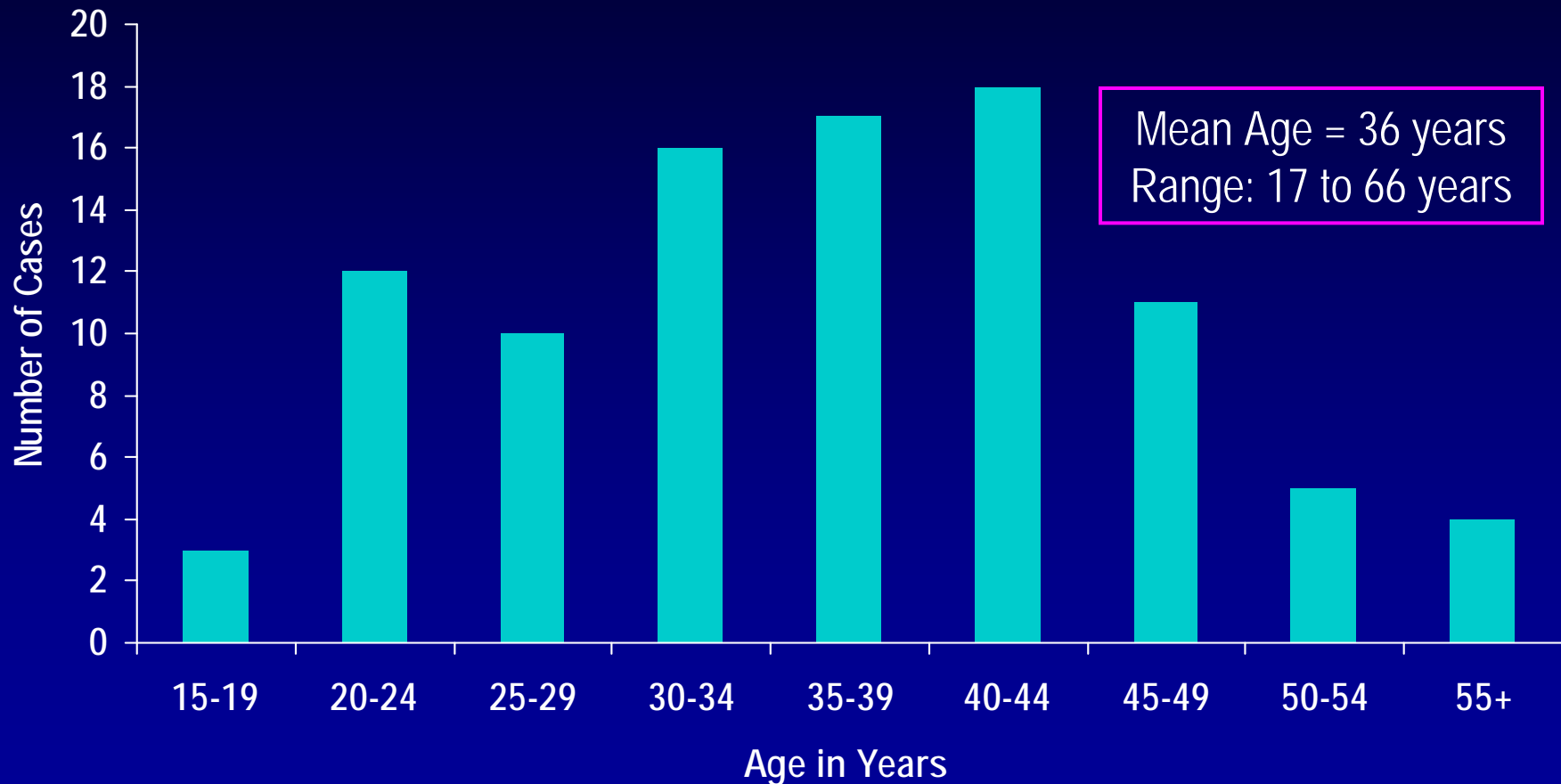
Year	Early Syphilis Cases	Male Cases (%)	MSM Cases (% of males)
2001	49	27 (55)	5 (18)
2002	82	70 (85)	56 (80)
2003	93	84 (90)	73 (87)
2004	48	41 (85)	34 (83)
2005	116	109 (94)	100 (92)
2006	104	90 (88)	80 (89)
2007	114	111 (97)	103 (93)
2008	163	158 (97)	140 (89)
2009	117	106 (91)	96 (91)

MSM=Men who have sex with men

[†] Early Syphilis includes primary, secondary, and early latent stages of syphilis.
Data Source: *Minnesota STD Surveillance System*

STDs in Minnesota: Annual Review

Early Syphilis[†] Cases Among MSM by Age Minnesota, 2009 (n=96)



MSM=Men who have sex with men

[†] Early Syphilis includes primary, secondary, and early latent stages of syphilis.

Data Source: *Minnesota STD Surveillance System*

STDs in Minnesota: Annual Review

Characteristics of Early Syphilis[†] Cases Among MSM, Minnesota, 2009

- Gay and bisexual men account for 91% of cases among men.
- 76% of cases among MSM are White, but a disproportionate number of cases (13%) are African American.
- 68% of cases live in Hennepin County, and 53% in the City of Minneapolis.
- 53% of cases are also infected with HIV.
- Among cases interviewed by the MDH Partner Services Program:
 - ◆ Commonly reported risk factors were meeting partners on the internet, anonymous sex, and no condom use.

MSM=Men who have sex with men

[†] Early Syphilis includes primary, secondary, and early latent stages of syphilis.

Data Source: *Minnesota STD Surveillance System*

STDs in Minnesota: Annual Review

What's Being Done in Minnesota?

- The MDH Partner Services Program continues to follow up on early syphilis cases and their sex partners.
- In 2004 the MDH implemented the Syphilis Elimination Effort (SEE). SEE activities include:
 - ◆ Developed a clinician toolkit for syphilis testing and treatment;
 - ◆ Created a new outbreak response plan; and
 - ◆ Increased awareness among gay/bisexual men through advertising in magazines, bars, and websites.
 - ◆ SEP website: www.health.state.mn.us/sep
 - ◆ Resources for clinicians
 - ◆ Resources for the community
- Physicians are encouraged to screen men who have sex with men at least annually and to ask about sex partners.