

EHR Strategic Planning

Mark Roisen, Executive Director
Lac qui Parle Health Network

Lac qui Parle Health Network

- Non-Profit tax-exempt hospital services cooperative
- Appleton Area Health Services Appleton
- Johnson Memorial Health Services Dawson
- Madison Lutheran Home Madison



Lac qui Parle Health Network

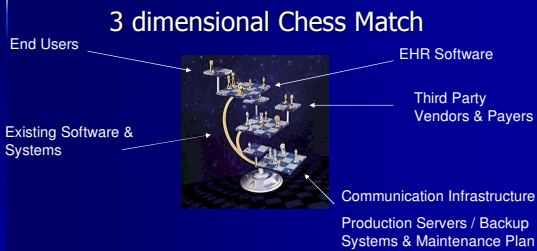
- Our History - 2008 marks our 10th year
- Past Projects
 - * 5 County Wide EMS Collaboration to Establish Weather Radio Transmitter
 - * Group Purchase of EMR Software & Hardware for 5 Independent Home Health Agencies
 - * Shared Technology (Portable Ultrasound, Digital Dictation Mammography)
 - * Physician Case Study Luncheons/Peer Review/ER-Call Backup
 - * Cross Coverage Staffing (Hospital Pharmacists/ IT Coordinators/Education Coordinator)
 - * Rural Pharmacy Residency Program

EHR Strategic Planning

- Steering Committee
- 2006-2007 E-Health Grant
- Inventory/Assessment
- Strategic Plan



EHR Implementation Strategy

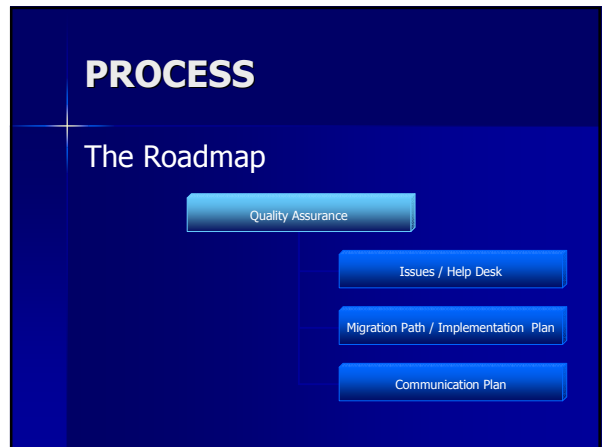
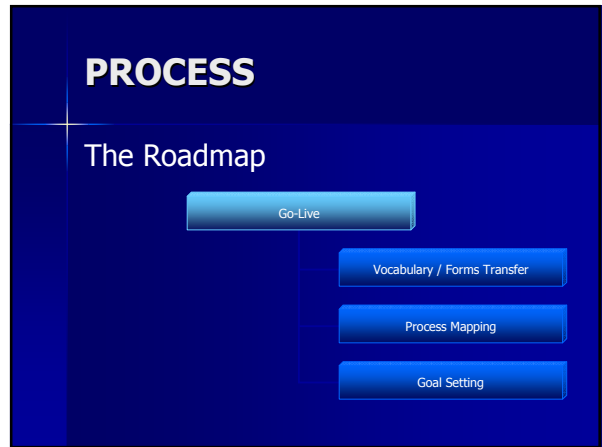
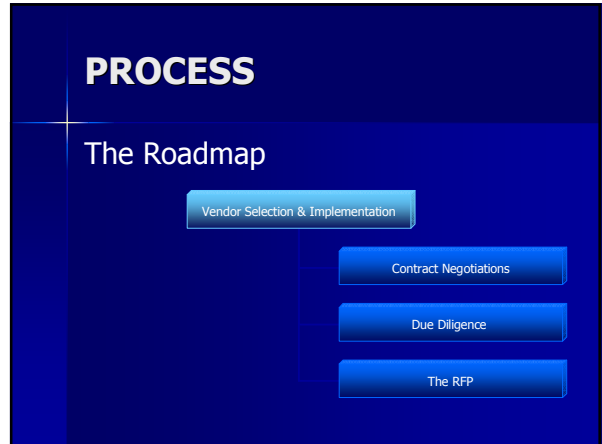
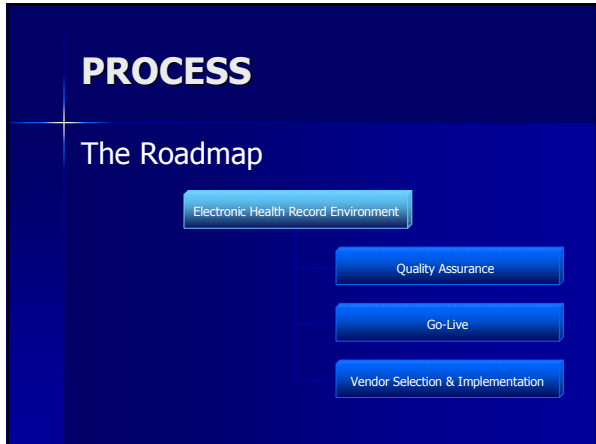


EHR Implementation Strategy

PROCESS

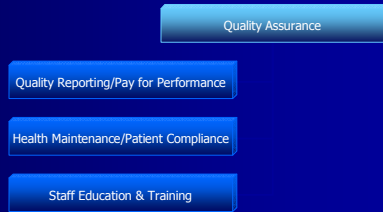
BUSINESS CASE

TIMELINE



PROCESS

The Roadmap



Business Case

- Vision
 - >Affordability:
 - >Compatibility:
 - >Interoperability:
 - >Data stewardship:

Business Case

- Governance Structure
 - > LqPHN IT Steering Committee
 - Clinical
 - Administrative
 - IT
 - > LqPHN Board of Directors
 - > AAHS, JMHS, MLH Board of Directors

Business Case

- >Total Cost of Ownership
- >Benefits
 - >Patient Satisfaction
 - Quality Outcomes

Business Case

5 year Total Cost of Ownership

Project	Estimated Costs					TOTAL
	Year 1	Year 2	Year 3	Year 4	Year 5	
OPTION 1	68,500	426,000	620,215	485,287	421,094	2,021,116
OPTION 2a	46,000	622,500	930,500	599,100	442,100	2,590,200
OPTION 2b	46,000	768,500	1,214,600	638,300	735,200	3,403,600
OPTION 3 -	55,000	692,500	1,206,500	616,500	537,500	3,108,000
OPTION 4 - Collaboration	0	(245,417)	(157,917)	(174,167)	(146,667)	(724,167)

Business Case

- Benefits
 - >Improved Patient Outcomes
 - >Cost Savings
 - >Productivity Improvements
 - >Cost Avoidance
 - >Revenue Increases
 - >Contribution to Profit

Timeline

First Quarter	Activities
Jan-Feb	RFP / Scenarios / Goals / migration path / TCO / Communication Plan
March	RFP Analysis / Process Mapping / Chart Conversion Plan Infrastructure Assessment & Upgrades

Timeline

Second Quarter	Activities
April - May	Vendor Demonstrations / Process Mapping Infrastructure Roadmap Proceeds
June	Strategic Decision Making / Schedule Site Visits Complete Due Diligence / Begin Contract Negotiations

Timeline

Third Quarter	Activities
July-August	Begin Prioritizing Process Map Improvements / Sign Vendor Contract / Implement Staff Training Plan
September	Prep For Go-Live / System Build / Adopt Turnover Strategy / Develop Contingency Plan

Timeline

Fourth Quarter	Activities
October- November	Install Hardware & Software / Implement Access & Audit Controls / Test Template & Report Files / Test Interfaces / Continue Staff Education & Data Conversion Process
December	Go-Live / Roll Out Modules as part of Phasing Strategy / Survey End Users / On-going System and Report Testing

Resources

<p>LupHN Mark Roisen mroisen@farmerstel.net 320-598-7536</p> <p>STRATIS HEALTH Sue Severson 952-853-8538 sseverson@stratishealth.org</p> <p>Valor Solutions: Bill Sonterre BillSonterre@aol.com 651-334-6285</p>	<p>CharlesRiver Advisors, LLC Tom Molstoy tom@charlesriveradvisors.com 603-559-1410</p> <p>Eide Bailly Scott Kost skost@eidebailly.com 701-476-8304</p>
---	---