

Minnesota Department of Health

Weekly COVID-19 Report

5/14/2020



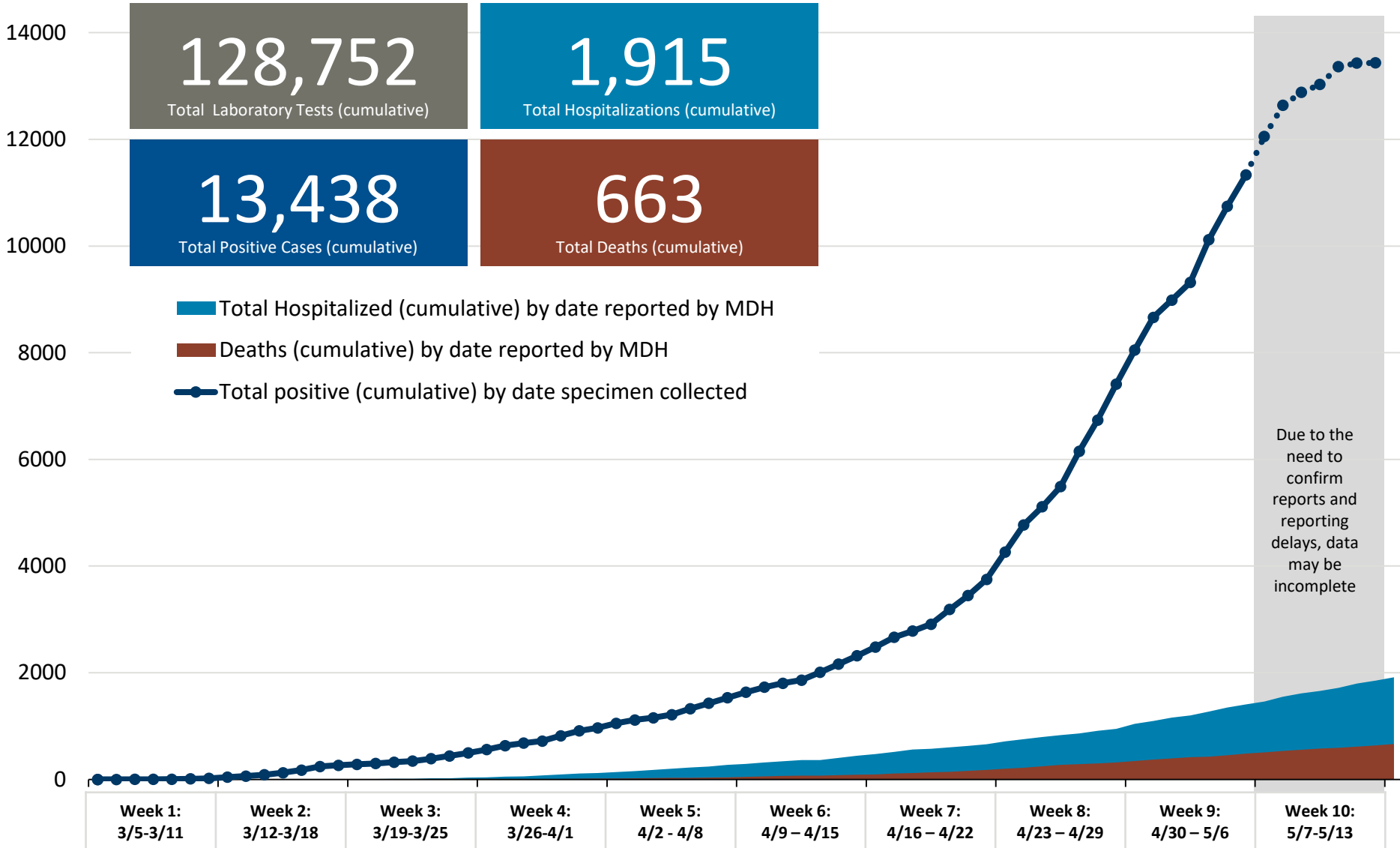
This MDH Weekly COVID-19 Report presents data in an easy to interpret way and enhances the information provided in the daily [Situation Update for COVID-19](#) web page with trends and situational insights as well as trends over time.

- [Minnesota Situation Update for Coronavirus Disease 2019 \(COVID-19\)](https://www.health.state.mn.us/diseases/coronavirus/situation.html) (<https://www.health.state.mn.us/diseases/coronavirus/situation.html>)
Updated daily at 11 a.m.
- [Coronavirus Disease 2019 \(COVID-19\) Cases in the U.S](https://www.cdc.gov/coronavirus/2019-ncov/cases-updates/cases-in-us.html) (<https://www.cdc.gov/coronavirus/2019-ncov/cases-updates/cases-in-us.html>)
- Neighboring states' COVID-19 information:
 - Wisconsin: [Outbreaks in Wisconsin](https://www.dhs.wisconsin.gov/outbreaks/index.htm) (<https://www.dhs.wisconsin.gov/outbreaks/index.htm>)
 - Iowa: [Novel Coronavirus \(COVID-19\)](https://idph.iowa.gov/Emerging-Health-Issues/Novel-Coronavirus) (<https://idph.iowa.gov/Emerging-Health-Issues/Novel-Coronavirus>)
 - North Dakota: [Coronavirus Cases](https://www.health.nd.gov/diseases-conditions/coronavirus/north-dakota-coronavirus-cases) (<https://www.health.nd.gov/diseases-conditions/coronavirus/north-dakota-coronavirus-cases>)
 - South Dakota: [Novel Coronavirus Updates and Information](https://doh.sd.gov/news/Coronavirus.aspx) (<https://doh.sd.gov/news/Coronavirus.aspx>)

About Minnesota COVID-19 Data

- Many people with COVID-19 are not tested, so the laboratory-confirmed cases in this report represent only a fraction of the total number of people in Minnesota who have had COVID-19. Data is for cases that were tested and returned positive.
- All data are preliminary and may change as cases are investigated.
 - Many data points are collected during case interviews. Data presented below are for all cases, regardless of interview status. Data for cases pending interview may be listed as “unknown/missing”.
- Numbers listed as cumulative total are cumulative since Jan. 20, 2020.
- Updated 5/14/2020 with data current as of 4 p.m. the previous day.

COVID-19 Overview Summary

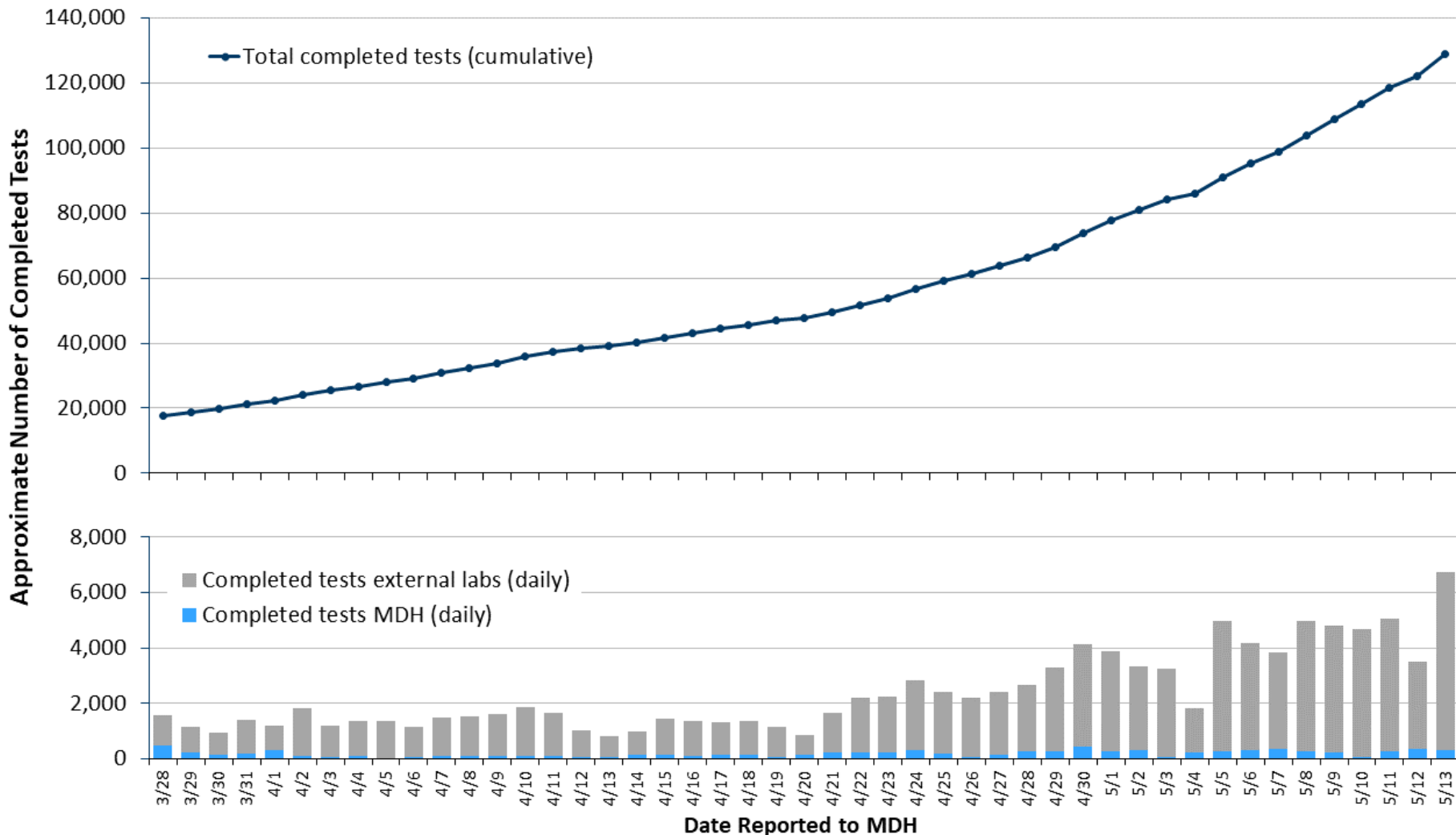


Detailed data for this chart is outlined in the following pages. Tables of data are provided in the [Minnesota Situation Update for Coronavirus Disease 2019 \(COVID-19\)](https://www.health.state.mn.us/diseases/coronavirus/situation.html) (<https://www.health.state.mn.us/diseases/coronavirus/situation.html>)

Laboratory Tests for COVID-19

128,752

Total Laboratory Tests (cumulative)



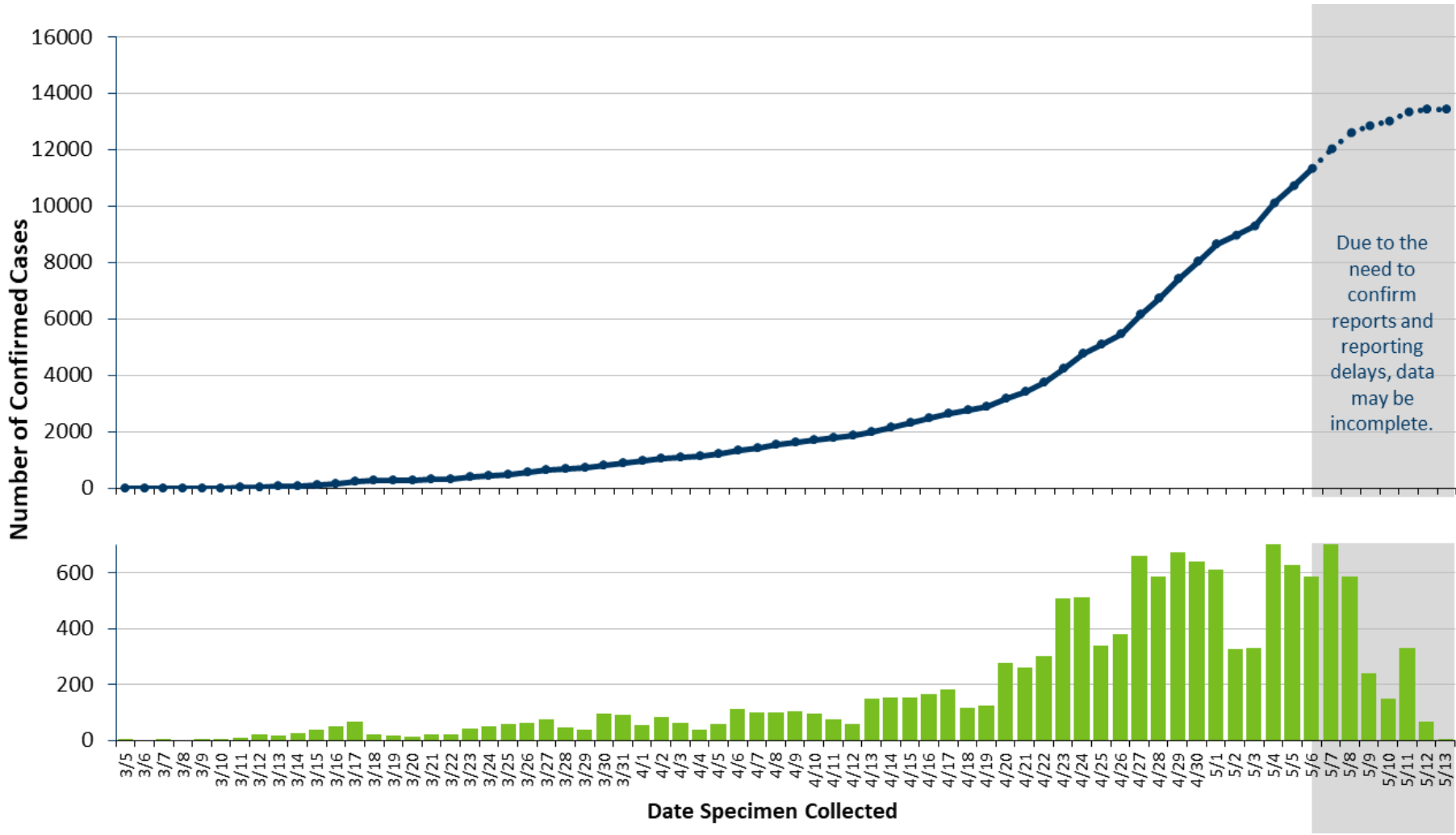
Up to date data for this chart is provided in the [Minnesota Situation Update for Coronavirus Disease 2019 \(COVID-19\)](https://www.health.state.mn.us/diseases/coronavirus/situation.html) (<https://www.health.state.mn.us/diseases/coronavirus/situation.html>)

Minnesota Department of Health Weekly COVID-19 Report: Updated 5/14/2020 with data current as of 4 p.m. the previous day.

Positive COVID-19 Cases

13,438

Total Positive Cases (cumulative)

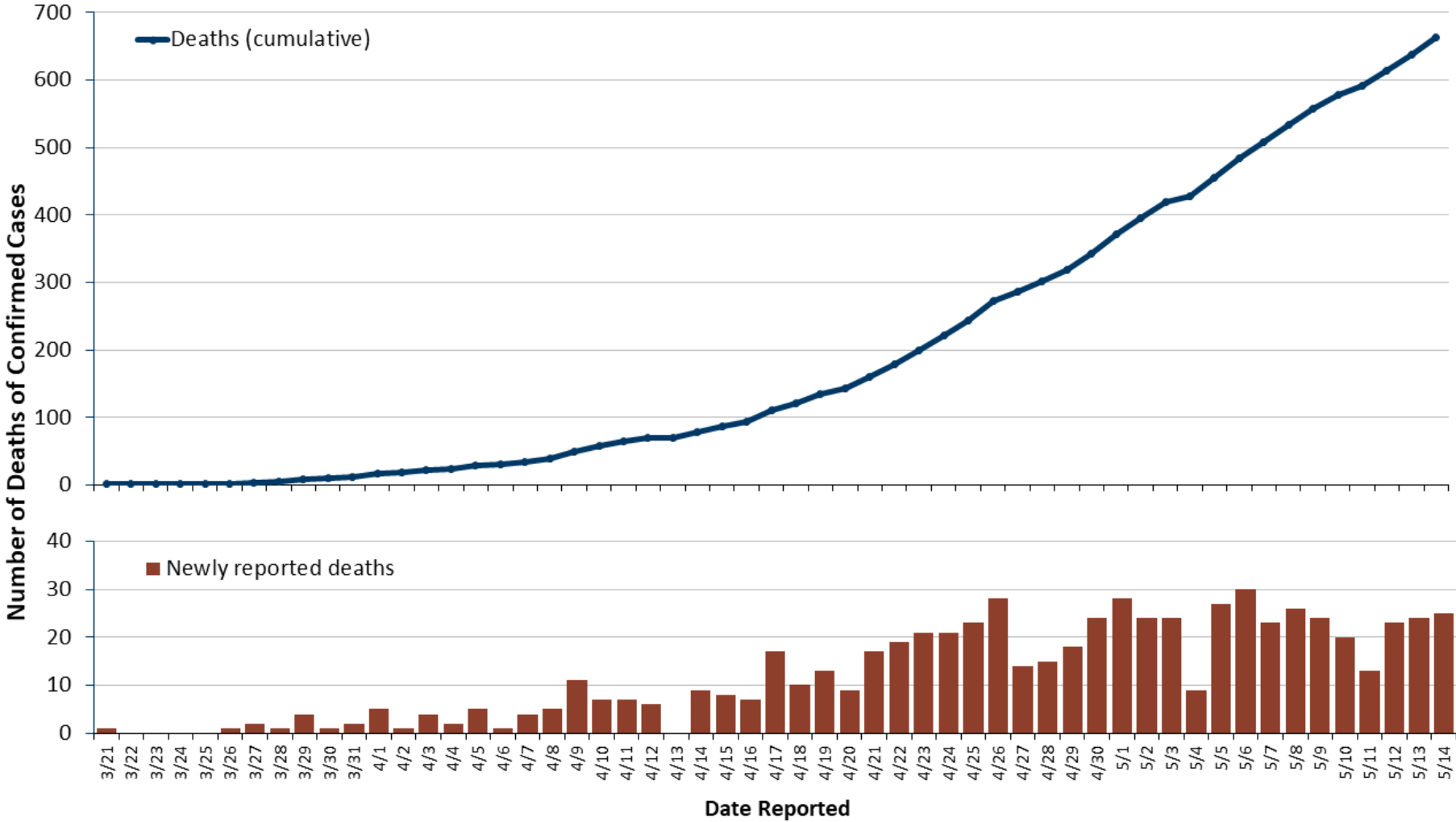


Up to date data for this chart is provided in the [Minnesota Situation Update for Coronavirus Disease 2019 \(COVID-19\)](https://www.health.state.mn.us/diseases/coronavirus/situation.html) (<https://www.health.state.mn.us/diseases/coronavirus/situation.html>)

COVID-19 Deaths

663

Total Deaths (cumulative)

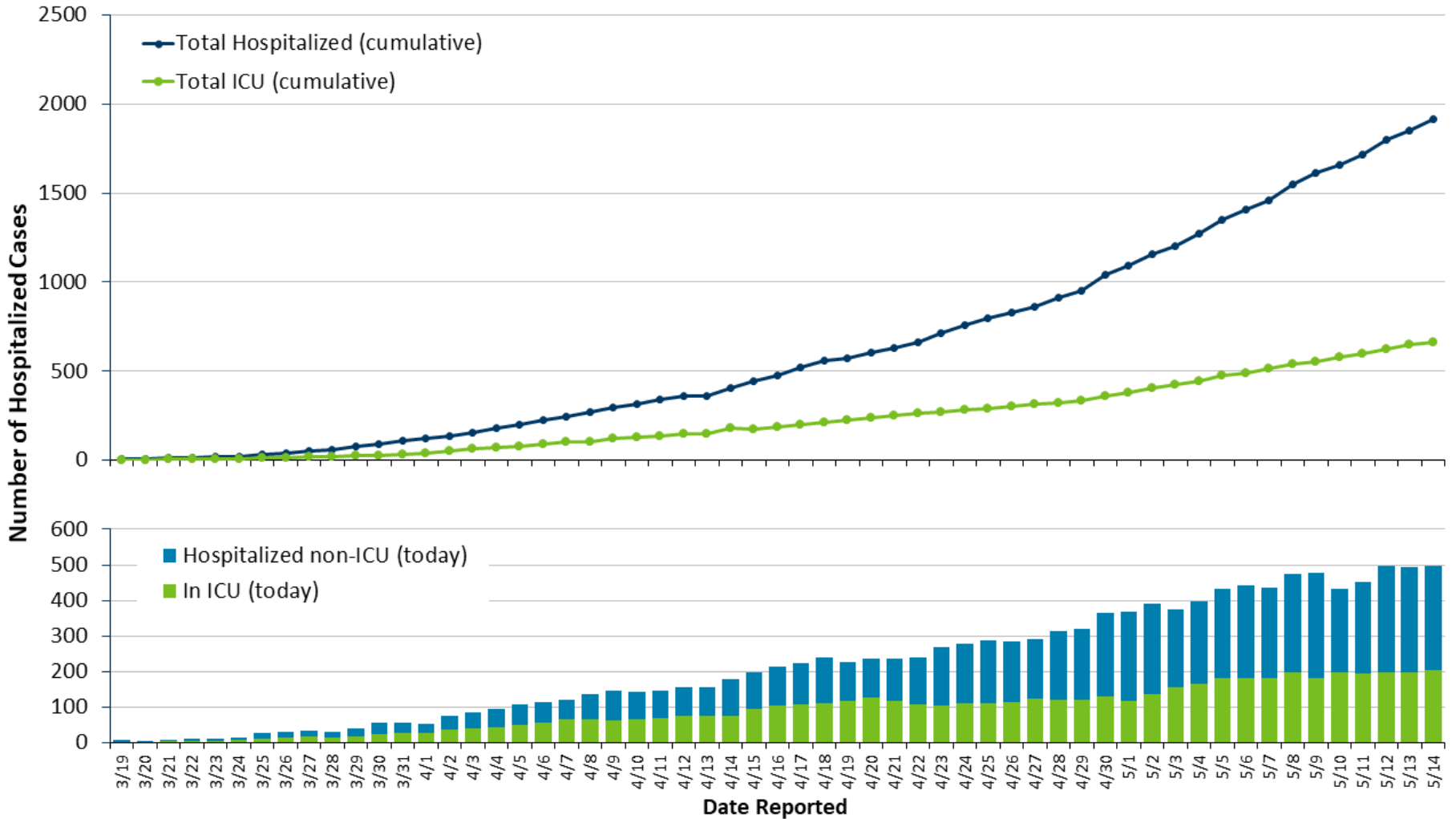


Up to date data for this chart is provided in the [Minnesota Situation Update for Coronavirus Disease 2019 \(COVID-19\) \(https://www.health.state.mn.us/diseases/coronavirus/situation.html\)](https://www.health.state.mn.us/diseases/coronavirus/situation.html)

Hospitalizations for COVID-19

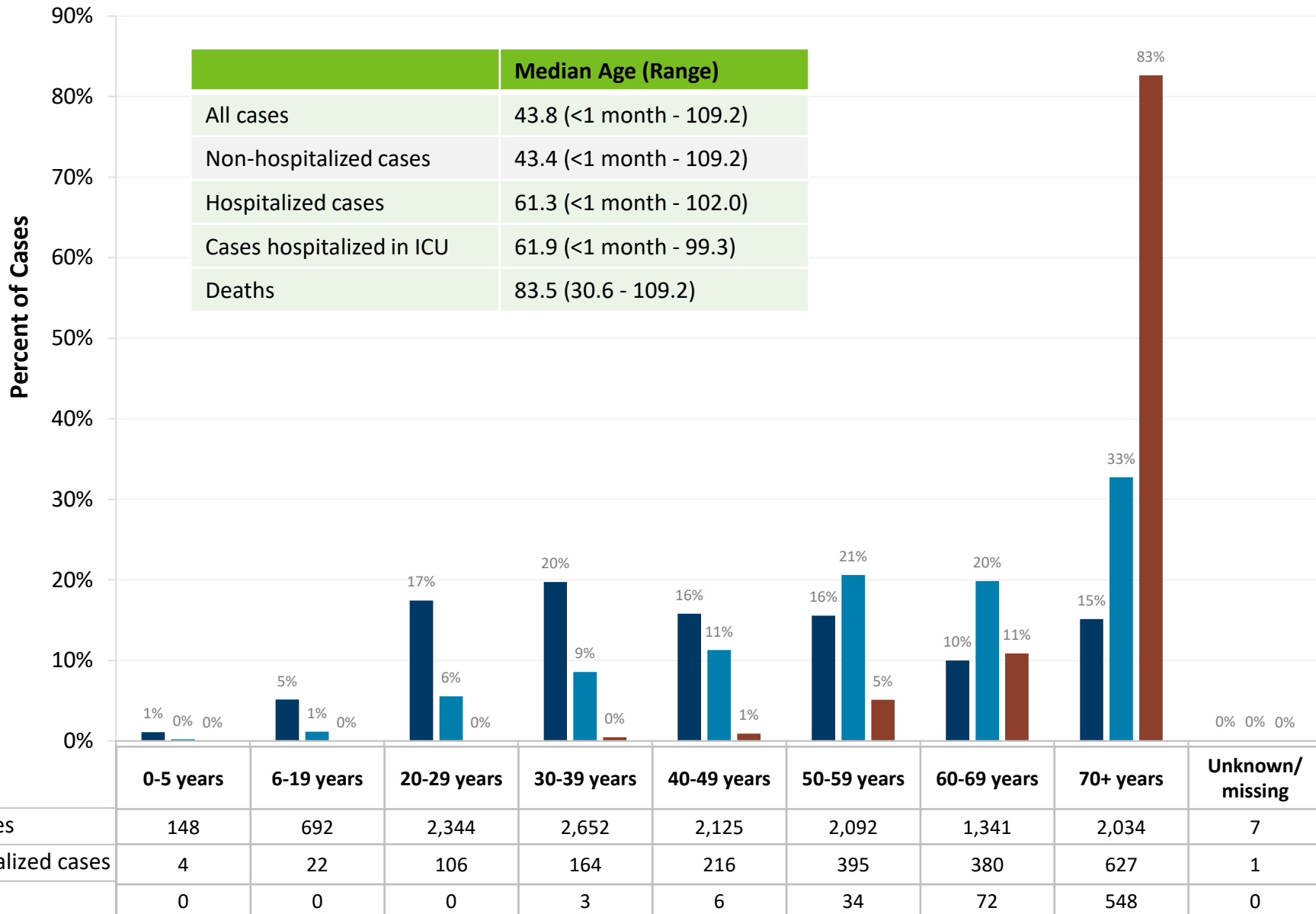
1,915

Total Hospitalizations(cumulative)

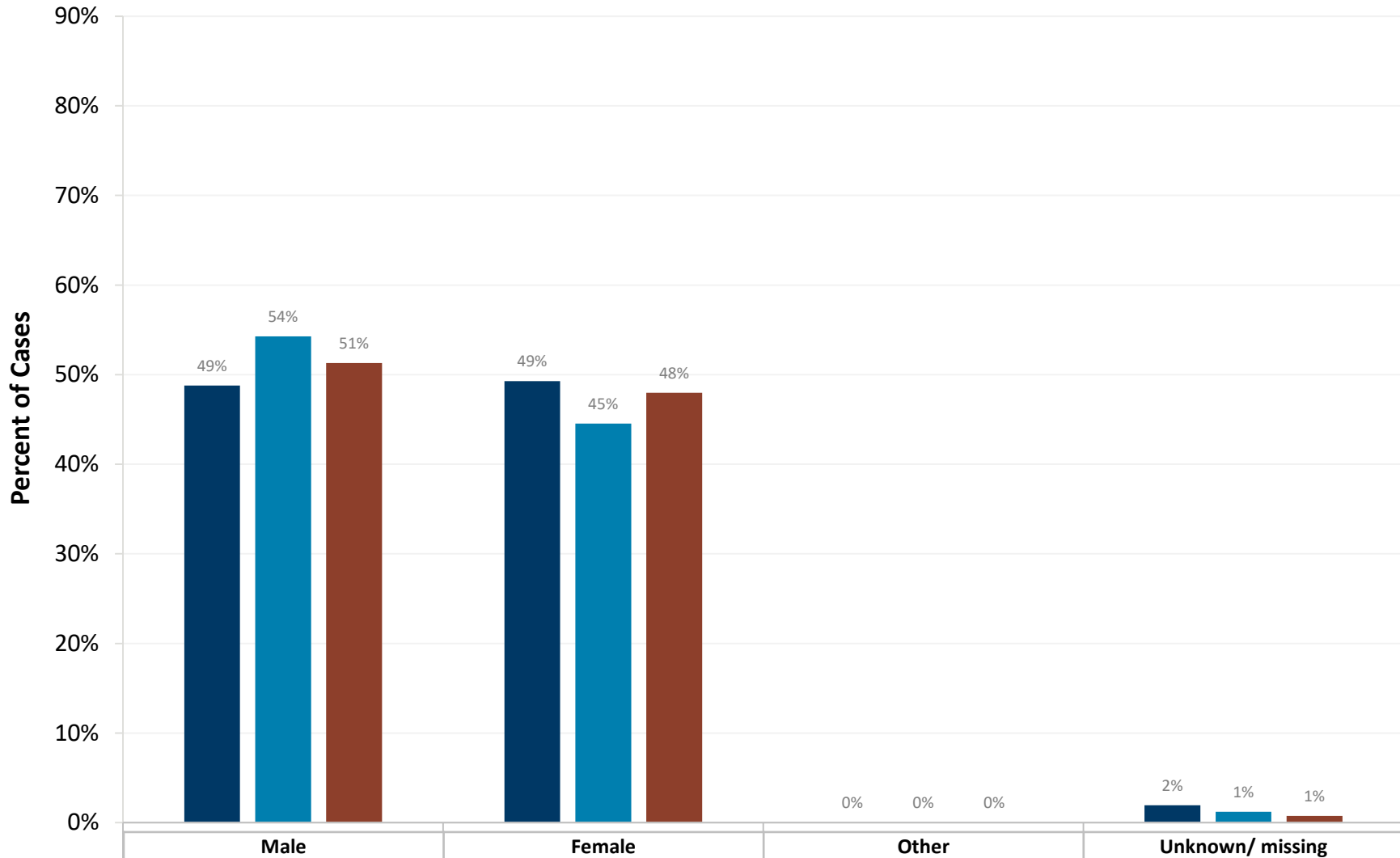


Up to date data for this chart is provided in the [Minnesota Situation Update for Coronavirus Disease 2019 \(COVID-19\)](https://www.health.state.mn.us/diseases/coronavirus/situation.html) (<https://www.health.state.mn.us/diseases/coronavirus/situation.html>)

Demographics: Age

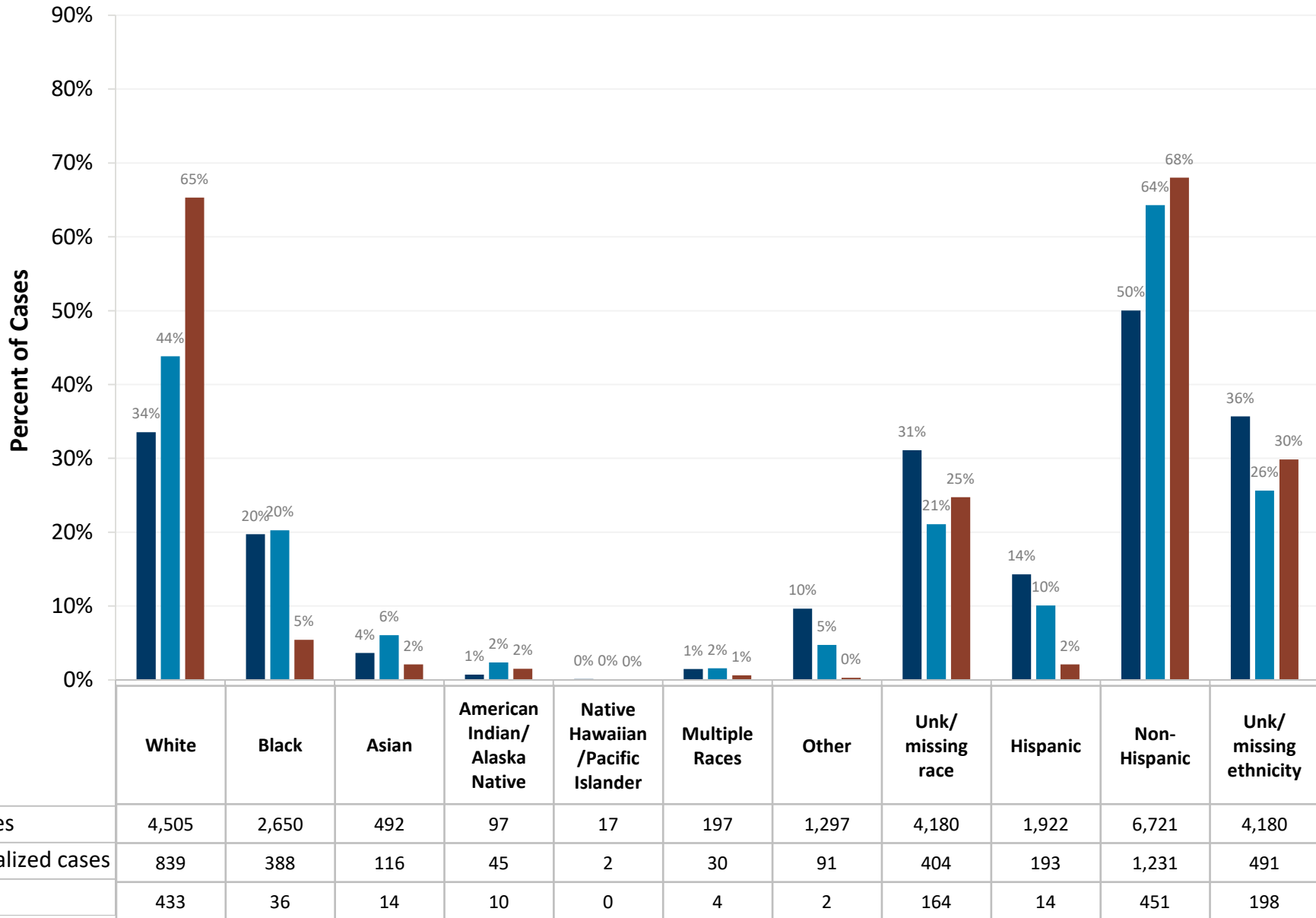


Demographics: Gender

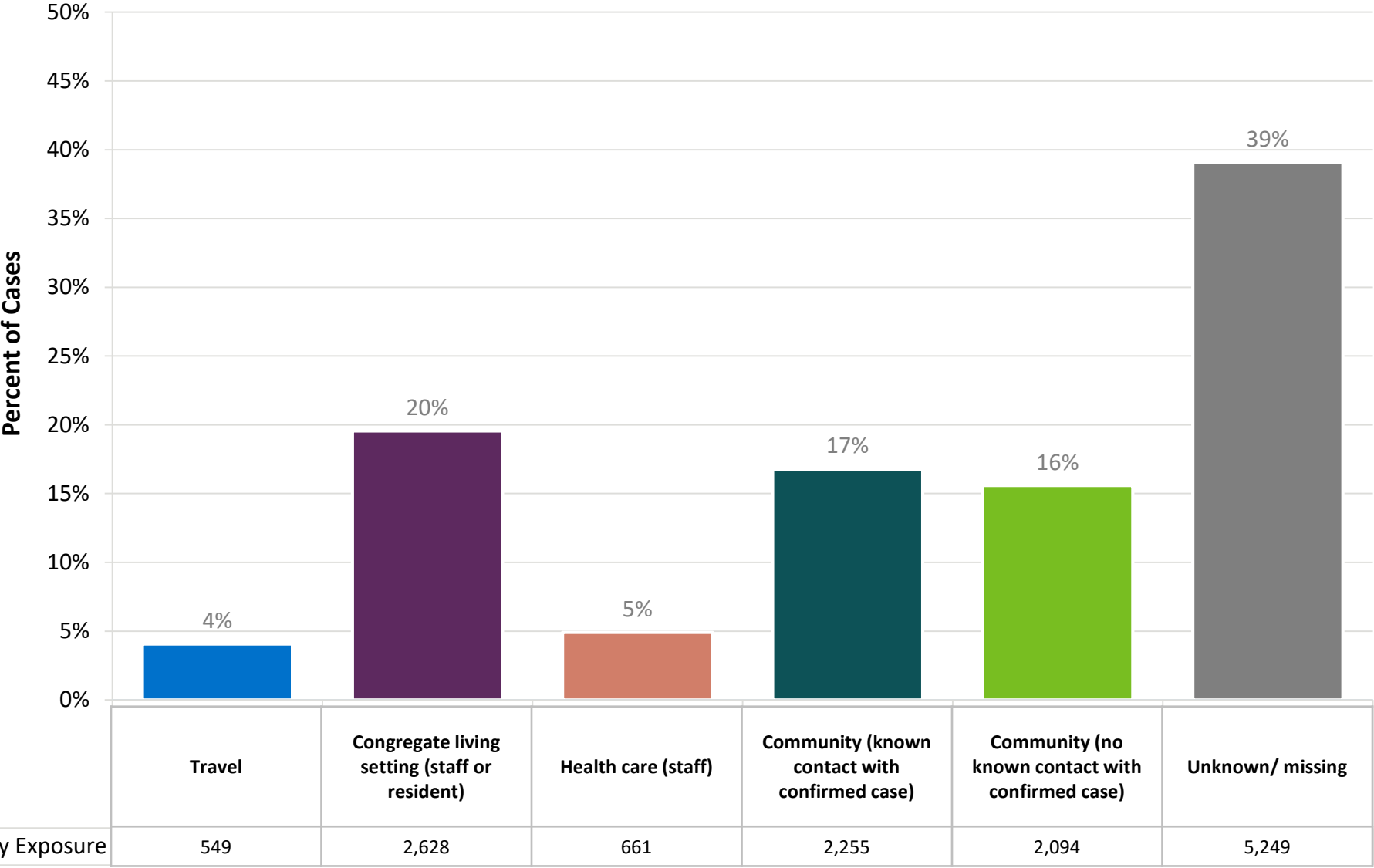


All cases	6,552	6,619	5	259
Hospitalized cases	1,039	853	0	23
Deaths	340	318	0	5

Demographics: Race & Ethnicity



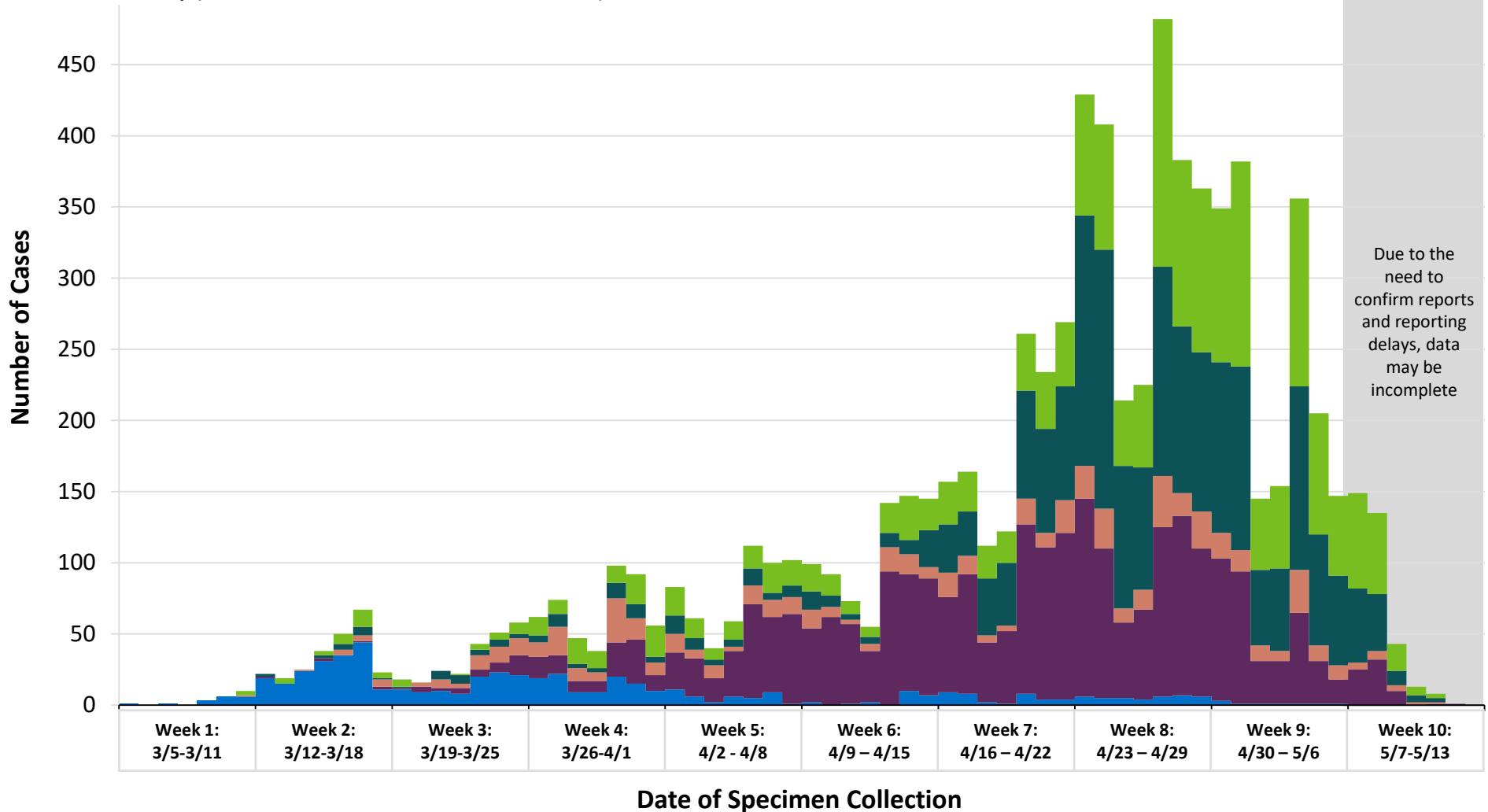
Likely Exposure



Number Cases by Likely Exposure and Date

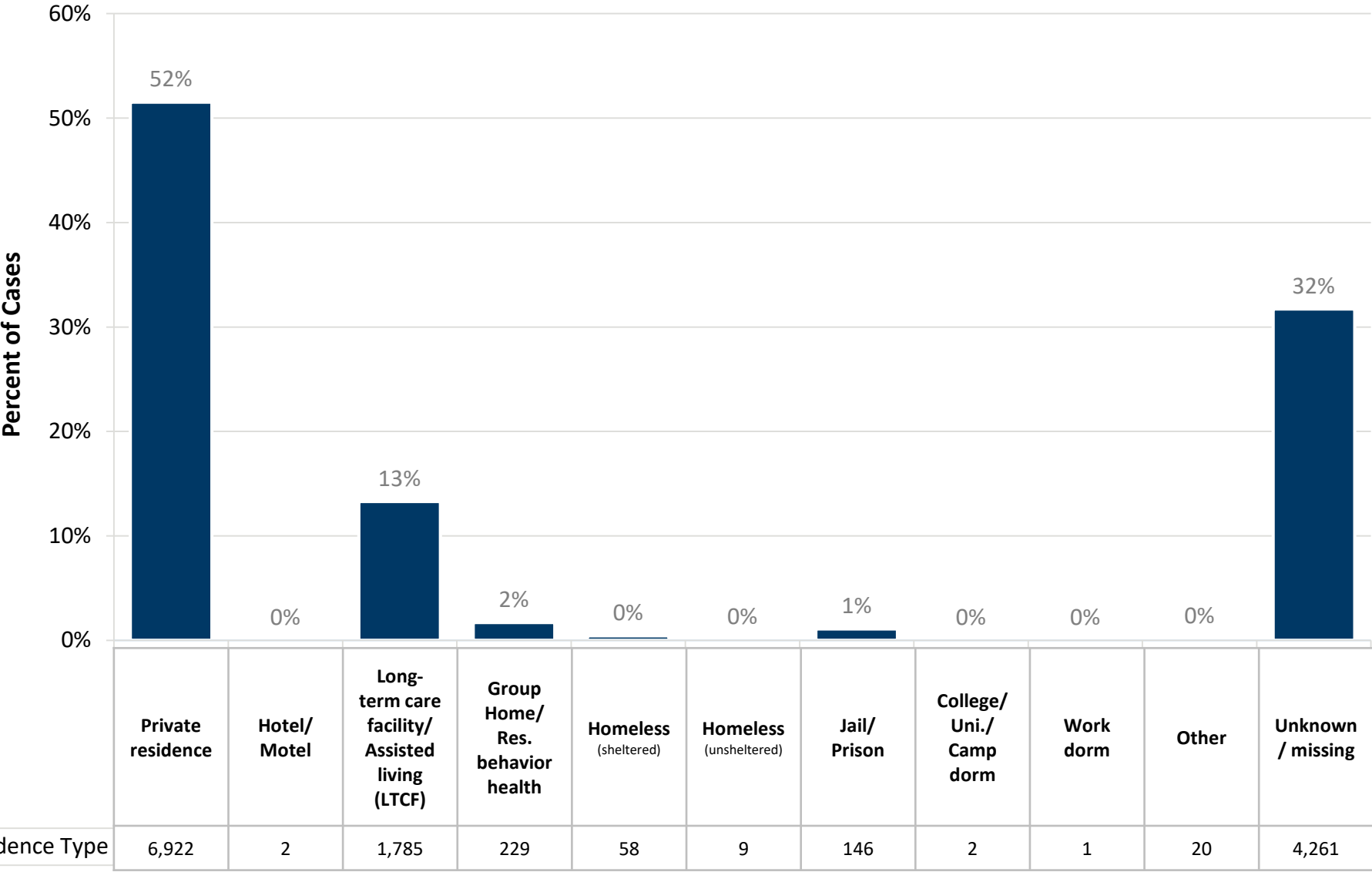
Number of cases by likely exposure by date of specimen collection in Minnesota.

- Travel
- Health Care (staff)
- Community (no known contact with confirmed case)
- Congregate Living Setting (staff or resident)
- Community (known contact with confirmed case)



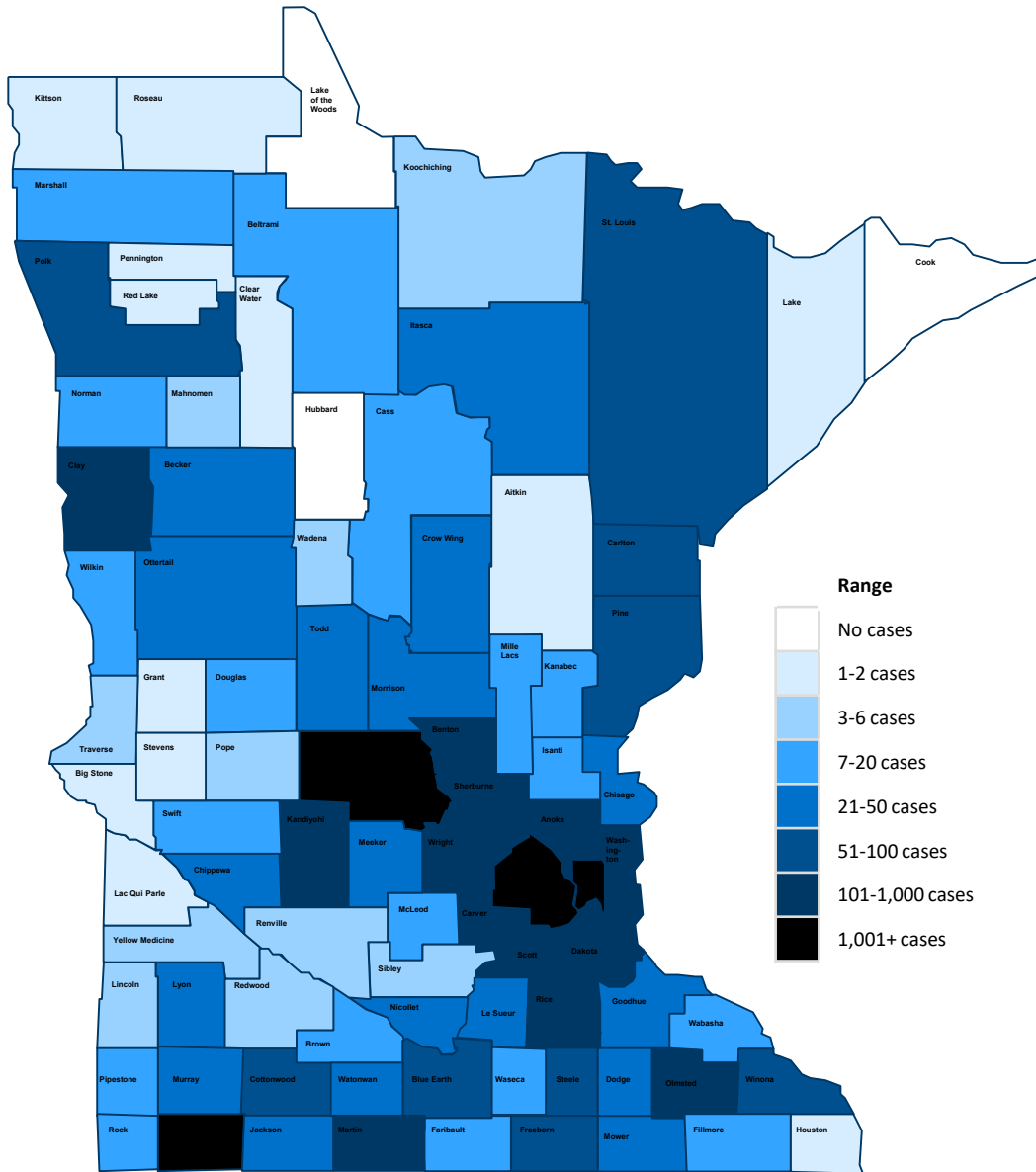
Due to the need to confirm reports and reporting delays, data may be incomplete

Residence Type



Residence Type	6,922	2	1,785	229	58	9	146	2	1	20	4,261
----------------	-------	---	-------	-----	----	---	-----	---	---	----	-------

Cases by County of Residence



County	Cases	Deaths	County	Cases	Deaths
Aitkin	2	0	Martin	113	4
Anoka	678	35	Meeker	24	0
Becker	30	0	Mille Lacs	7	1
Beltrami	8	0	Morrison	21	0
Benton	109	2	Mower	50	0
Big Stone	2	0	Murray	30	0
Blue Earth	71	0	Nicollet	23	2
Brown	10	2	Nobles	1,319	2
Carlton	66	0	Norman	11	0
Carver	103	1	Olmsted	399	9
Cass	9	2	Otter Tail	33	0
Chippewa	27	0	Pennington	1	0
Chisago	25	1	Pine	80	0
Clay	273	18	Pipestone	9	0
Clearwater	2	0	Polk	55	2
Cook	0	0	Pope	5	0
Cottonwood	51	0	Ramsey	1,167	56
Crow Wing	24	1	Red Lake	2	0
Dakota	562	16	Redwood	3	0
Dodge	28	0	Renville	5	0
Douglas	17	0	Rice	181	2
Faribault	9	0	Rock	19	0
Fillmore	16	1	Roseau	1	0
Freeborn	52	0	St. Louis	100	12
Grant	2	0	Scott	186	1
Hennepin	4,331	441	Sherburne	130	1
Houston	2	0	Sibley	4	0
Hubbard	0	0	Stearns	1,609	9
Isanti	11	0	Steele	85	0
Itasca	41	2	Stevens	1	0
Jackson	34	0	Swift	10	0
Kanabec	10	0	Todd	46	0
Kandiyohi	386	1	Traverse	3	0
Kitson	1	0	Wabasha	16	0
Koochiching	3	0	Wadena	4	0
Lac qui Parle	2	0	Waseca	18	0
Lake	1	0	Washington	282	18
Lake of the Woods	0	0	Watonwan	32	0
Le Sueur	31	1	Wilkin	11	3
Lincoln	4	0	Winona	74	15
Lyon	22	0	Wright	130	1
McLeod	15	0	Yellow Medicine	3	0
Mahnomen	5	1	Unknown/missing	21	0
Marshall	8	0			

Up to date data for this chart is provided in the [Minnesota Situation Update for Coronavirus Disease 2019 \(COVID-19\)](https://www.health.state.mn.us/diseases/coronavirus/situation.html) (https://www.health.state.mn.us/diseases/coronavirus/situation.html)
 Minnesota Department of Health Weekly COVID-19 Report: Updated 5/14/2020 with data current as of 4 p.m. the previous day.

Occupational Related Cases: Health Care

This data is for all cases with an occupation as health care staff. Not all health care workers have a likely exposure as health care staff.

1,605

Total Health Care Workers
(cumulative)

663

Total Health Care Workers with
Likely Exposure as Health Care Staff
(cumulative)

116

Total Health Care Staff Hospitalized
(cumulative)

