

Minnesota Department of Health

WEEKLY COVID-19 REPORT

10/1/2020, School Data Addendum

About Minnesota COVID-19 Data

- Many people with COVID-19 are not tested, so the laboratory-confirmed cases in this report represent only a fraction of the total number of people in Minnesota who have had COVID-19. Data is for cases that were tested and returned positive.
- All data is preliminary and may change as cases are investigated.
 - Many data points are collected during case interviews. Data presented below is for all cases, regardless of interview status. Data for cases pending interview may be listed as “unknown/missing”.
- Weekly data is reported by MMWR week, which is the week of the year assigned by the National Notifiable Diseases Surveillance System for the purposes of disease reporting and publishing.
- [Minnesota Situation Update for Coronavirus Disease 2019 \(COVID-19\) \(https://www.health.state.mn.us/diseases/coronavirus/situation.html\)](https://www.health.state.mn.us/diseases/coronavirus/situation.html) updated daily at 11 a.m.
- [Minnesota COVID-19 Weekly Report \(https://www.health.state.mn.us/diseases/coronavirus/stats/index.html\)](https://www.health.state.mn.us/diseases/coronavirus/stats/index.html) updated weekly on Thursdays
Note: This school data will be included in the regular weekly report beginning 10/8/20.

Cases Associated with Pre-K through Grade 12 School Buildings

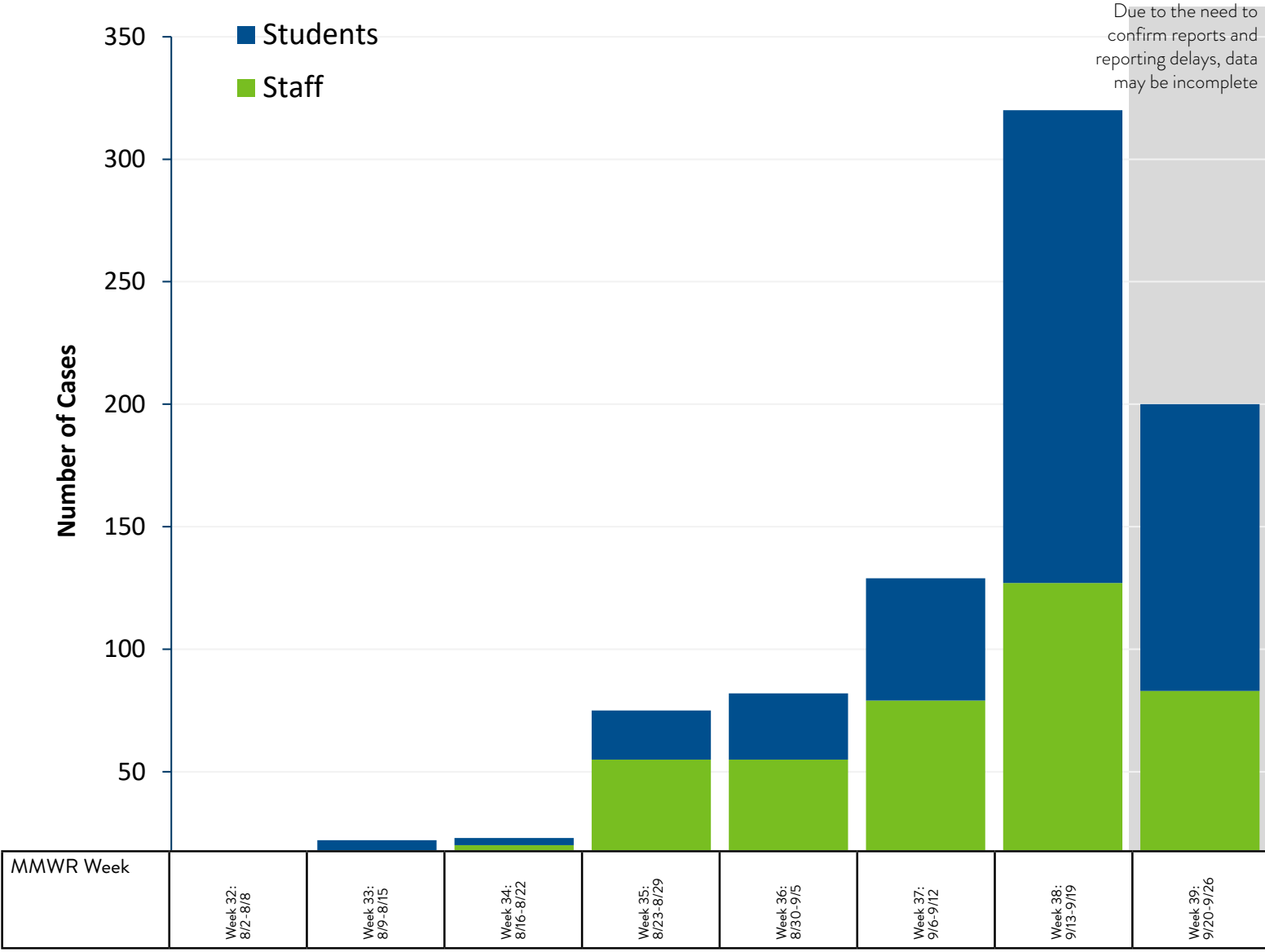
864
Total PreK-12 School Building-associated Cases (cumulative)

Lab-confirmed cases of COVID-19 associated with school staff and students working or attending school at a prekindergarten through grade 12 building while they were able to spread COVID-19. All Minnesota schools are represented including public, nonpublic, and tribal schools.

Cases by week are by specimen collection date. Numbers listed as cumulative total are cumulative since Aug. 1, 2020.

448
Total PreK-12 School Staff Cases (cumulative)

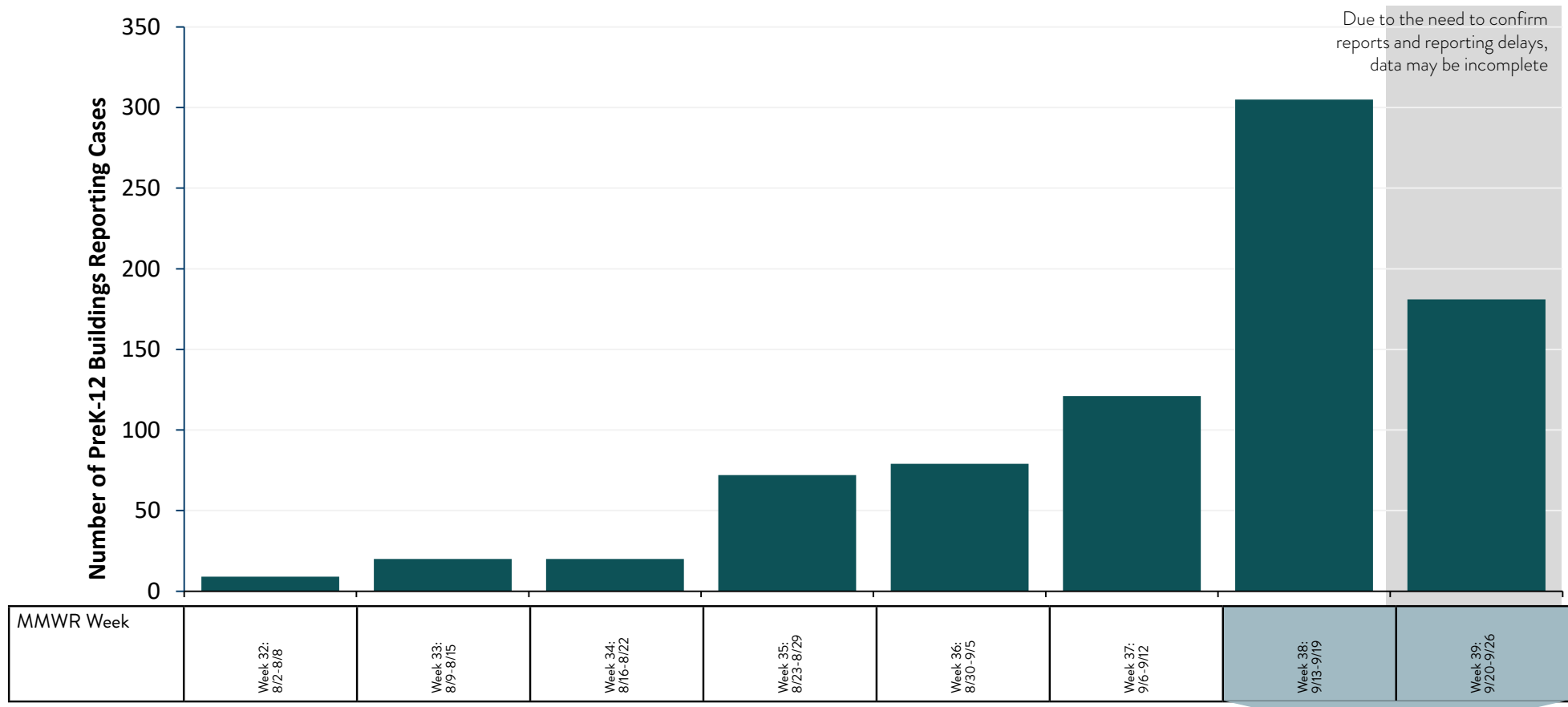
416
Total PreK-12 Student Cases (cumulative)



PreK-12 School Buildings Reporting Cases

509
Total PreK-12 School Buildings Reporting Cases
(cumulative)

Schools included are public, non-public, and tribal schools. Number of school buildings reporting cases by week are by specimen collection date. Numbers listed as cumulative total are cumulative since Aug. 1, 2020.



Confirmed cases per building	Number of buildings reporting cases MMWR Weeks 38 & 39
1 case	242
2-4 cases	77
≥5 cases	7
Total	326

A list of school buildings reporting 5 or more confirmed cases of COVID-19 in students or staff who were in the building while infectious during a two-week reporting period by county is available in the [Minnesota Situation Update for Coronavirus Disease 2019 \(https://www.health.state.mn.us/diseases/coronavirus/situation.html\)](https://www.health.state.mn.us/diseases/coronavirus/situation.html)

Cases that have an Affiliation with Institutes of Higher Education (IHE)

2,805 Total IHE-affiliated Cases (cumulative)	
Cases infectious while on campus (cumulative)	1,129
Cases living on campus (cumulative)	561

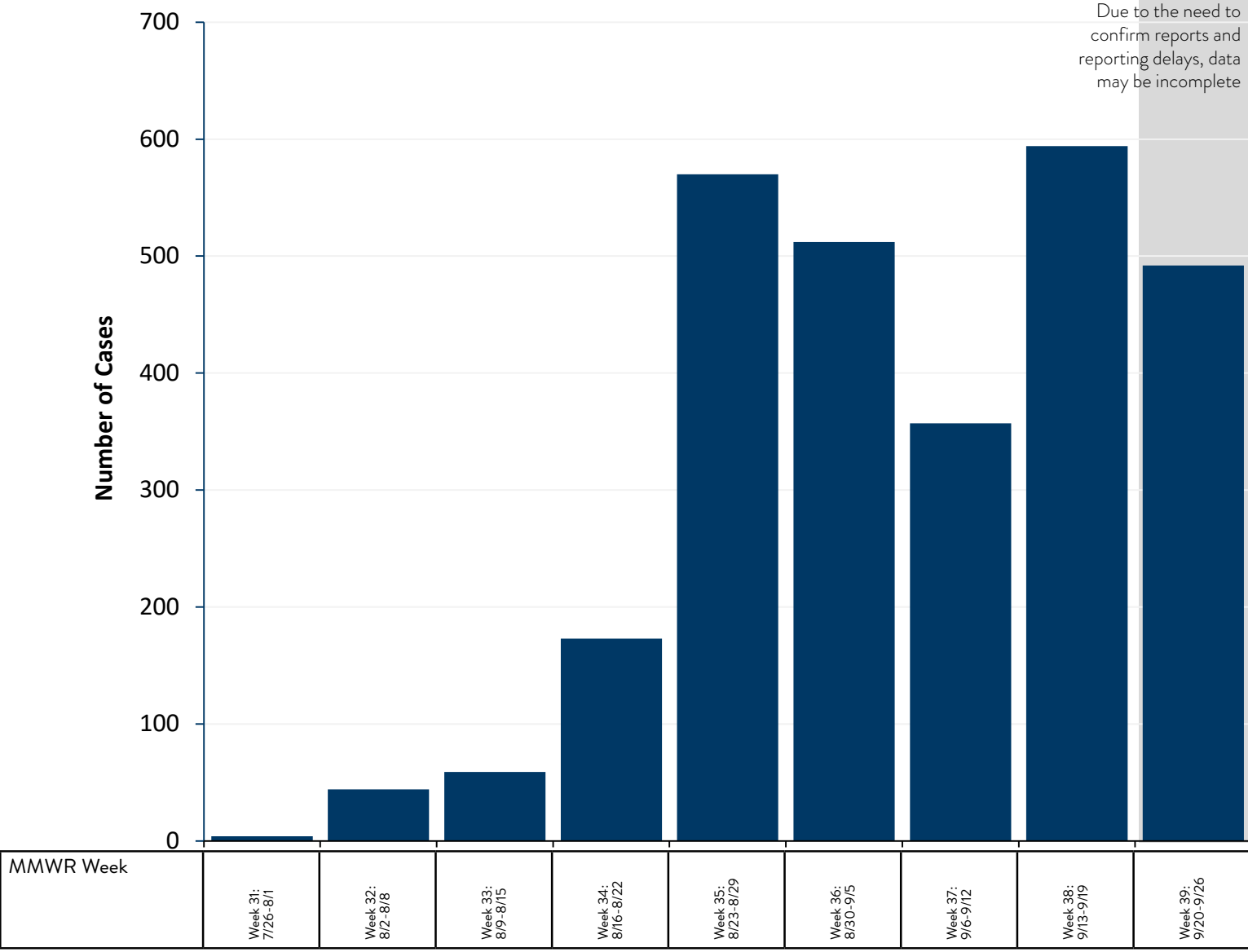
Lab-confirmed cases of COVID-19 affiliated with faculty, staff, and students working or enrolled at a Minnesota Institute of Higher Education (IHE) while they were potentially exposed to or able to spread COVID-19. IHE include colleges, universities, and private career schools.

Cases by week are by specimen collection date. Numbers listed as cumulative total are cumulative since Aug. 1, 2020.

9
Total Hospitalized IHE-affiliated Cases
(cumulative)

3
Total ICU Hospitalized IHE-affiliated Case
(cumulative)

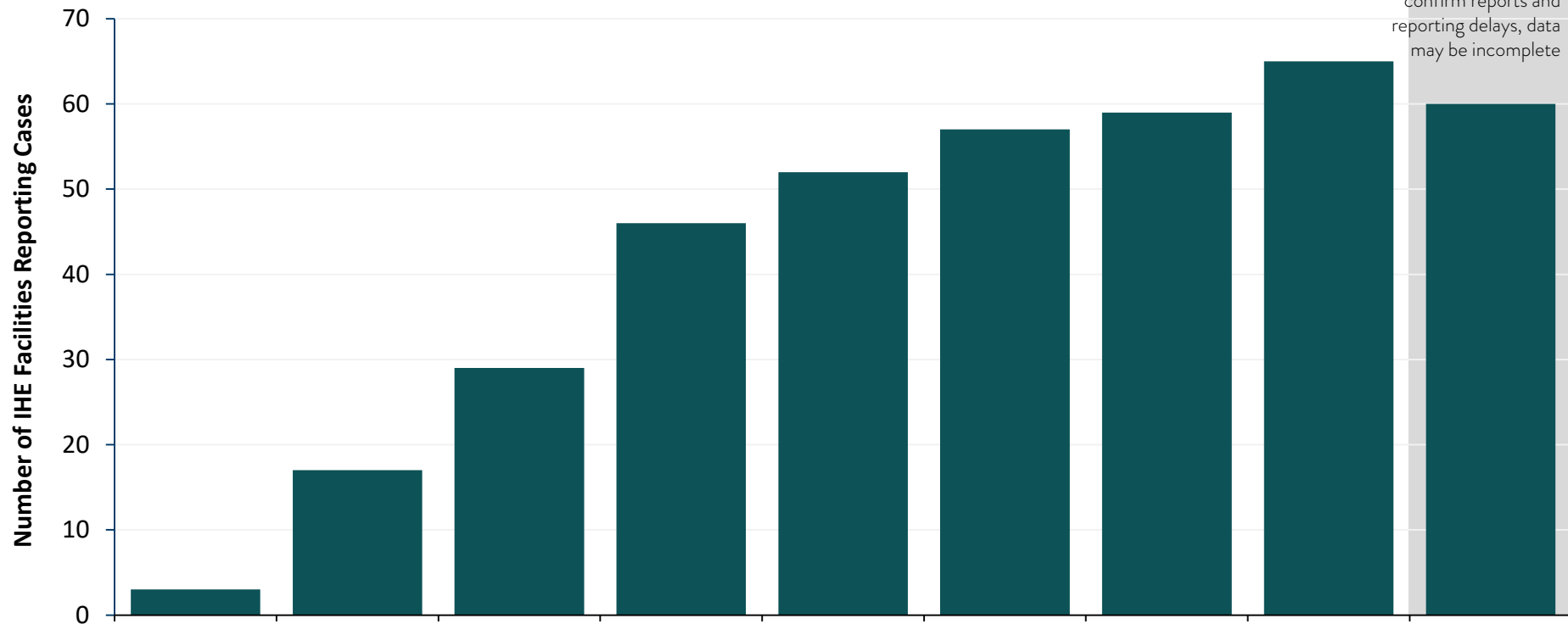
0
Total IHE-affiliated Deaths
(cumulative)



Minnesota IHE Facilities Reporting Cases

97
Total IHE Facilities that have Reported at Least One Case (cumulative)

Number of facilities that have had lab-confirmed cases of COVID-19 in faculty, staff, and students working or enrolled at a Minnesota IHE while they were potentially exposed to or able to spread COVID-19. IHE include colleges, universities, and private career schools. Number of IHE Facilities reporting cases by week are by specimen collection date. Numbers listed as cumulative total are cumulative since Aug. 1, 2020.



Due to the need to confirm reports and reporting delays, data may be incomplete

MMWR Week	Week 31: 7/26-8/1	Week 32: 8/2-8/8	Week 33: 8/9-8/15	Week 34: 8/16-8/22	Week 35: 8/23-8/29	Week 36: 8/30-9/5	Week 37: 9/6-9/12	Week 38: 9/13-9/19	Week 39: 9/20-9/26
-----------	-------------------	------------------	-------------------	--------------------	--------------------	-------------------	-------------------	--------------------	--------------------

Confirmed cases per IHE facility	Number of IHEs reporting cases MMWR Weeks 38 & 39
1-10 cases	58
11-30 cases	11
31-99 cases	7
≥100 cases	1
Total	75