



2026 Minnesota Department of Health Annual Network Maps

Medica Insurance Company

Medica Symphony Solo Encore Direct – MNN020

Map Completion Date: August 18, 2025

Service Area Map/Medica Symphony, Solo, Encore, and Direct/MNN020

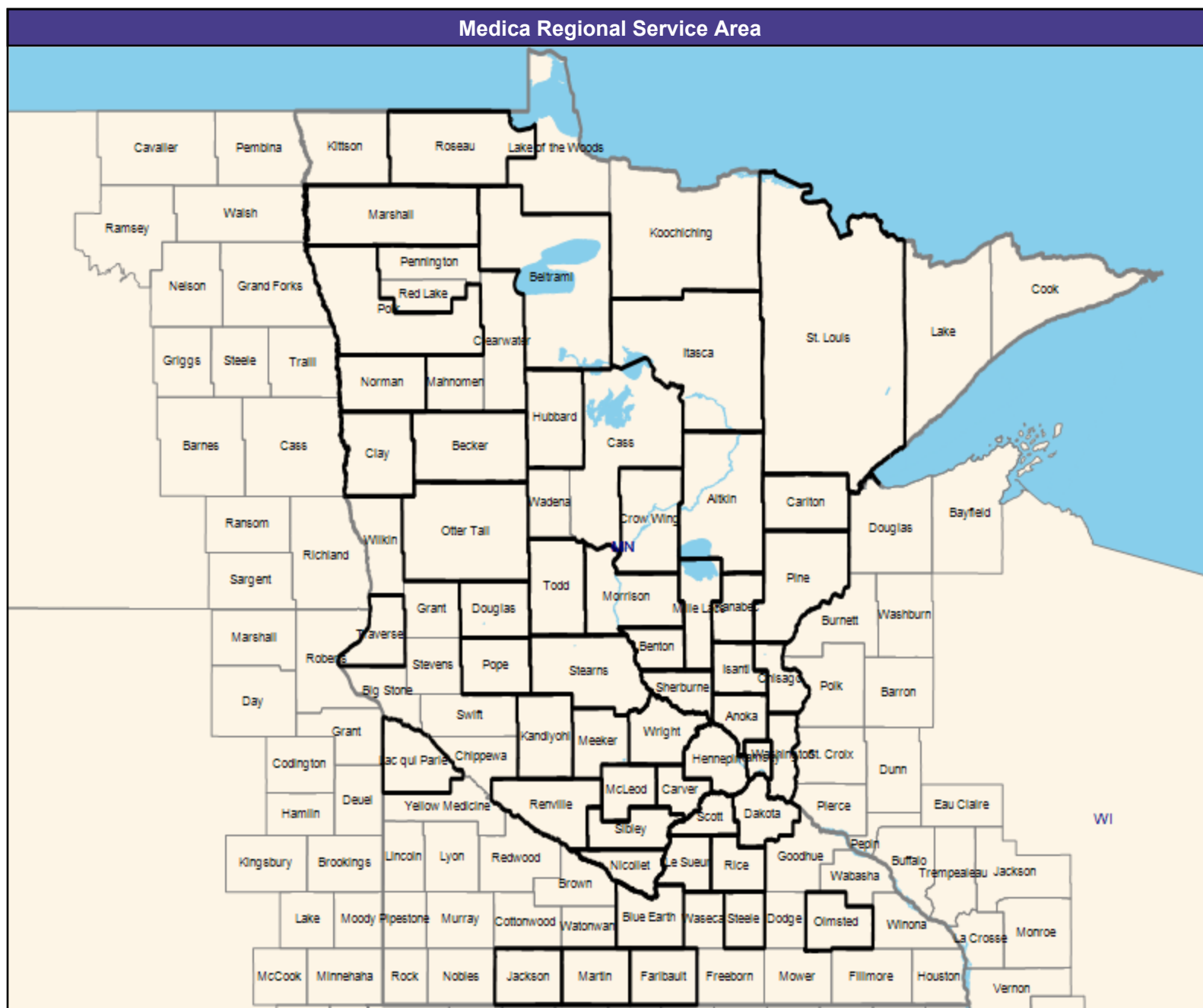
August 14, 2025

Created by...
Medica

Service Areas

☐ Medica Symphony, Solo, Encore, and Direct MNN020

62.22 miles



Acupuncture/Medica Symphony, Solo, Encore, and Direct/MNN020

Acupuncture benefits are not offered by
Medica Insurance Company for
Medica Symphony, Solo, Encore and Direct – MNN020

Allergy and Immunology/Medica Symphony, Solo, Encore, and Direct/MNN020

August 14, 2025

Created by...
Medica

Medica Symphony, Solo, Encore, and
Direct MNN020 Allergy and Immunology

120 providers at 141 locations

■ All providers

Allergy and Immunology

Employee Group

National Proxy Census (Medica
Symphony, Solo, Encore, and Direct
MNN020)

Provider Group

Medica Symphony, Solo, Encore, and
Direct MNN020 Allergy and
Immunology (Medica Regional Service
Area)

26,479 enrollee locations

◆ With access (25,932)

● Without access (547)

The Access Standard is defined as
(National Proxy Census (Medica
Symphony, Solo, Encore, and Direct
MNN020)) enrollees accessing in:

Large Metro areas...

1 (Medica Symphony, Solo, Encore,
and Direct MNN020 Allergy and
Immunology (Medica Regional
Service Area)) provider in 15 miles
and 30 minutes

Metro areas...

1 (Medica Symphony, Solo, Encore,
and Direct MNN020 Allergy and
Immunology (Medica Regional
Service Area)) provider in 30 miles
and 45 minutes

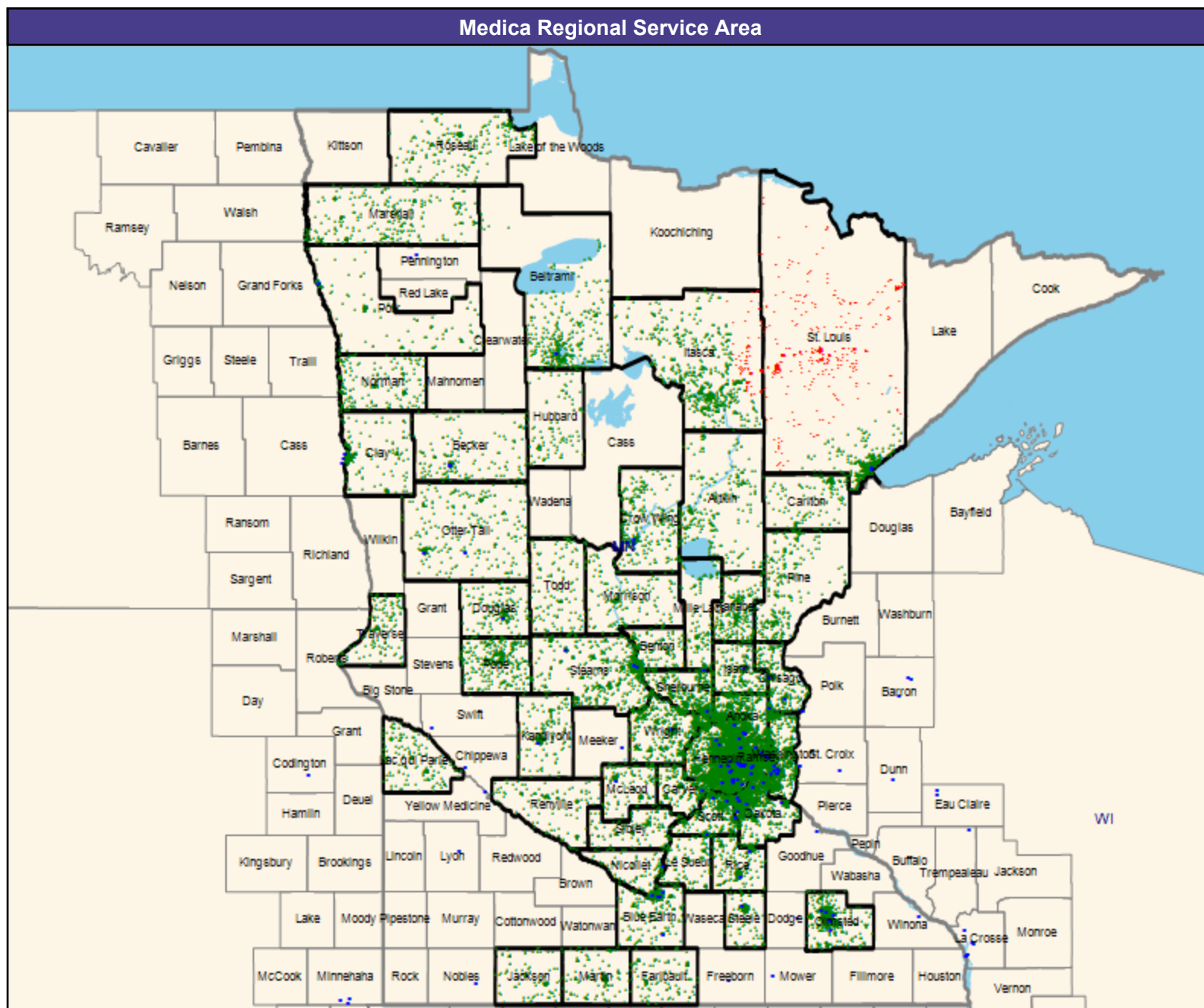
Micro areas...

1 (Medica Symphony, Solo, Encore,
and Direct MNN020 Allergy and
Immunology (Medica Regional
Service Area)) provider in 60 miles
and 80 minutes

Rural areas...

1 (Medica Symphony, Solo, Encore,
and Direct MNN020 Allergy and
Immunology (Medica Regional
Service Area)) provider in 75 miles
and 90 minutes

CEAC areas...



Access Detail By County

August 14, 2025

Created by...
Medica

Access Analysis

Allergy and Immunology

Enrollee / Provider Groups

National Proxy Census (Medica
Symphony, Solo, Encore, and Direct
MNN020)Medica Symphony, Solo, Encore,
and Direct MNN020 Allergy and
Immunology (Medica Regional
Service Area)¹ Access Standard Criteria Abbreviations:

L: Large Metro

M: Metro

I: Micro

R: Rural

C: CEAC

All Enrollees										
State Name	County	Enrollee	Provider	Counts	With Access		Without Access		Average Distance	Average Time
		#	Standard ¹	#	#	%	#	%	1	1
Minnesota	Aitkin	284	1 in 110 miles and 125 m...	0	284	100.0	0	0.0	41.3	45.9
	Anoka	1,761	1 in 30 miles and 45 mins	20	1,761	100.0	0	0.0	4.7	5.7
	Becker	181	1 in 75 miles and 90 mins	3	181	100.0	0	0.0	13.5	14.7
	Beltrami	448	1 in 75 miles and 90 mins	1	448	100.0	0	0.0	13.5	14.7
	Benton	242	1 in 60 miles and 80 mins	0	242	100.0	0	0.0	9.3	10.9
	Blue Earth	348	1 in 60 miles and 80 mins	10	348	100.0	0	0.0	5.3	5.7
	Carlton	177	1 in 75 miles and 90 mins	0	177	100.0	0	0.0	29.5	41.5
	Carver	400	1 in 30 miles and 45 mins	3	400	100.0	0	0.0	9.1	10.0
	Chisago	270	1 in 30 miles and 45 mins	7	270	100.0	0	0.0	5.9	6.4
	Clay	328	1 in 60 miles and 80 mins	0	328	100.0	0	0.0	9.7	11.1
	Crow Wing	344	1 in 60 miles and 80 mins	5	344	100.0	0	0.0	13.3	14.5
	Dakota	1,846	1 in 30 miles and 45 mins	29	1,846	100.0	0	0.0	3.5	4.4
	Douglas	187	1 in 60 miles and 80 mins	1	187	100.0	0	0.0	7.8	8.4
	Faribault	149	1 in 75 miles and 90 mins	0	149	100.0	0	0.0	22.6	24.6
	Hennepin	5,023	1 in 15 miles and 30 mins	75	5,021	99.9	2	0.1	3.4	5.0
	Hubbard	109	1 in 75 miles and 90 mins	0	109	100.0	0	0.0	32.4	35.3
	Isanti	232	1 in 60 miles and 80 mins	1	232	100.0	0	0.0	6.8	7.4
	Itasca	858	1 in 75 miles and 90 mins	0	767	89.4	91	10.6	65.6	73.5
	Jackson	109	1 in 75 miles and 90 mins	0	109	100.0	0	0.0	28.3	30.8
	Kanabec	351	1 in 75 miles and 90 mins	0	351	100.0	0	0.0	24.5	26.7
	Kandiyohi	233	1 in 60 miles and 80 mins	3	233	100.0	0	0.0	9.0	9.8
	Lac qui Parle	266	1 in 110 miles and 125 m...	0	266	100.0	0	0.0	19.7	21.5
	Le Sueur	138	1 in 60 miles and 80 mins	0	138	100.0	0	0.0	10.3	11.1
	Marshall	376	1 in 110 miles and 125 m...	0	376	100.0	0	0.0	26.8	29.1
	Martin	195	1 in 75 miles and 90 mins	0	195	100.0	0	0.0	40.0	43.6
	McLeod	189	1 in 60 miles and 80 mins	4	189	100.0	0	0.0	10.8	11.7
	Mille Lacs	148	1 in 75 miles and 90 mins	0	148	100.0	0	0.0	19.0	20.7
	Morrison	187	1 in 75 miles and 90 mins	0	187	100.0	0	0.0	25.2	28.0
	Nicollet	162	1 in 60 miles and 80 mins	2	162	100.0	0	0.0	8.0	8.7
	Norman	281	1 in 110 miles and 125 m...	0	281	100.0	0	0.0	36.3	39.6
	Olmsted	716	1 in 30 miles and 45 mins	59	716	100.0	0	0.0	3.9	4.4
	Otter Tail	298	1 in 60 miles and 80 mins	3	298	100.0	0	0.0	15.4	16.7
	Pine	293	1 in 75 miles and 90 mins	0	293	100.0	0	0.0	37.8	43.1
	Polk	151	1 in 75 miles and 90 mins	1	151	100.0	0	0.0	25.8	28.1
	Pope	451	1 in 75 miles and 90 mins	0	451	100.0	0	0.0	21.2	23.1
	Ramsey	2,547	1 in 15 miles and 30 mins	28	2,547	100.0	0	0.0	2.8	4.6
	Renville	156	1 in 75 miles and 90 mins	0	156	100.0	0	0.0	25.0	27.3
	Rice	319	1 in 30 miles and 45 mins	5	319	100.0	0	0.0	5.1	5.5
	Roseau	343	1 in 110 miles and 125 m...	0	343	100.0	0	0.0	58.4	63.7
	Scott	612	1 in 30 miles and 45 mins	4	612	100.0	0	0.0	4.7	5.3

Anesthesiology Physicians and CRNAs/Medica Symphony, Solo, Encore, and Direct/MNN020

August 14, 2025

Created by...
Medica

Medica Symphony, Solo, Encore, and Direct MNN020 Anesthesiology Physicians and CRNAs

4,399 providers at 415 locations
■ All providers

Anesthesiology Physicians and CRNAs

Employee Group
National Proxy Census (Medica Symphony, Solo, Encore, and Direct MNN020)

Provider Group
Medica Symphony, Solo, Encore, and Direct MNN020 Anesthesiology Physicians and CRNAs (Medica Regional Service Area)

26,479 enrollee locations
◆ With access (26,355)
● Without access (124)

The Access Standard is defined as (National Proxy Census (Medica Symphony, Solo, Encore, and Direct MNN020)) enrollees accessing in:

Large Metro areas...

1 (Medica Symphony, Solo, Encore, and Direct MNN020 Anesthesiology Physicians and CRNAs (Medica Regional Service Area)) provider in 10 miles and 20 minutes

Metro areas...

1 (Medica Symphony, Solo, Encore, and Direct MNN020 Anesthesiology Physicians and CRNAs (Medica Regional Service Area)) provider in 20 miles and 30 minutes

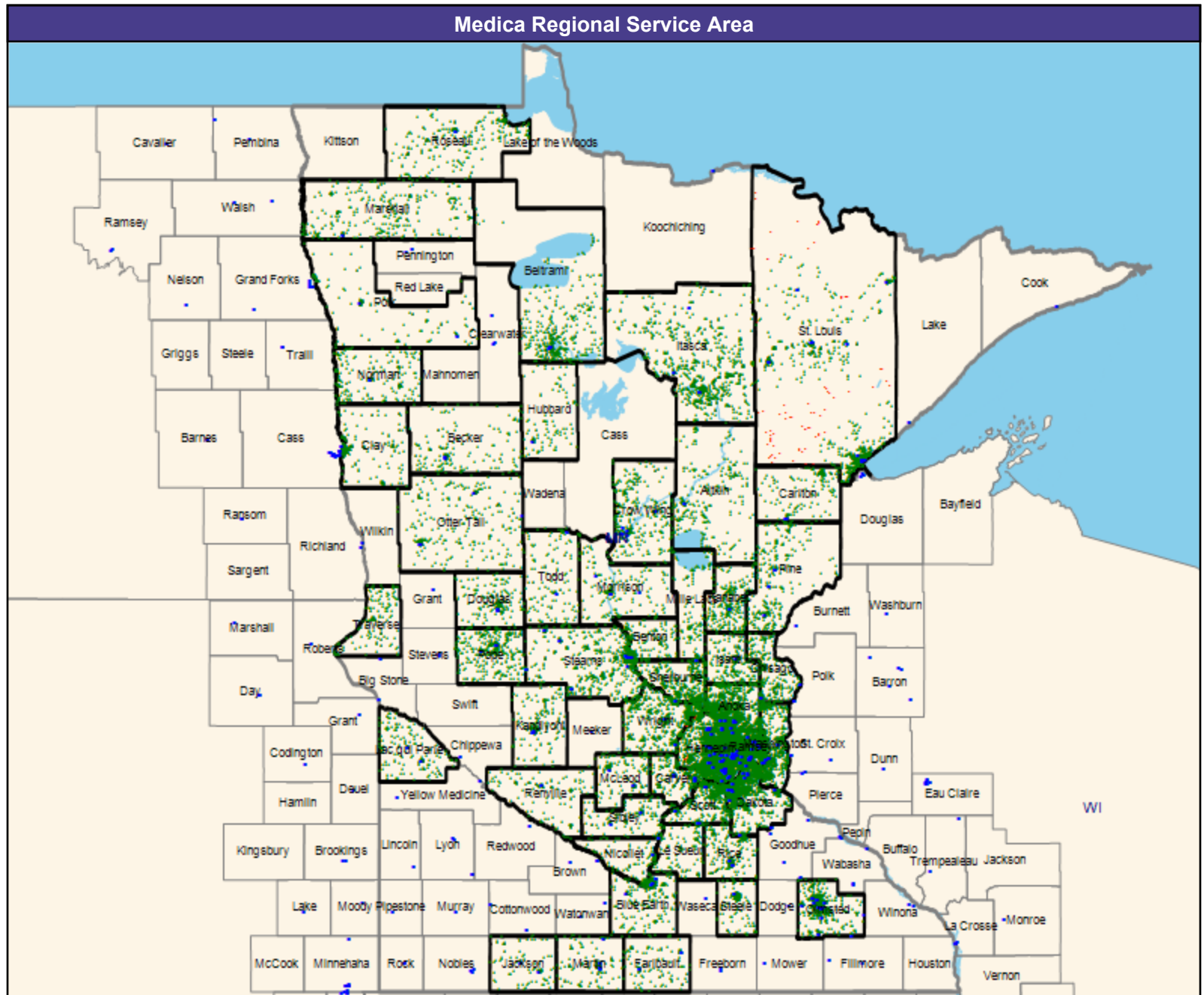
Micro areas...

1 (Medica Symphony, Solo, Encore, and Direct MNN020 Anesthesiology Physicians and CRNAs (Medica Regional Service Area)) provider in 35 miles and 50 minutes

Rural areas...

1 (Medica Symphony, Solo, Encore, and Direct MNN020 Anesthesiology Physicians and CRNAs (Medica Regional Service Area)) provider in 60 miles and 75 minutes

CEAC areas...



Access Detail By County

August 14, 2025

Created by...
MedicaAccess Analysis
Anesthesiology Physicians and CRNAsEnrollee / Provider Groups
National Proxy Census (Medica
Symphony, Solo, Encore, and Direct
MNN020)
Medica Symphony, Solo, Encore,
and Direct MNN020 Anesthesiology
Physicians and CRNAs (Medica
Regional Service Area)¹ Access Standard Criteria Abbreviations:L: Large Metro
M: Metro
I: Micro
R: Rural
C: CEAC

All Enrollees										
State Name	County	Enrollee	Provider	Counts	With Access		Without Access		Average Distance	Average Time
		#	Standard ¹	#	#	%	#	%	1	1
Minnesota	Aitkin	284	1 in 85 miles and 95 mins	7	284	100.0	0	0.0	16.5	18.0
	Anoka	1,761	1 in 20 miles and 30 mins	149	1,761	100.0	0	0.0	4.8	6.3
	Becker	181	1 in 60 miles and 75 mins	26	181	100.0	0	0.0	10.7	11.7
	Beltrami	448	1 in 60 miles and 75 mins	161	448	100.0	0	0.0	12.9	14.0
	Benton	242	1 in 35 miles and 50 mins	0	242	100.0	0	0.0	8.6	9.8
	Blue Earth	348	1 in 35 miles and 50 mins	128	348	100.0	0	0.0	5.4	5.9
	Carlton	177	1 in 60 miles and 75 mins	37	177	100.0	0	0.0	15.3	16.7
	Carver	400	1 in 20 miles and 30 mins	259	400	100.0	0	0.0	5.1	5.6
	Chisago	270	1 in 20 miles and 30 mins	51	270	100.0	0	0.0	9.6	10.4
	Clay	328	1 in 35 miles and 50 mins	0	328	100.0	0	0.0	9.1	10.4
	Crow Wing	344	1 in 35 miles and 50 mins	111	344	100.0	0	0.0	9.5	10.3
	Dakota	1,846	1 in 20 miles and 30 mins	489	1,846	100.0	0	0.0	3.8	4.6
	Douglas	187	1 in 35 miles and 50 mins	25	187	100.0	0	0.0	7.5	8.1
	Faribault	149	1 in 60 miles and 75 mins	12	149	100.0	0	0.0	7.3	7.9
	Hennepin	5,023	1 in 10 miles and 20 mins	5,042	4,978	99.1	45	0.9	2.6	3.9
	Hubbard	109	1 in 60 miles and 75 mins	7	109	100.0	0	0.0	12.6	13.7
	Isanti	232	1 in 35 miles and 50 mins	51	232	100.0	0	0.0	7.3	7.9
	Itasca	858	1 in 60 miles and 75 mins	88	858	100.0	0	0.0	11.3	12.3
	Jackson	109	1 in 60 miles and 75 mins	9	109	100.0	0	0.0	6.4	6.9
	Kanabec	351	1 in 60 miles and 75 mins	15	351	100.0	0	0.0	6.3	6.9
	Kandiyohi	233	1 in 35 miles and 50 mins	43	233	100.0	0	0.0	6.8	7.4
	Lac qui Parle	266	1 in 85 miles and 95 mins	3	266	100.0	0	0.0	5.9	6.4
	Le Sueur	138	1 in 35 miles and 50 mins	5	138	100.0	0	0.0	8.1	8.8
	Marshall	376	1 in 85 miles and 95 mins	2	376	100.0	0	0.0	17.2	18.7
	Martin	195	1 in 60 miles and 75 mins	74	195	100.0	0	0.0	6.1	6.6
	McLeod	189	1 in 35 miles and 50 mins	35	189	100.0	0	0.0	6.0	6.5
	Mille Lacs	148	1 in 60 miles and 75 mins	0	148	100.0	0	0.0	15.2	16.6
	Morrison	187	1 in 60 miles and 75 mins	24	187	100.0	0	0.0	7.7	8.3
	Nicollet	162	1 in 35 miles and 50 mins	11	162	100.0	0	0.0	5.2	5.7
	Norman	281	1 in 85 miles and 95 mins	12	281	100.0	0	0.0	12.9	14.0
	Olmsted	716	1 in 20 miles and 30 mins	1,270	716	100.0	0	0.0	2.4	2.7
	Otter Tail	298	1 in 35 miles and 50 mins	49	298	100.0	0	0.0	11.4	12.4
	Pine	293	1 in 60 miles and 75 mins	26	293	100.0	0	0.0	7.3	7.9
	Polk	151	1 in 60 miles and 75 mins	18	151	100.0	0	0.0	9.5	10.4
	Pope	451	1 in 60 miles and 75 mins	43	451	100.0	0	0.0	5.8	6.3
	Ramsey	2,547	1 in 10 miles and 20 mins	1,294	2,547	100.0	0	0.0	2.2	3.6
	Renville	156	1 in 60 miles and 75 mins	1	156	100.0	0	0.0	9.9	10.7
	Rice	319	1 in 20 miles and 30 mins	42	319	100.0	0	0.0	5.1	5.5
	Roseau	343	1 in 85 miles and 95 mins	2	343	100.0	0	0.0	15.6	16.9
	Scott	612	1 in 20 miles and 30 mins	117	612	100.0	0	0.0	4.6	5.2

Cardiology/Medica Symphony, Solo, Encore, and Direct/MNN020

August 14, 2025

Created by...
Medica

Medica Symphony, Solo, Encore, and Direct MNN020 Cardiology

1,426 providers at 469 locations

■ All providers

Cardiology

Employee Group

National Proxy Census (Medica Symphony, Solo, Encore, and Direct MNN020)

Provider Group

Medica Symphony, Solo, Encore, and Direct MNN020 Cardiology (Medica Regional Service Area)

26,479 enrollee locations

◆ With access (26,311)

● Without access (168)

The Access Standard is defined as (National Proxy Census (Medica Symphony, Solo, Encore, and Direct MNN020)) enrollees accessing in:

Large Metro areas...

1 (Medica Symphony, Solo, Encore, and Direct MNN020 Cardiology (Medica Regional Service Area)) provider in 10 miles and 20 minutes

Metro areas...

1 (Medica Symphony, Solo, Encore, and Direct MNN020 Cardiology (Medica Regional Service Area)) provider in 20 miles and 30 minutes

Micro areas...

1 (Medica Symphony, Solo, Encore, and Direct MNN020 Cardiology (Medica Regional Service Area)) provider in 35 miles and 50 minutes

Rural areas...

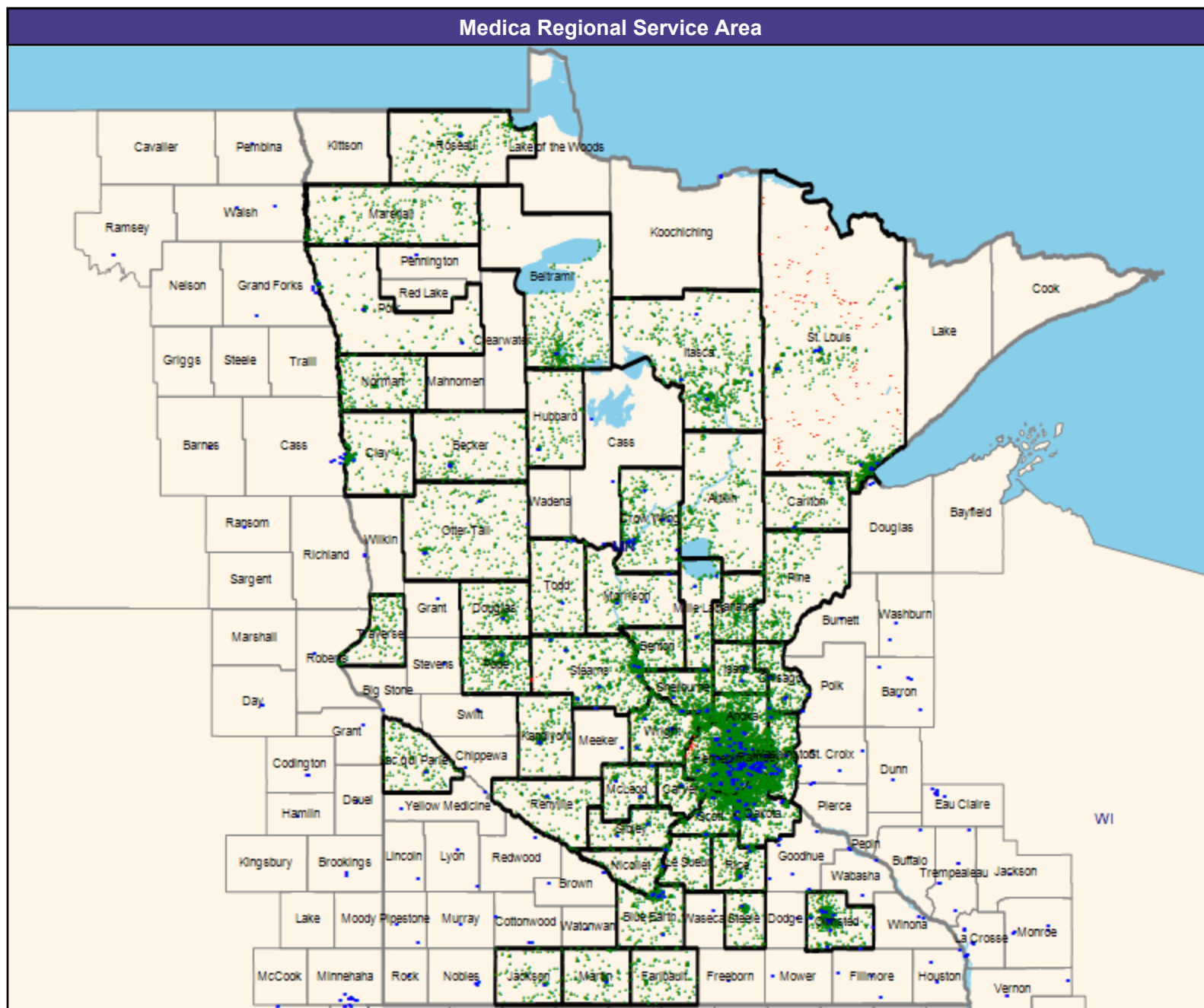
1 (Medica Symphony, Solo, Encore, and Direct MNN020 Cardiology (Medica Regional Service Area)) provider in 60 miles and 75 minutes

CEAC areas...

1 (Medica Symphony, Solo, Encore, and Direct MNN020 Cardiology (Medica Regional Service Area)) provider in 85 miles and 95 minutes

Service Areas

□ Medica Symphony, Solo, Encore, and Direct MNN020



Access Detail By County

August 14, 2025

Created by...
Medica

Access Analysis

Cardiology

Enrollee / Provider Groups

National Proxy Census (Medica
Symphony, Solo, Encore, and Direct
MNN020)Medica Symphony, Solo, Encore,
and Direct MNN020 Cardiology
(Medica Regional Service Area)¹ Access Standard Criteria Abbreviations:

L: Large Metro

M: Metro

I: Micro

R: Rural

C: CEAC

All Enrollees										
State Name	County	Enrollee	Provider	Counts	With Access		Without Access		Average Distance	Average Time
		#	Standard ¹	#	#	%	#	%	1	1
Minnesota	Aitkin	284	1 in 85 miles and 95 mins	0	284	100.0	0	0.0	20.2	22.0
	Anoka	1,761	1 in 20 miles and 30 mins	303	1,761	100.0	0	0.0	4.2	5.1
	Becker	181	1 in 60 miles and 75 mins	19	181	100.0	0	0.0	10.7	11.7
	Beltrami	448	1 in 60 miles and 75 mins	42	448	100.0	0	0.0	13.2	14.4
	Benton	242	1 in 35 miles and 50 mins	0	242	100.0	0	0.0	7.6	8.7
	Blue Earth	348	1 in 35 miles and 50 mins	171	348	100.0	0	0.0	4.9	5.4
	Carlton	177	1 in 60 miles and 75 mins	15	177	100.0	0	0.0	6.7	7.3
	Carver	400	1 in 20 miles and 30 mins	157	400	100.0	0	0.0	4.7	5.2
	Chisago	270	1 in 20 miles and 30 mins	117	270	100.0	0	0.0	5.5	6.0
	Clay	328	1 in 35 miles and 50 mins	1	328	100.0	0	0.0	8.7	9.6
	Crow Wing	344	1 in 35 miles and 50 mins	129	344	100.0	0	0.0	5.9	6.4
	Dakota	1,846	1 in 20 miles and 30 mins	292	1,846	100.0	0	0.0	3.0	3.9
	Douglas	187	1 in 35 miles and 50 mins	3	187	100.0	0	0.0	7.5	8.2
	Faribault	149	1 in 60 miles and 75 mins	0	149	100.0	0	0.0	19.7	21.4
	Hennepin	5,023	1 in 10 miles and 20 mins	1,316	4,996	99.5	27	0.5	2.0	3.0
	Hubbard	109	1 in 60 miles and 75 mins	15	109	100.0	0	0.0	10.8	11.7
	Isanti	232	1 in 35 miles and 50 mins	12	232	100.0	0	0.0	5.5	5.9
	Itasca	858	1 in 60 miles and 75 mins	74	858	100.0	0	0.0	10.0	10.8
	Jackson	109	1 in 60 miles and 75 mins	14	109	100.0	0	0.0	8.5	9.3
	Kanabec	351	1 in 60 miles and 75 mins	0	351	100.0	0	0.0	19.3	21.0
	Kandiyohi	233	1 in 35 miles and 50 mins	2	233	100.0	0	0.0	7.1	7.7
	Lac qui Parle	266	1 in 85 miles and 95 mins	1	266	100.0	0	0.0	10.4	11.3
	Le Sueur	138	1 in 35 miles and 50 mins	46	138	100.0	0	0.0	8.1	8.8
	Marshall	376	1 in 85 miles and 95 mins	1	376	100.0	0	0.0	17.2	18.7
	Martin	195	1 in 60 miles and 75 mins	114	195	100.0	0	0.0	7.6	8.2
	McLeod	189	1 in 35 miles and 50 mins	32	189	100.0	0	0.0	4.4	4.7
	Mille Lacs	148	1 in 60 miles and 75 mins	72	148	100.0	0	0.0	4.2	4.5
	Morrison	187	1 in 60 miles and 75 mins	29	187	100.0	0	0.0	7.5	8.2
	Nicollet	162	1 in 35 miles and 50 mins	6	162	100.0	0	0.0	4.8	5.1
	Norman	281	1 in 85 miles and 95 mins	0	281	100.0	0	0.0	31.7	34.6
	Olmsted	716	1 in 20 miles and 30 mins	1,280	716	100.0	0	0.0	2.4	2.7
	Otter Tail	298	1 in 35 miles and 50 mins	24	298	100.0	0	0.0	11.4	12.4
	Pine	293	1 in 60 miles and 75 mins	0	293	100.0	0	0.0	20.6	22.4
	Polk	151	1 in 60 miles and 75 mins	18	151	100.0	0	0.0	9.3	10.1
	Pope	451	1 in 60 miles and 75 mins	1	451	100.0	0	0.0	8.0	8.7
	Ramsey	2,547	1 in 10 miles and 20 mins	377	2,547	100.0	0	0.0	1.6	2.6
	Renville	156	1 in 60 miles and 75 mins	7	156	100.0	0	0.0	10.1	11.0
	Rice	319	1 in 20 miles and 30 mins	150	319	100.0	0	0.0	4.8	5.2
	Roseau	343	1 in 85 miles and 95 mins	12	343	100.0	0	0.0	15.6	16.9
	Scott	612	1 in 20 miles and 30 mins	157	612	100.0	0	0.0	4.5	5.1

Access Detail By County

Created by...
Medica

1 Access Standard Criteria Abbreviations:
L: Large Metro
M: Metro
I: Micro
R: Rural
C: CEAC

[illegible]

Cardiothoracic Surgery/Medica Symphony, Solo, Encore, and Direct/MNN020

August 14, 2025

Created by...
Medica

Medica Symphony, Solo, Encore, and
Direct MNN020 Cardiothoracic Surgery

1,426 providers at 469 locations

■ All providers

Cardiothoracic Surgery

Employee Group

National Proxy Census (Medica
Symphony, Solo, Encore, and Direct
MNN020)

Provider Group

Medica Symphony, Solo, Encore, and
Direct MNN020 Cardiothoracic Surgery
(Medica Regional Service Area)

26,479 enrollee locations

◆ With access (26,463)

● Without access (16)

The Access Standard is defined as
(National Proxy Census (Medica
Symphony, Solo, Encore, and Direct
MNN020)) enrollees accessing in:

Large Metro areas...

1 (Medica Symphony, Solo, Encore,
and Direct MNN020 Cardiothoracic
Surgery (Medica Regional Service
Area)) provider in 15 miles and 30
minutes

Metro areas...

1 (Medica Symphony, Solo, Encore,
and Direct MNN020 Cardiothoracic
Surgery (Medica Regional Service
Area)) provider in 40 miles and 60
minutes

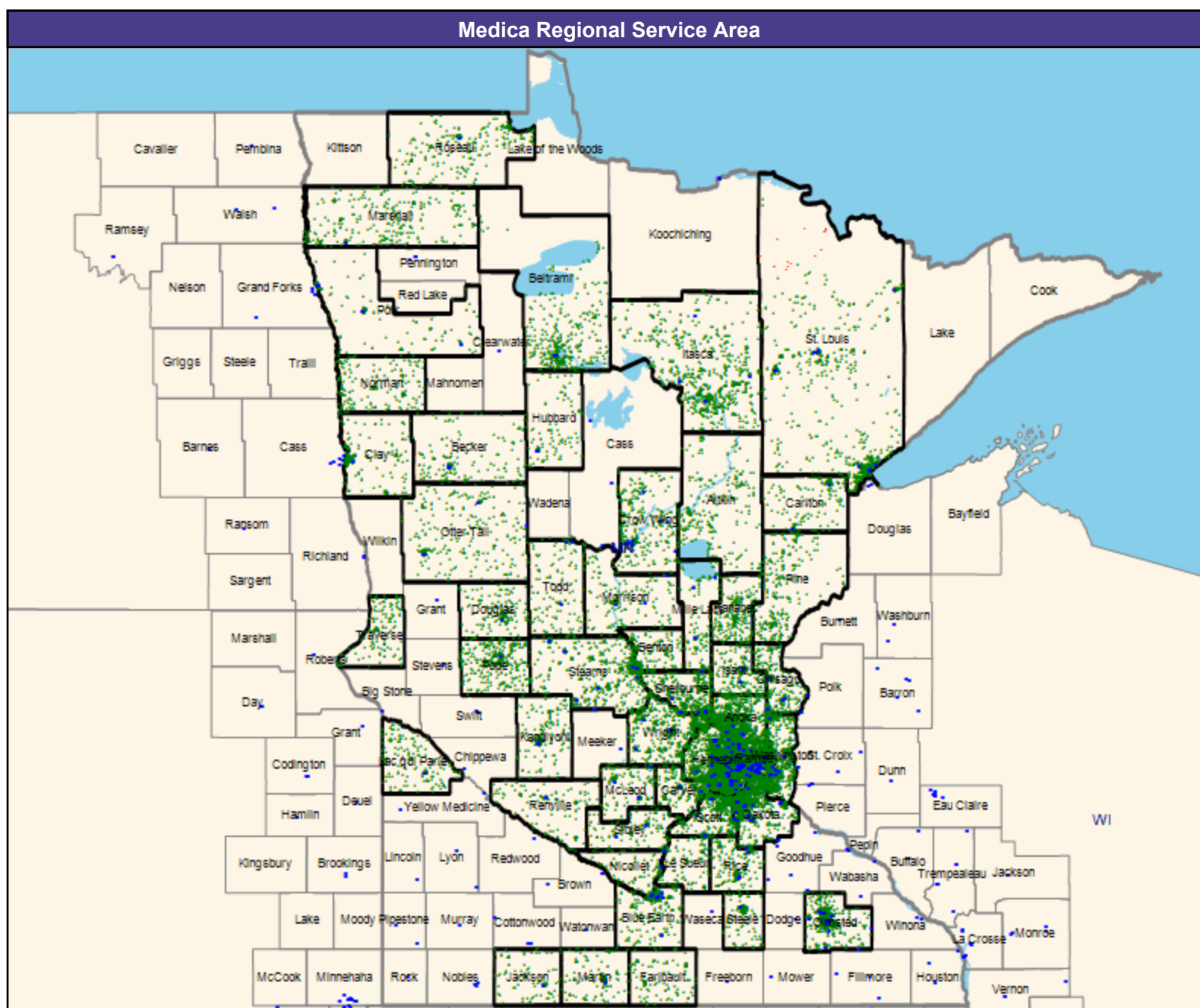
Micro areas...

1 (Medica Symphony, Solo, Encore,
and Direct MNN020 Cardiothoracic
Surgery (Medica Regional Service
Area)) provider in 75 miles and 100
minutes

Rural areas...

1 (Medica Symphony, Solo, Encore,
and Direct MNN020 Cardiothoracic
Surgery (Medica Regional Service
Area)) provider in 90 miles and 110
minutes

CEAC areas...



Access Detail By County

August 14, 2025

Created by...
Medica

Access Analysis
Cardiothoracic Surgery

Enrollee / Provider Groups
National Proxy Census (Medica
Symphony, Solo, Encore, and Direct
MNN020)
Medica Symphony, Solo, Encore,
and Direct MNN020 Cardiothoracic
Surgery (Medica Regional Service
Area)

¹ Access Standard Criteria Abbreviations:

L: Large Metro
M: Metro
I: Micro
R: Rural
C: CEAC

All Enrollees										
State Name	County	Enrollee	Provider	Counts	With Access		Without Access		Average Distance	Average Time
		#	Standard ¹	#	#	%	#	%	1	1
Minnesota	Aitkin	284	1 in 130 miles and 145 m...	0	284	100.0	0	0.0	20.2	22.0
	Anoka	1,761	1 in 40 miles and 60 mins	303	1,761	100.0	0	0.0	4.2	5.1
	Becker	181	1 in 90 miles and 110 mins	19	181	100.0	0	0.0	10.7	11.7
	Beltrami	448	1 in 90 miles and 110 mins	42	448	100.0	0	0.0	13.2	14.4
	Benton	242	1 in 75 miles and 100 mins	0	242	100.0	0	0.0	7.6	8.7
	Blue Earth	348	1 in 75 miles and 100 mins	171	348	100.0	0	0.0	4.9	5.4
	Carlton	177	1 in 90 miles and 110 mins	15	177	100.0	0	0.0	6.7	7.3
	Carver	400	1 in 40 miles and 60 mins	157	400	100.0	0	0.0	4.7	5.2
	Chisago	270	1 in 40 miles and 60 mins	117	270	100.0	0	0.0	5.5	6.0
	Clay	328	1 in 75 miles and 100 mins	1	328	100.0	0	0.0	8.7	9.6
	Crow Wing	344	1 in 75 miles and 100 mins	129	344	100.0	0	0.0	5.9	6.4
	Dakota	1,846	1 in 40 miles and 60 mins	292	1,846	100.0	0	0.0	3.0	3.9
	Douglas	187	1 in 75 miles and 100 mins	3	187	100.0	0	0.0	7.5	8.2
	Faribault	149	1 in 90 miles and 110 mins	0	149	100.0	0	0.0	19.7	21.4
	Hennepin	5,023	1 in 15 miles and 30 mins	1,316	5,023	100.0	0	0.0	2.0	3.0
	Hubbard	109	1 in 90 miles and 110 mins	15	109	100.0	0	0.0	10.8	11.7
	Isanti	232	1 in 75 miles and 100 mins	12	232	100.0	0	0.0	5.5	5.9
	Itasca	858	1 in 90 miles and 110 mins	74	858	100.0	0	0.0	10.0	10.8
	Jackson	109	1 in 90 miles and 110 mins	14	109	100.0	0	0.0	8.5	9.3
	Kanabec	351	1 in 90 miles and 110 mins	0	351	100.0	0	0.0	19.3	21.0
	Kandiyohi	233	1 in 75 miles and 100 mins	2	233	100.0	0	0.0	7.1	7.7
	Lac qui Parle	266	1 in 130 miles and 145 m...	1	266	100.0	0	0.0	10.4	11.3
	Le Sueur	138	1 in 75 miles and 100 mins	46	138	100.0	0	0.0	8.1	8.8
	Marshall	376	1 in 130 miles and 145 m...	1	376	100.0	0	0.0	17.2	18.7
	Martin	195	1 in 90 miles and 110 mins	114	195	100.0	0	0.0	7.6	8.2
	McLeod	189	1 in 75 miles and 100 mins	32	189	100.0	0	0.0	4.4	4.7
	Mille Lacs	148	1 in 90 miles and 110 mins	72	148	100.0	0	0.0	4.2	4.5
	Morrison	187	1 in 90 miles and 110 mins	29	187	100.0	0	0.0	7.5	8.2
	Nicollet	162	1 in 75 miles and 100 mins	6	162	100.0	0	0.0	4.8	5.1
	Norman	281	1 in 130 miles and 145 m...	0	281	100.0	0	0.0	31.7	34.6
	Olmsted	716	1 in 40 miles and 60 mins	1,280	716	100.0	0	0.0	2.4	2.7
	Otter Tail	298	1 in 75 miles and 100 mins	24	298	100.0	0	0.0	11.4	12.4
	Pine	293	1 in 90 miles and 110 mins	0	293	100.0	0	0.0	20.6	22.4
	Polk	151	1 in 90 miles and 110 mins	18	151	100.0	0	0.0	9.3	10.1
	Pope	451	1 in 90 miles and 110 mins	1	451	100.0	0	0.0	8.0	8.7
	Ramsey	2,547	1 in 15 miles and 30 mins	377	2,547	100.0	0	0.0	1.6	2.6
	Renville	156	1 in 90 miles and 110 mins	7	156	100.0	0	0.0	10.1	11.0
	Rice	319	1 in 40 miles and 60 mins	150	319	100.0	0	0.0	4.8	5.2
	Roseau	343	1 in 130 miles and 145 m...	12	343	100.0	0	0.0	15.6	16.9
	Scott	612	1 in 40 miles and 60 mins	157	612	100.0	0	0.0	4.5	5.1

Access Detail By County

Created by...
Medica

Access Analysis
Cardiothoracic Surgery
Enrollee / Provider Groups
National Proxy Census (Medica
Symphony, Solo, Encore, and Direct
MNN020)
Medica Symphony, Solo, Encore,
and Direct MNN020 Cardiothoracic
Surgery (Medica Regional Service
Area)

¹ Access Standard Criteria Abbreviations:
L: Large Metro
M: Metro
I: Micro
R: Rural
C: CEAC

[illegible]

Chiropractic Services/Medica Symphony, Solo, Encore, and Direct/MNN020

August 14, 2025

Created by...
Medica

Medica Symphony, Solo, Encore, and
Direct MNN020 Chiropractic Services

1,877 providers at 1,362 locations

■ All providers

Chiropractic Services

Employee Group

National Proxy Census (Medica
Symphony, Solo, Encore, and Direct
MNN020)

Provider Group

Medica Symphony, Solo, Encore, and
Direct MNN020 Chiropractic Services
(Medica Regional Service Area)

26,479 enrollee locations

◆ With access (26,391)

● Without access (88)

The Access Standard is defined as
(National Proxy Census (Medica
Symphony, Solo, Encore, and Direct
MNN020)) enrollees accessing in:

Large Metro areas...

1 (Medica Symphony, Solo, Encore,
and Direct MNN020 Chiropractic
Services (Medica Regional Service
Area)) provider in 15 miles and 30
minutes

Metro areas...

1 (Medica Symphony, Solo, Encore,
and Direct MNN020 Chiropractic
Services (Medica Regional Service
Area)) provider in 30 miles and 45
minutes

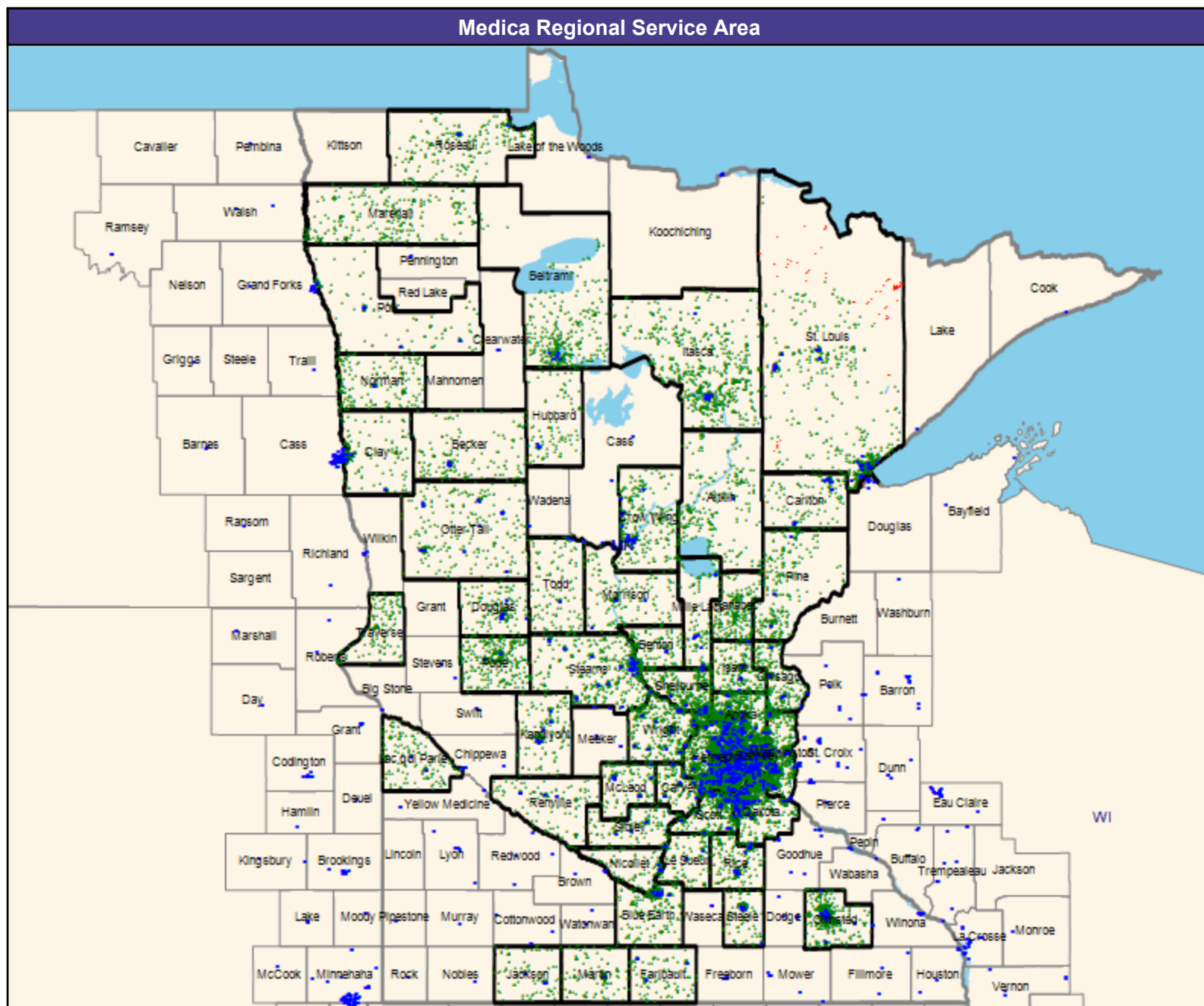
Micro areas...

1 (Medica Symphony, Solo, Encore,
and Direct MNN020 Chiropractic
Services (Medica Regional Service
Area)) provider in 60 miles and 80
minutes

Rural areas...

1 (Medica Symphony, Solo, Encore,
and Direct MNN020 Chiropractic
Services (Medica Regional Service
Area)) provider in 75 miles and 90
minutes

CEAC areas...



Access Detail By County

August 14, 2025

Created by...
Medica

Access Analysis

Chiropractic Services

Enrollee / Provider Groups

National Proxy Census (Medica
Symphony, Solo, Encore, and Direct
MNN020)Medica Symphony, Solo, Encore,
and Direct MNN020 Chiropractic
Services (Medica Regional Service
Area)¹ Access Standard Criteria Abbreviations:

L: Large Metro

M: Metro

I: Micro

R: Rural

C: CEAC

All Enrollees										
State Name	County	Enrollee	Provider	Counts	With Access		Without Access		Average Distance	Average Time
		#	Standard ¹	#	#	%	#	%	1	1
Minnesota	Aitkin	284	1 in 110 miles and 125 m...	1	284	100.0	0	0.0	17.5	19.0
	Anoka	1,761	1 in 30 miles and 45 mins	97	1,761	100.0	0	0.0	1.7	2.0
	Becker	181	1 in 75 miles and 90 mins	12	181	100.0	0	0.0	10.2	11.1
	Beltrami	448	1 in 75 miles and 90 mins	6	448	100.0	0	0.0	11.5	12.5
	Benton	242	1 in 60 miles and 80 mins	8	242	100.0	0	0.0	4.4	4.8
	Blue Earth	348	1 in 60 miles and 80 mins	21	348	100.0	0	0.0	5.3	5.8
	Carlton	177	1 in 75 miles and 90 mins	18	177	100.0	0	0.0	5.2	5.7
	Carver	400	1 in 30 miles and 45 mins	35	400	100.0	0	0.0	1.9	2.1
	Chisago	270	1 in 30 miles and 45 mins	7	270	100.0	0	0.0	3.7	4.0
	Clay	328	1 in 60 miles and 80 mins	13	328	100.0	0	0.0	5.1	5.6
	Crow Wing	344	1 in 60 miles and 80 mins	33	344	100.0	0	0.0	6.9	7.5
	Dakota	1,846	1 in 30 miles and 45 mins	165	1,846	100.0	0	0.0	1.4	1.7
	Douglas	187	1 in 60 miles and 80 mins	19	187	100.0	0	0.0	5.3	5.7
	Faribault	149	1 in 75 miles and 90 mins	6	149	100.0	0	0.0	5.9	6.4
	Hennepin	5,023	1 in 15 miles and 30 mins	491	5,023	100.0	0	0.0	1.0	1.5
	Hubbard	109	1 in 75 miles and 90 mins	3	109	100.0	0	0.0	11.1	12.1
	Isanti	232	1 in 60 miles and 80 mins	39	232	100.0	0	0.0	4.0	4.3
	Itasca	858	1 in 75 miles and 90 mins	18	858	100.0	0	0.0	11.8	12.8
	Jackson	109	1 in 75 miles and 90 mins	4	109	100.0	0	0.0	6.3	6.8
	Kanabec	351	1 in 75 miles and 90 mins	0	351	100.0	0	0.0	13.7	14.9
	Kandiyohi	233	1 in 60 miles and 80 mins	19	233	100.0	0	0.0	4.3	4.6
	Lac qui Parle	266	1 in 110 miles and 125 m...	3	266	100.0	0	0.0	5.7	6.2
	Le Sueur	138	1 in 60 miles and 80 mins	8	138	100.0	0	0.0	4.8	5.1
	Marshall	376	1 in 110 miles and 125 m...	0	376	100.0	0	0.0	25.4	27.7
	Martin	195	1 in 75 miles and 90 mins	2	195	100.0	0	0.0	7.3	7.9
	McLeod	189	1 in 60 miles and 80 mins	17	189	100.0	0	0.0	3.5	3.7
	Mille Lacs	148	1 in 75 miles and 90 mins	13	148	100.0	0	0.0	5.3	5.7
	Morrison	187	1 in 75 miles and 90 mins	20	187	100.0	0	0.0	6.9	7.5
	Nicollet	162	1 in 60 miles and 80 mins	13	162	100.0	0	0.0	3.9	4.2
	Norman	281	1 in 110 miles and 125 m...	1	281	100.0	0	0.0	11.0	11.9
	Olmsted	716	1 in 30 miles and 45 mins	22	716	100.0	0	0.0	2.7	3.1
	Otter Tail	298	1 in 60 miles and 80 mins	21	298	100.0	0	0.0	6.1	6.6
	Pine	293	1 in 75 miles and 90 mins	6	293	100.0	0	0.0	8.1	8.8
	Polk	151	1 in 75 miles and 90 mins	7	151	100.0	0	0.0	7.4	8.0
	Pope	451	1 in 75 miles and 90 mins	4	451	100.0	0	0.0	6.2	6.7
	Ramsey	2,547	1 in 15 miles and 30 mins	188	2,547	100.0	0	0.0	0.9	1.4
	Renville	156	1 in 75 miles and 90 mins	8	156	100.0	0	0.0	7.1	7.7
	Rice	319	1 in 30 miles and 45 mins	16	319	100.0	0	0.0	3.7	4.1
	Roseau	343	1 in 110 miles and 125 m...	5	343	100.0	0	0.0	10.2	11.1
	Scott	612	1 in 30 miles and 45 mins	59	612	100.0	0	0.0	1.7	1.9

Access Detail By County

Created by...
Medica

Access Analysis
Chiropractic Services
Enrollee / Provider Groups
National Proxy Census (Medica
Symphony, Solo, Encore, and Direct
MNN020)
Medica Symphony, Solo, Encore,
and Direct MNN020 Chiropractic
Services (Medica Regional Service
Area)

1 Access Standard Criteria Abbreviations:
L: Large Metro
M: Metro
I: Micro
R: Rural
C: CEAC

[illegible]

Colon and Rectal/Medica Symphony, Solo, Encore, and Direct/MNN020

August 14, 2025

Created by...
MedicaMedica Symphony, Solo, Encore, and
Direct MNN020 Colon and Rectal

83 providers at 51 locations

■ All providers

Colon and Rectal

Employee Group

National Proxy Census (Medica
Symphony, Solo, Encore, and Direct
MNN020)

Provider Group

Medica Symphony, Solo, Encore, and
Direct MNN020 Colon and Rectal
(Medica Regional Service Area)

26,479 enrollee locations

◆ With access (21,446)

● Without access (5,033)

The Access Standard is defined as
(National Proxy Census (Medica
Symphony, Solo, Encore, and Direct
MNN020)) enrollees accessing in:

Large Metro areas...

1 (Medica Symphony, Solo, Encore,
and Direct MNN020 Colon and Rectal
(Medica Regional Service Area))
provider in 10 miles and 20 minutes

Metro areas...

1 (Medica Symphony, Solo, Encore,
and Direct MNN020 Colon and Rectal
(Medica Regional Service Area))
provider in 30 miles and 45 minutes

Micro areas...

1 (Medica Symphony, Solo, Encore,
and Direct MNN020 Colon and Rectal
(Medica Regional Service Area))
provider in 45 miles and 60 minutes

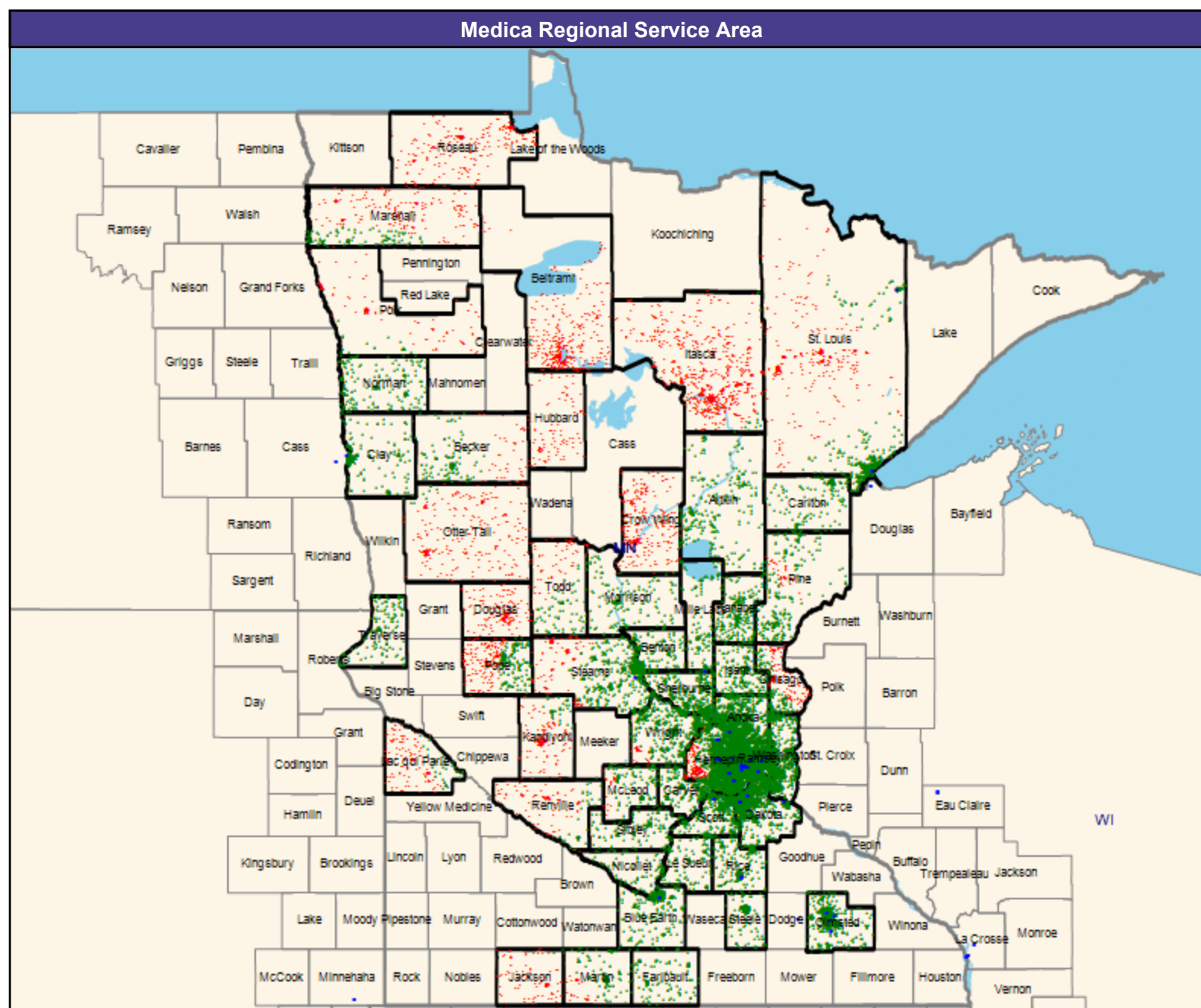
Rural areas...

1 (Medica Symphony, Solo, Encore,
and Direct MNN020 Colon and Rectal
(Medica Regional Service Area))
provider in 60 miles and 75 minutes

CEAC areas...

1 (Medica Symphony, Solo, Encore,
and Direct MNN020 Colon and Rectal
(Medica Regional Service Area))
provider in 100 miles and 110
minutes

Service Areas



Access Detail By County

August 14, 2025

Created by...
MedicaAccess Analysis
Colon and RectalEnrollee / Provider Groups
National Proxy Census (Medica
Symphony, Solo, Encore, and Direct
MNN020)
Medica Symphony, Solo, Encore,
and Direct MNN020 Colon and
Rectal (Medica Regional Service
Area)¹ Access Standard Criteria Abbreviations:L: Large Metro
M: Metro
I: Micro
R: Rural
C: CEAC

All Enrollees										
State Name	County	Enrollee	Provider	Counts	With Access		Without Access		Average Distance	Average Time
		#	Standard ¹	#	#	%	#	%	1	1
Minnesota	Aitkin	284	1 in 100 miles and 110 m...	0	284	100.0	0	0.0	62.6	68.5
	Anoka	1,761	1 in 30 miles and 45 mins	8	1,761	100.0	0	0.0	8.4	11.1
	Becker	181	1 in 60 miles and 75 mins	0	138	76.2	43	23.8	51.8	56.5
	Beltrami	448	1 in 60 miles and 75 mins	0	0	0.0	448	100.0	106.8	116.5
	Benton	242	1 in 45 miles and 60 mins	0	242	100.0	0	0.0	13.5	14.7
	Blue Earth	348	1 in 45 miles and 60 mins	1	348	100.0	0	0.0	7.9	8.6
	Carlton	177	1 in 60 miles and 75 mins	0	177	100.0	0	0.0	25.2	27.4
	Carver	400	1 in 30 miles and 45 mins	0	400	100.0	0	0.0	14.0	15.6
	Chisago	270	1 in 30 miles and 45 mins	0	120	44.4	150	55.6	30.2	34.5
	Clay	328	1 in 45 miles and 60 mins	0	328	100.0	0	0.0	10.7	11.7
	Crow Wing	344	1 in 45 miles and 60 mins	0	0	0.0	344	100.0	66.5	72.5
	Dakota	1,846	1 in 30 miles and 45 mins	25	1,846	100.0	0	0.0	5.7	7.4
	Douglas	187	1 in 45 miles and 60 mins	0	0	0.0	187	100.0	69.0	75.3
	Faribault	149	1 in 60 miles and 75 mins	0	149	100.0	0	0.0	38.2	41.6
	Hennepin	5,023	1 in 10 miles and 20 mins	97	4,747	94.5	276	5.5	4.1	6.3
	Hubbard	109	1 in 60 miles and 75 mins	0	0	0.0	109	100.0	91.6	99.9
	Isanti	232	1 in 45 miles and 60 mins	0	232	100.0	0	0.0	18.8	20.6
	Itasca	858	1 in 60 miles and 75 mins	0	13	1.5	845	98.5	81.4	91.7
	Jackson	109	1 in 60 miles and 75 mins	0	2	1.8	107	98.2	71.8	79.5
	Kanabec	351	1 in 60 miles and 75 mins	0	351	100.0	0	0.0	33.3	36.3
	Kandiyohi	233	1 in 45 miles and 60 mins	0	35	15.0	198	85.0	54.2	59.1
	Lac qui Parle	266	1 in 100 miles and 110 m...	0	40	15.0	226	85.0	102.8	113.8
	Le Sueur	138	1 in 45 miles and 60 mins	0	138	100.0	0	0.0	20.5	22.4
	Marshall	376	1 in 100 miles and 110 m...	0	148	39.4	228	60.6	103.8	113.2
	Martin	195	1 in 60 miles and 75 mins	0	162	83.1	33	16.9	52.6	57.4
	McLeod	189	1 in 45 miles and 60 mins	0	144	76.2	45	23.8	38.5	42.3
	Mille Lacs	148	1 in 60 miles and 75 mins	0	148	100.0	0	0.0	20.7	22.6
	Morrison	187	1 in 60 miles and 75 mins	0	182	97.3	5	2.7	38.4	41.9
	Nicollet	162	1 in 45 miles and 60 mins	0	160	98.8	2	1.2	14.2	15.4
	Norman	281	1 in 100 miles and 110 m...	0	281	100.0	0	0.0	38.2	41.6
	Olmsted	716	1 in 30 miles and 45 mins	85	716	100.0	0	0.0	4.2	4.8
	Otter Tail	298	1 in 45 miles and 60 mins	0	9	3.0	289	97.0	67.1	73.1
	Pine	293	1 in 60 miles and 75 mins	0	254	86.7	39	13.3	49.5	54.0
	Polk	151	1 in 60 miles and 75 mins	0	20	13.2	131	86.8	70.5	76.9
	Pope	451	1 in 60 miles and 75 mins	0	233	51.7	218	48.3	61.6	67.1
	Ramsey	2,547	1 in 10 miles and 20 mins	25	2,547	100.0	0	0.0	3.4	5.4
	Renville	156	1 in 60 miles and 75 mins	0	41	26.3	115	73.7	67.7	73.8
	Rice	319	1 in 30 miles and 45 mins	2	319	100.0	0	0.0	9.9	10.8
	Roseau	343	1 in 100 miles and 110 m...	0	0	0.0	343	100.0	145.0	158.1
	Scott	612	1 in 30 miles and 45 mins	1	612	100.0	0	0.0	8.3	9.4

Access Detail By County

Created by...
Medica

Access Analysis
Colon and Rectal
Enrollee / Provider Groups
National Proxy Census (Medica
Symphony, Solo, Encore, and Direct
MNN020)
Medica Symphony, Solo, Encore,
and Direct MNN020 Colon and
Rectal (Medica Regional Service
Area)

¹ Access Standard Criteria Abbreviations:
L: Large Metro
M: Metro
I: Micro
R: Rural
C: CEAC

[illegible]

Dental Providers - Pediatric/Medica Symphony, Solo, Encore, and Direct/MNN020

Pediatric dental benefits are not offered by
Medica Insurance Company for
Medica Symphony, Solo, Encore and Direct – MNN020

Dermatology/Medica Medica Symphony, Solo, Encore, and Direct/MNN020

August 14, 2025

Created by...
Medica

Medica Symphony, Solo, Encore, and Direct MNN020 Dermatology

544 providers at 324 locations

■ All providers

Dermatology

Employee Group

National Proxy Census (Medica Symphony, Solo, Encore, and Direct MNN020)

Provider Group

Medica Symphony, Solo, Encore, and Direct MNN020 Dermatology (Medica Regional Service Area)

26,479 enrollee locations

◆ With access (26,382)

● Without access (97)

The Access Standard is defined as (National Proxy Census (Medica Symphony, Solo, Encore, and Direct MNN020)) enrollees accessing in:

Large Metro areas...

1 (Medica Symphony, Solo, Encore, and Direct MNN020 Dermatology (Medica Regional Service Area)) provider in 10 miles and 20 minutes

Metro areas...

1 (Medica Symphony, Solo, Encore, and Direct MNN020 Dermatology (Medica Regional Service Area)) provider in 30 miles and 45 minutes

Micro areas...

1 (Medica Symphony, Solo, Encore, and Direct MNN020 Dermatology (Medica Regional Service Area)) provider in 45 miles and 60 minutes

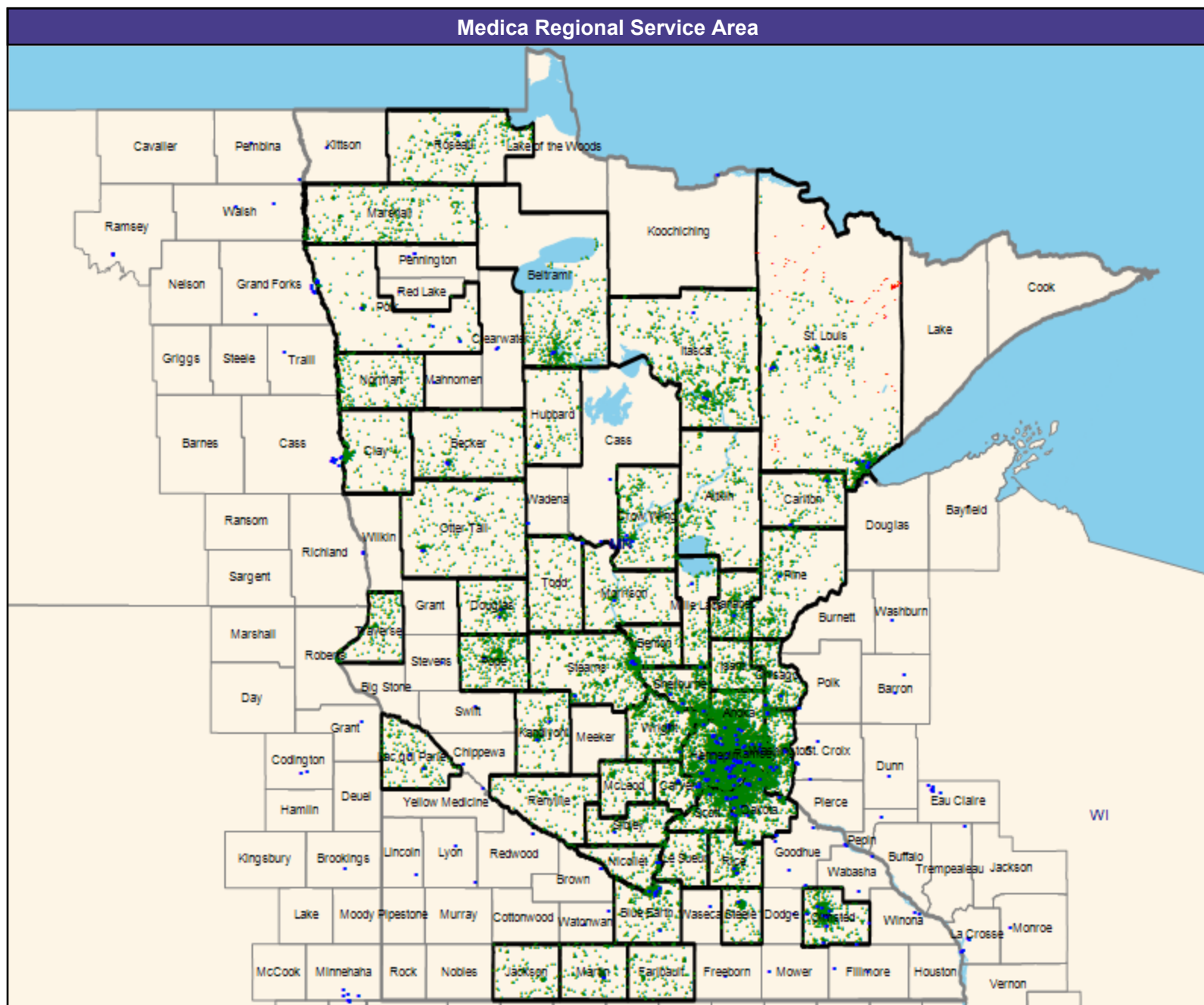
Rural areas...

1 (Medica Symphony, Solo, Encore, and Direct MNN020 Dermatology (Medica Regional Service Area)) provider in 60 miles and 75 minutes

CEAC areas...

1 (Medica Symphony, Solo, Encore, and Direct MNN020 Dermatology (Medica Regional Service Area)) provider in 100 miles and 110 minutes

Service Areas



Access Detail By County

August 14, 2025

Created by...
Medica

Access Analysis

Dermatology

Enrollee / Provider Groups

National Proxy Census (Medica
Symphony, Solo, Encore, and Direct
MNN020)Medica Symphony, Solo, Encore,
and Direct MNN020 Dermatology
(Medica Regional Service Area)¹ Access Standard Criteria Abbreviations:

L: Large Metro

M: Metro

I: Micro

R: Rural

C: CEAC

All Enrollees										
State Name	County	Enrollee	Provider	Counts	With Access		Without Access		Average Distance	Average Time
		#	Standard ¹	#	#	%	#	%	1	1
Minnesota	Aitkin	284	1 in 100 miles and 110 m...	0	284	100.0	0	0.0	29.2	31.8
	Anoka	1,761	1 in 30 miles and 45 mins	38	1,761	100.0	0	0.0	4.7	5.9
	Becker	181	1 in 60 miles and 75 mins	8	181	100.0	0	0.0	10.4	11.4
	Beltrami	448	1 in 60 miles and 75 mins	22	448	100.0	0	0.0	13.1	14.3
	Benton	242	1 in 45 miles and 60 mins	0	242	100.0	0	0.0	8.7	9.5
	Blue Earth	348	1 in 45 miles and 60 mins	25	348	100.0	0	0.0	4.8	5.2
	Carlton	177	1 in 60 miles and 75 mins	3	177	100.0	0	0.0	6.7	7.3
	Carver	400	1 in 30 miles and 45 mins	21	400	100.0	0	0.0	4.6	5.1
	Chisago	270	1 in 30 miles and 45 mins	4	270	100.0	0	0.0	10.7	11.6
	Clay	328	1 in 45 miles and 60 mins	0	328	100.0	0	0.0	10.1	12.8
	Crow Wing	344	1 in 45 miles and 60 mins	24	344	100.0	0	0.0	11.4	12.3
	Dakota	1,846	1 in 30 miles and 45 mins	112	1,846	100.0	0	0.0	3.1	3.8
	Douglas	187	1 in 45 miles and 60 mins	6	187	100.0	0	0.0	6.9	7.5
	Faribault	149	1 in 60 miles and 75 mins	0	149	100.0	0	0.0	19.6	21.3
	Hennepin	5,023	1 in 10 miles and 20 mins	463	5,023	100.0	0	0.0	2.1	3.2
	Hubbard	109	1 in 60 miles and 75 mins	1	109	100.0	0	0.0	12.3	13.4
	Isanti	232	1 in 45 miles and 60 mins	0	232	100.0	0	0.0	16.2	17.7
	Itasca	858	1 in 60 miles and 75 mins	15	858	100.0	0	0.0	12.6	13.7
	Jackson	109	1 in 60 miles and 75 mins	0	109	100.0	0	0.0	21.0	22.9
	Kanabec	351	1 in 60 miles and 75 mins	1	351	100.0	0	0.0	6.4	7.0
	Kandiyohi	233	1 in 45 miles and 60 mins	11	233	100.0	0	0.0	5.8	6.3
	Lac qui Parle	266	1 in 100 miles and 110 m...	3	266	100.0	0	0.0	6.2	6.7
	Le Sueur	138	1 in 45 miles and 60 mins	0	138	100.0	0	0.0	9.5	10.3
	Marshall	376	1 in 100 miles and 110 m...	0	376	100.0	0	0.0	24.3	26.4
	Martin	195	1 in 60 miles and 75 mins	4	195	100.0	0	0.0	7.7	8.3
	McLeod	189	1 in 45 miles and 60 mins	0	189	100.0	0	0.0	21.3	23.2
	Mille Lacs	148	1 in 60 miles and 75 mins	1	148	100.0	0	0.0	9.7	10.6
	Morrison	187	1 in 60 miles and 75 mins	3	187	100.0	0	0.0	9.4	10.3
	Nicollet	162	1 in 45 miles and 60 mins	10	162	100.0	0	0.0	4.7	5.1
	Norman	281	1 in 100 miles and 110 m...	0	281	100.0	0	0.0	22.2	25.1
	Olmsted	716	1 in 30 miles and 45 mins	186	716	100.0	0	0.0	2.4	2.8
	Otter Tail	298	1 in 45 miles and 60 mins	5	298	100.0	0	0.0	11.5	12.5
	Pine	293	1 in 60 miles and 75 mins	1	293	100.0	0	0.0	13.0	14.2
	Polk	151	1 in 60 miles and 75 mins	17	151	100.0	0	0.0	6.5	7.0
	Pope	451	1 in 60 miles and 75 mins	2	451	100.0	0	0.0	10.0	10.9
	Ramsey	2,547	1 in 10 miles and 20 mins	110	2,547	100.0	0	0.0	2.2	3.6
	Renville	156	1 in 60 miles and 75 mins	0	156	100.0	0	0.0	19.1	20.8
	Rice	319	1 in 30 miles and 45 mins	21	319	100.0	0	0.0	5.1	5.5
	Roseau	343	1 in 100 miles and 110 m...	4	343	100.0	0	0.0	15.5	16.9
	Scott	612	1 in 30 miles and 45 mins	9	612	100.0	0	0.0	4.7	5.2

Access Detail By County

Created by...
Medica

1 Access Standard Criteria Abbreviations:
L: Large Metro
M: Metro
I: Micro
R: Rural
C: CEAC

[illegible]

Emergency Medicine/Medica Symphony, Solo, Encore, and Direct/MNN020

August 14, 2025

Created by...
Medica

Medica Symphony, Solo, Encore, and Direct MNN020 Emergency Medicine

7,799 providers at 203 locations

■ All providers

Emergency Medicine

Employee Group

National Proxy Census (Medica Symphony, Solo, Encore, and Direct MNN020)

Provider Group

Medica Symphony, Solo, Encore, and Direct MNN020 Emergency Medicine (Medica Regional Service Area)

26,479 enrollee locations

◆ With access (26,269)

● Without access (210)

The Access Standard is defined as (National Proxy Census (Medica Symphony, Solo, Encore, and Direct MNN020)) enrollees accessing in:

Large Metro areas...

1 (Medica Symphony, Solo, Encore, and Direct MNN020 Emergency Medicine (Medica Regional Service Area)) provider in 10 miles and 20 minutes

Metro areas...

1 (Medica Symphony, Solo, Encore, and Direct MNN020 Emergency Medicine (Medica Regional Service Area)) provider in 30 miles and 45 minutes

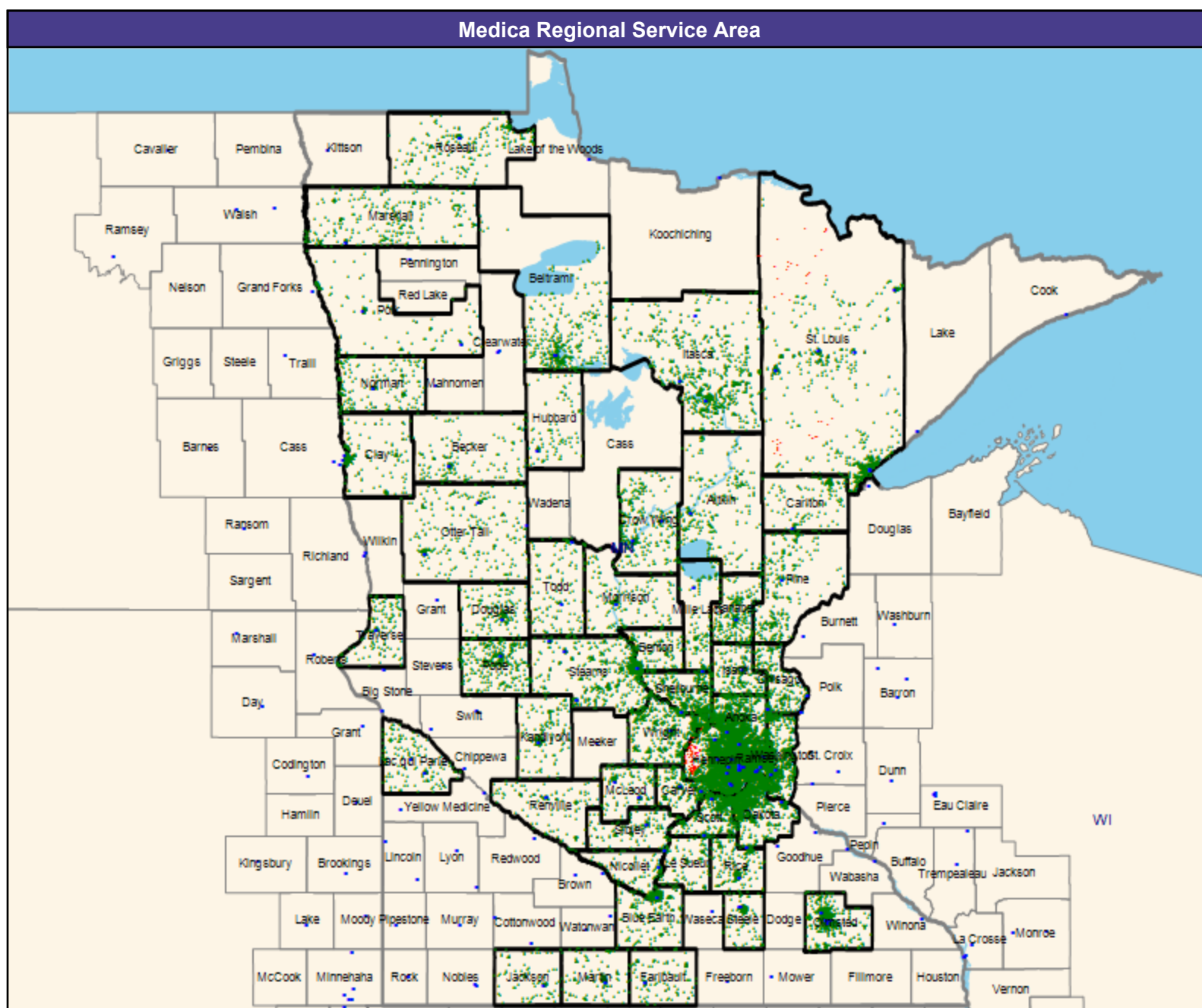
Micro areas...

1 (Medica Symphony, Solo, Encore, and Direct MNN020 Emergency Medicine (Medica Regional Service Area)) provider in 60 miles and 80 minutes

Rural areas...

1 (Medica Symphony, Solo, Encore, and Direct MNN020 Emergency Medicine (Medica Regional Service Area)) provider in 60 miles and 75 minutes

CEAC areas...



Access Detail By County

August 14, 2025

Created by...
Medica

Access Analysis
Emergency Medicine

Enrollee / Provider Groups
National Proxy Census (Medica
Symphony, Solo, Encore, and Direct
MNN020)
Medica Symphony, Solo, Encore,
and Direct MNN020 Emergency
Medicine (Medica Regional Service
Area)

¹ Access Standard Criteria Abbreviations:

L: Large Metro
M: Metro
I: Micro
R: Rural
C: CEAC

All Enrollees										
State Name	County	Enrollee	Provider	Counts	With Access		Without Access		Average Distance	Average Time
		#	Standard ¹	#	#	%	#	%	1	1
Minnesota	Aitkin	284	1 in 100 miles and 110 m...	42	284	100.0	0	0.0	16.4	17.8
	Anoka	1,761	1 in 30 miles and 45 mins	13	1,761	100.0	0	0.0	6.5	8.6
	Becker	181	1 in 60 miles and 75 mins	63	181	100.0	0	0.0	10.6	11.5
	Beltrami	448	1 in 60 miles and 75 mins	117	448	100.0	0	0.0	13.0	14.2
	Benton	242	1 in 60 miles and 80 mins	0	242	100.0	0	0.0	9.1	10.7
	Blue Earth	348	1 in 60 miles and 80 mins	140	348	100.0	0	0.0	6.9	7.5
	Carlton	177	1 in 60 miles and 75 mins	81	177	100.0	0	0.0	15.5	16.9
	Carver	400	1 in 30 miles and 45 mins	117	400	100.0	0	0.0	5.7	6.3
	Chisago	270	1 in 30 miles and 45 mins	46	270	100.0	0	0.0	10.2	11.1
	Clay	328	1 in 60 miles and 80 mins	0	328	100.0	0	0.0	9.4	10.7
	Crow Wing	344	1 in 60 miles and 80 mins	108	344	100.0	0	0.0	10.5	11.4
	Dakota	1,846	1 in 30 miles and 45 mins	131	1,846	100.0	0	0.0	9.8	12.6
	Douglas	187	1 in 60 miles and 80 mins	48	187	100.0	0	0.0	7.6	8.2
	Faribault	149	1 in 60 miles and 75 mins	66	149	100.0	0	0.0	12.2	13.3
	Hennepin	5,023	1 in 10 miles and 20 mins	1,131	4,857	96.7	166	3.3	3.9	5.8
	Hubbard	109	1 in 60 miles and 75 mins	70	109	100.0	0	0.0	12.7	13.8
	Isanti	232	1 in 60 miles and 80 mins	14	232	100.0	0	0.0	7.3	7.9
	Itasca	858	1 in 60 miles and 75 mins	162	858	100.0	0	0.0	11.4	12.4
	Jackson	109	1 in 60 miles and 75 mins	9	109	100.0	0	0.0	8.5	9.2
	Kanabec	351	1 in 60 miles and 75 mins	116	351	100.0	0	0.0	6.4	7.0
	Kandiyohi	233	1 in 60 miles and 80 mins	90	233	100.0	0	0.0	7.3	7.9
	Lac qui Parle	266	1 in 100 miles and 110 m...	37	266	100.0	0	0.0	5.9	6.4
	Le Sueur	138	1 in 60 miles and 80 mins	138	138	100.0	0	0.0	8.5	9.2
	Marshall	376	1 in 100 miles and 110 m...	2	376	100.0	0	0.0	17.6	19.1
	Martin	195	1 in 60 miles and 75 mins	118	195	100.0	0	0.0	7.6	8.2
	McLeod	189	1 in 60 miles and 80 mins	93	189	100.0	0	0.0	6.0	6.5
	Mille Lacs	148	1 in 60 miles and 75 mins	19	148	100.0	0	0.0	9.7	10.6
	Morrison	187	1 in 60 miles and 75 mins	39	187	100.0	0	0.0	10.3	11.2
	Nicollet	162	1 in 60 miles and 80 mins	34	162	100.0	0	0.0	5.7	6.1
	Norman	281	1 in 100 miles and 110 m...	21	281	100.0	0	0.0	12.1	13.1
	Olmsted	716	1 in 30 miles and 45 mins	2,920	716	100.0	0	0.0	4.6	5.2
	Otter Tail	298	1 in 60 miles and 80 mins	223	298	100.0	0	0.0	11.4	12.4
	Pine	293	1 in 60 miles and 75 mins	78	293	100.0	0	0.0	11.7	12.7
	Polk	151	1 in 60 miles and 75 mins	64	151	100.0	0	0.0	9.9	10.8
	Pope	451	1 in 60 miles and 75 mins	46	451	100.0	0	0.0	8.1	8.8
	Ramsey	2,547	1 in 10 miles and 20 mins	546	2,547	100.0	0	0.0	3.3	5.4
	Renville	156	1 in 60 miles and 75 mins	55	156	100.0	0	0.0	9.9	10.7
	Rice	319	1 in 30 miles and 45 mins	99	319	100.0	0	0.0	5.5	5.9
	Roseau	343	1 in 100 miles and 110 m...	74	343	100.0	0	0.0	15.5	16.8
	Scott	612	1 in 30 miles and 45 mins	128	612	100.0	0	0.0	7.3	8.2

Access Detail By County

Created by...
Medica

Access Analysis
Emergency Medicine
Enrollee / Provider Groups
National Proxy Census (Medica
Symphony, Solo, Encore, and Direct
MNN020)
Medica Symphony, Solo, Encore,
and Direct MNN020 Emergency
Medicine (Medica Regional Service
Area)

¹ Access Standard Criteria Abbreviations:
L: Large Metro
M: Metro
I: Micro
R: Rural
C: CEAC

[illegible]

Endocrinology/Medica Symphony, Solo, Encore, and Direct/MNN020

August 14, 2025

Created by...
Medica

Medica Symphony, Solo, Encore, and Direct MNN020 Endocrinology

278 providers at 208 locations

■ All providers

Endocrinology

Employee Group

National Proxy Census (Medica Symphony, Solo, Encore, and Direct MNN020)

Provider Group

Medica Symphony, Solo, Encore, and Direct MNN020 Endocrinology (Medica Regional Service Area)

26,479 enrollee locations

◆ With access (26,461)

● Without access (18)

The Access Standard is defined as (National Proxy Census (Medica Symphony, Solo, Encore, and Direct MNN020)) enrollees accessing in:

Large Metro areas...

1 (Medica Symphony, Solo, Encore, and Direct MNN020 Endocrinology (Medica Regional Service Area)) provider in 15 miles and 30 minutes

Metro areas...

1 (Medica Symphony, Solo, Encore, and Direct MNN020 Endocrinology (Medica Regional Service Area)) provider in 40 miles and 60 minutes

Micro areas...

1 (Medica Symphony, Solo, Encore, and Direct MNN020 Endocrinology (Medica Regional Service Area)) provider in 75 miles and 100 minutes

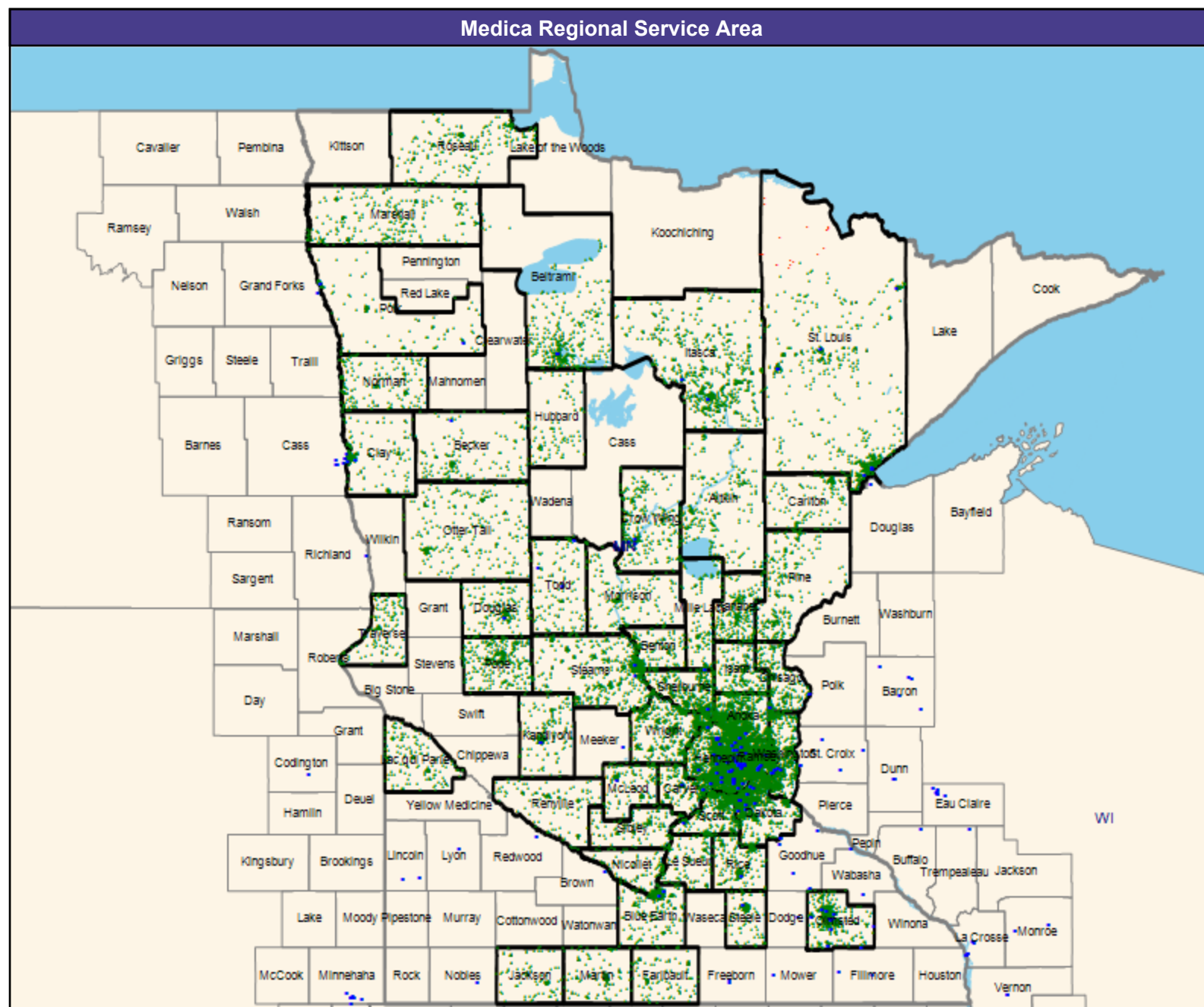
Rural areas...

1 (Medica Symphony, Solo, Encore, and Direct MNN020 Endocrinology (Medica Regional Service Area)) provider in 90 miles and 110 minutes

CEAC areas...

1 (Medica Symphony, Solo, Encore, and Direct MNN020 Endocrinology (Medica Regional Service Area)) provider in 130 miles and 145 minutes

Service Areas



Access Detail By County

August 14, 2025

Created by...
Medica

Access Analysis
Endocrinology

Enrollee / Provider Groups
National Proxy Census (Medica
Symphony, Solo, Encore, and Direct
MNN020)
Medica Symphony, Solo, Encore,
and Direct MNN020 Endocrinology
(Medica Regional Service Area)

¹ Access Standard Criteria Abbreviations:

L: Large Metro
M: Metro
I: Micro
R: Rural
C: CEAC

All Enrollees										
State Name	County	Enrollee	Provider	Counts	With Access		Without Access		Average Distance	Average Time
		#	Standard ¹	#	#	%	#	%	1	1
Minnesota	Aitkin	284	1 in 130 miles and 145 m...	0	284	100.0	0	0.0	35.1	38.3
	Anoka	1,761	1 in 40 miles and 60 mins	5	1,761	100.0	0	0.0	6.2	7.5
	Becker	181	1 in 90 miles and 110 mins	1	181	100.0	0	0.0	23.5	25.6
	Beltrami	448	1 in 90 miles and 110 mins	4	448	100.0	0	0.0	13.5	14.7
	Benton	242	1 in 75 miles and 100 mins	0	242	100.0	0	0.0	9.9	11.5
	Blue Earth	348	1 in 75 miles and 100 mins	4	348	100.0	0	0.0	7.6	8.3
	Carlton	177	1 in 90 miles and 110 mins	0	177	100.0	0	0.0	24.2	27.2
	Carver	400	1 in 40 miles and 60 mins	4	400	100.0	0	0.0	5.1	5.6
	Chisago	270	1 in 40 miles and 60 mins	1	270	100.0	0	0.0	13.0	14.1
	Clay	328	1 in 75 miles and 100 mins	3	328	100.0	0	0.0	8.3	9.0
	Crow Wing	344	1 in 75 miles and 100 mins	5	344	100.0	0	0.0	13.3	14.5
	Dakota	1,846	1 in 40 miles and 60 mins	22	1,846	100.0	0	0.0	4.2	5.1
	Douglas	187	1 in 75 miles and 100 mins	1	187	100.0	0	0.0	8.0	8.6
	Faribault	149	1 in 90 miles and 110 mins	0	149	100.0	0	0.0	30.3	33.1
	Hennepin	5,023	1 in 15 miles and 30 mins	299	5,023	100.0	0	0.0	2.2	3.5
	Hubbard	109	1 in 90 miles and 110 mins	0	109	100.0	0	0.0	32.5	35.4
	Isanti	232	1 in 75 miles and 100 mins	0	232	100.0	0	0.0	17.3	18.8
	Itasca	858	1 in 90 miles and 110 mins	6	858	100.0	0	0.0	13.4	14.6
	Jackson	109	1 in 90 miles and 110 mins	0	109	100.0	0	0.0	28.3	30.8
	Kanabec	351	1 in 90 miles and 110 mins	0	351	100.0	0	0.0	33.3	36.3
	Kandiyohi	233	1 in 75 miles and 100 mins	2	233	100.0	0	0.0	8.6	9.3
	Lac qui Parle	266	1 in 130 miles and 145 m...	0	266	100.0	0	0.0	42.9	46.7
	Le Sueur	138	1 in 75 miles and 100 mins	0	138	100.0	0	0.0	15.9	17.3
	Marshall	376	1 in 130 miles and 145 m...	0	376	100.0	0	0.0	42.4	46.2
	Martin	195	1 in 90 miles and 110 mins	0	195	100.0	0	0.0	45.3	49.4
	McLeod	189	1 in 75 miles and 100 mins	3	189	100.0	0	0.0	10.3	11.2
	Mille Lacs	148	1 in 90 miles and 110 mins	0	148	100.0	0	0.0	19.0	20.7
	Morrison	187	1 in 90 miles and 110 mins	0	187	100.0	0	0.0	23.7	26.2
	Nicollet	162	1 in 75 miles and 100 mins	0	162	100.0	0	0.0	9.0	9.7
	Norman	281	1 in 130 miles and 145 m...	0	281	100.0	0	0.0	30.7	33.5
	Olmsted	716	1 in 40 miles and 60 mins	216	716	100.0	0	0.0	2.6	2.9
	Otter Tail	298	1 in 75 miles and 100 mins	0	298	100.0	0	0.0	31.4	34.2
	Pine	293	1 in 90 miles and 110 mins	0	293	100.0	0	0.0	44.6	48.6
	Polk	151	1 in 90 miles and 110 mins	3	151	100.0	0	0.0	16.4	17.8
	Pope	451	1 in 90 miles and 110 mins	0	451	100.0	0	0.0	21.6	23.5
	Ramsey	2,547	1 in 15 miles and 30 mins	32	2,547	100.0	0	0.0	3.1	5.0
	Renville	156	1 in 90 miles and 110 mins	0	156	100.0	0	0.0	20.0	21.7
	Rice	319	1 in 40 miles and 60 mins	3	319	100.0	0	0.0	9.4	10.2
	Roseau	343	1 in 130 miles and 145 m...	0	343	100.0	0	0.0	86.5	94.3
	Scott	612	1 in 40 miles and 60 mins	1	612	100.0	0	0.0	7.1	8.1

Access Detail By County

Created by...
Medica

1 Access Standard Criteria Abbreviations:
L: Large Metro
M: Metro
I: Micro
R: Rural
C: CEAC

[illegible]

ENT/Otolaryngology/Medica Symphony, Solo, Encore, and Direct/MNN020

August 14, 2025

Created by...
Medica

Medica Symphony, Solo, Encore, and
Direct MNN020 ENT/Otolaryngology

409 providers at 279 locations

■ All providers

ENT/Otolaryngology

Employee Group

National Proxy Census (Medica
Symphony, Solo, Encore, and Direct
MNN020)

Provider Group

Medica Symphony, Solo, Encore, and
Direct MNN020 ENT/Otolaryngology
(Medica Regional Service Area)

26,479 enrollee locations

◆ With access (26,329)

● Without access (150)

The Access Standard is defined as
(National Proxy Census (Medica
Symphony, Solo, Encore, and Direct
MNN020)) enrollees accessing in:

Large Metro areas...

1 (Medica Symphony, Solo, Encore,
and Direct MNN020
ENT/Otolaryngology (Medica
Regional Service Area)) provider in
15 miles and 30 minutes

Metro areas...

1 (Medica Symphony, Solo, Encore,
and Direct MNN020
ENT/Otolaryngology (Medica
Regional Service Area)) provider in
30 miles and 45 minutes

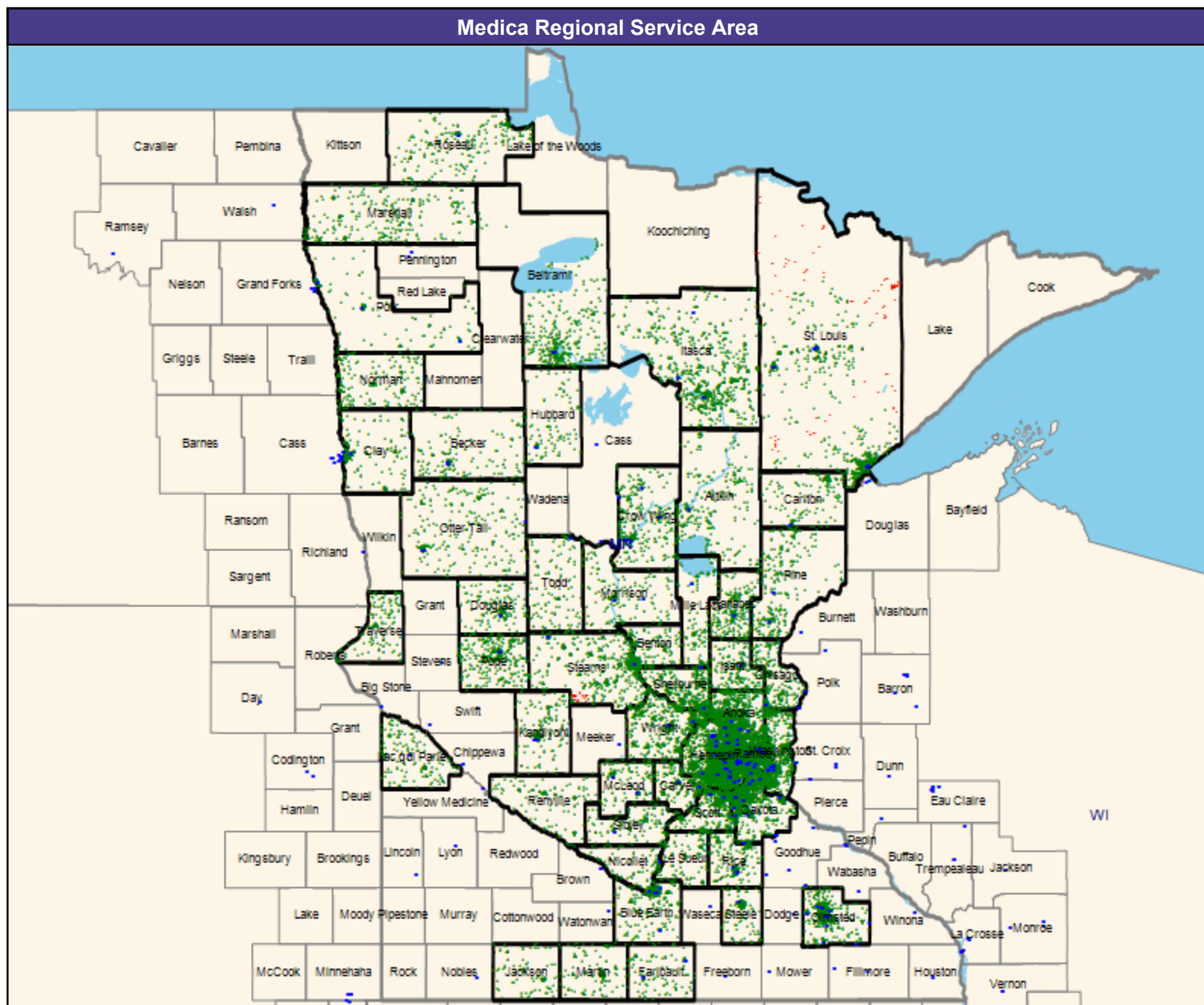
Micro areas...

1 (Medica Symphony, Solo, Encore,
and Direct MNN020
ENT/Otolaryngology (Medica
Regional Service Area)) provider in
60 miles and 80 minutes

Rural areas...

1 (Medica Symphony, Solo, Encore,
and Direct MNN020
ENT/Otolaryngology (Medica
Regional Service Area)) provider in
75 miles and 90 minutes

CEAC areas...



Access Detail By County

August 14, 2025

Created by...
Medica

Access Analysis

ENT/Otolaryngology

Enrollee / Provider Groups

National Proxy Census (Medica
Symphony, Solo, Encore, and Direct
MNN020)Medica Symphony, Solo, Encore,
and Direct MNN020
ENT/Otolaryngology (Medica
Regional Service Area)¹ Access Standard Criteria Abbreviations:

L: Large Metro

M: Metro

I: Micro

R: Rural

C: CEAC

All Enrollees										
State Name	County	Enrollee	Provider	Counts	With Access		Without Access		Average Distance	Average Time
		#	Standard ¹	#	#	%	#	%	1	1
Minnesota	Aitkin	284	1 in 110 miles and 125 m...	2	284	100.0	0	0.0	16.6	18.0
	Anoka	1,761	1 in 30 miles and 45 mins	45	1,761	100.0	0	0.0	4.2	5.2
	Becker	181	1 in 75 miles and 90 mins	6	181	100.0	0	0.0	10.9	11.8
	Beltrami	448	1 in 75 miles and 90 mins	18	448	100.0	0	0.0	13.3	14.4
	Benton	242	1 in 60 miles and 80 mins	0	242	100.0	0	0.0	8.9	10.3
	Blue Earth	348	1 in 60 miles and 80 mins	22	348	100.0	0	0.0	4.9	5.4
	Carlton	177	1 in 75 miles and 90 mins	1	177	100.0	0	0.0	15.5	16.9
	Carver	400	1 in 30 miles and 45 mins	8	400	100.0	0	0.0	5.2	5.8
	Chisago	270	1 in 30 miles and 45 mins	5	270	100.0	0	0.0	9.5	10.4
	Clay	328	1 in 60 miles and 80 mins	1	328	100.0	0	0.0	8.6	10.1
	Crow Wing	344	1 in 60 miles and 80 mins	14	344	100.0	0	0.0	6.0	6.5
	Dakota	1,846	1 in 30 miles and 45 mins	94	1,846	100.0	0	0.0	2.9	3.8
	Douglas	187	1 in 60 miles and 80 mins	4	187	100.0	0	0.0	8.1	8.8
	Faribault	149	1 in 75 miles and 90 mins	5	149	100.0	0	0.0	7.2	7.8
	Hennepin	5,023	1 in 15 miles and 30 mins	317	5,023	100.0	0	0.0	2.7	4.1
	Hubbard	109	1 in 75 miles and 90 mins	5	109	100.0	0	0.0	11.8	12.9
	Isanti	232	1 in 60 miles and 80 mins	2	232	100.0	0	0.0	7.2	7.9
	Itasca	858	1 in 75 miles and 90 mins	6	858	100.0	0	0.0	11.4	12.3
	Jackson	109	1 in 75 miles and 90 mins	0	109	100.0	0	0.0	27.3	29.7
	Kanabec	351	1 in 75 miles and 90 mins	2	351	100.0	0	0.0	6.3	6.9
	Kandiyohi	233	1 in 60 miles and 80 mins	7	233	100.0	0	0.0	8.4	9.1
	Lac qui Parle	266	1 in 110 miles and 125 m...	2	266	100.0	0	0.0	8.9	9.7
	Le Sueur	138	1 in 60 miles and 80 mins	0	138	100.0	0	0.0	14.0	15.2
	Marshall	376	1 in 110 miles and 125 m...	0	376	100.0	0	0.0	24.9	27.1
	Martin	195	1 in 75 miles and 90 mins	0	195	100.0	0	0.0	22.5	24.5
	McLeod	189	1 in 60 miles and 80 mins	3	189	100.0	0	0.0	5.9	6.4
	Mille Lacs	148	1 in 75 miles and 90 mins	1	148	100.0	0	0.0	9.7	10.6
	Morrison	187	1 in 75 miles and 90 mins	3	187	100.0	0	0.0	8.0	8.7
	Nicollet	162	1 in 60 miles and 80 mins	2	162	100.0	0	0.0	5.0	5.4
	Norman	281	1 in 110 miles and 125 m...	0	281	100.0	0	0.0	31.6	34.7
	Olmsted	716	1 in 30 miles and 45 mins	137	716	100.0	0	0.0	2.6	2.9
	Otter Tail	298	1 in 60 miles and 80 mins	10	298	100.0	0	0.0	15.1	16.4
	Pine	293	1 in 75 miles and 90 mins	4	293	100.0	0	0.0	9.1	9.9
	Polk	151	1 in 75 miles and 90 mins	5	151	100.0	0	0.0	9.5	10.4
	Pope	451	1 in 75 miles and 90 mins	4	451	100.0	0	0.0	8.4	9.1
	Ramsey	2,547	1 in 15 miles and 30 mins	76	2,547	100.0	0	0.0	2.3	3.7
	Renville	156	1 in 75 miles and 90 mins	0	156	100.0	0	0.0	21.7	23.6
	Rice	319	1 in 30 miles and 45 mins	8	319	100.0	0	0.0	5.2	5.6
	Roseau	343	1 in 110 miles and 125 m...	2	343	100.0	0	0.0	15.5	16.9
	Scott	612	1 in 30 miles and 45 mins	6	612	100.0	0	0.0	6.0	6.7

Gastroenterology/Medica Symphony, Solo, Encore, and Direct/MNN020

August 14, 2025

Created by...
Medica

Medica Symphony, Solo, Encore, and
Direct MNN020 Gastroenterology

660 providers at 196 locations

■ All providers

Gastroenterology

Employee Group

National Proxy Census (Medica
Symphony, Solo, Encore, and Direct
MNN020)

Provider Group

Medica Symphony, Solo, Encore, and
Direct MNN020 Gastroenterology
(Medica Regional Service Area)

26,479 enrollee locations

◆ With access (26,253)

● Without access (226)

The Access Standard is defined as
(National Proxy Census (Medica
Symphony, Solo, Encore, and Direct
MNN020)) enrollees accessing in:

Large Metro areas...

1 (Medica Symphony, Solo, Encore,
and Direct MNN020 Gastroenterology
(Medica Regional Service Area))
provider in 10 miles and 20 minutes

Metro areas...

1 (Medica Symphony, Solo, Encore,
and Direct MNN020 Gastroenterology
(Medica Regional Service Area))
provider in 30 miles and 45 minutes

Micro areas...

1 (Medica Symphony, Solo, Encore,
and Direct MNN020 Gastroenterology
(Medica Regional Service Area))
provider in 45 miles and 60 minutes

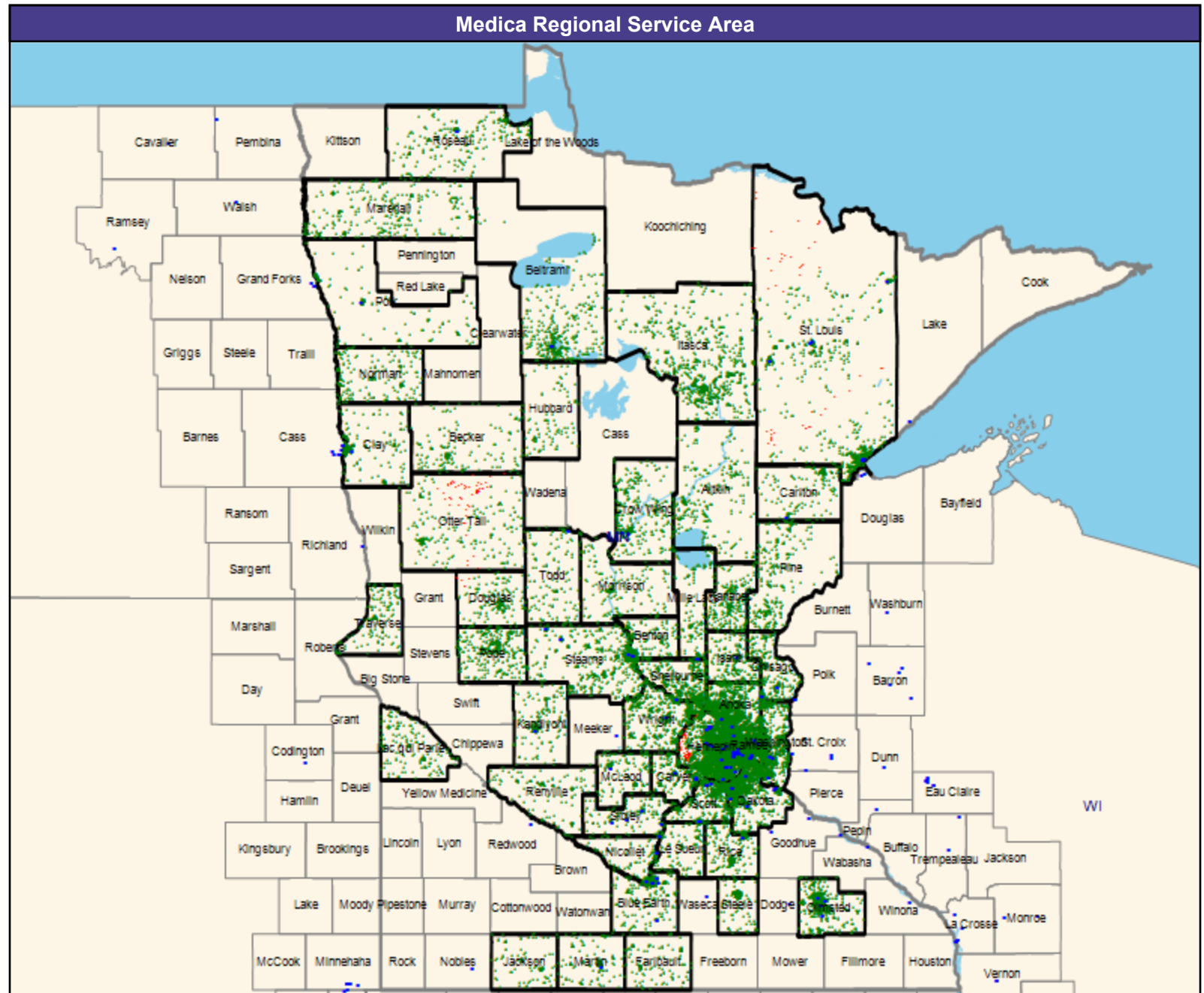
Rural areas...

1 (Medica Symphony, Solo, Encore,
and Direct MNN020 Gastroenterology
(Medica Regional Service Area))
provider in 60 miles and 75 minutes

CEAC areas...

1 (Medica Symphony, Solo, Encore,
and Direct MNN020 Gastroenterology
(Medica Regional Service Area))
provider in 100 miles and 110
minutes

Service Areas



Access Detail By County

August 14, 2025

Created by...
MedicaAccess Analysis
GastroenterologyEnrollee / Provider Groups
National Proxy Census (Medica
Symphony, Solo, Encore, and Direct
MNN020)
Medica Symphony, Solo, Encore,
and Direct MNN020
Gastroenterology (Medica Regional
Service Area)¹ Access Standard Criteria Abbreviations:L: Large Metro
M: Metro
I: Micro
R: Rural
C: CEAC

All Enrollees										
State Name	County	Enrollee	Provider	Counts	With Access		Without Access		Average Distance	Average Time
		#	Standard ¹	#	#	%	#	%	1	1
Minnesota	Aitkin	284	1 in 100 miles and 110 m...	0	284	100.0	0	0.0	35.4	38.6
	Anoka	1,761	1 in 30 miles and 45 mins	132	1,761	100.0	0	0.0	5.9	7.5
	Becker	181	1 in 60 miles and 75 mins	0	181	100.0	0	0.0	43.5	47.5
	Beltrami	448	1 in 60 miles and 75 mins	6	448	100.0	0	0.0	13.4	14.6
	Benton	242	1 in 45 miles and 60 mins	0	242	100.0	0	0.0	8.9	10.5
	Blue Earth	348	1 in 45 miles and 60 mins	34	348	100.0	0	0.0	5.1	5.5
	Carlton	177	1 in 60 miles and 75 mins	2	177	100.0	0	0.0	15.5	16.9
	Carver	400	1 in 30 miles and 45 mins	23	400	100.0	0	0.0	5.5	6.1
	Chisago	270	1 in 30 miles and 45 mins	3	270	100.0	0	0.0	9.0	9.8
	Clay	328	1 in 45 miles and 60 mins	1	328	100.0	0	0.0	8.8	9.7
	Crow Wing	344	1 in 45 miles and 60 mins	9	344	100.0	0	0.0	14.2	15.5
	Dakota	1,846	1 in 30 miles and 45 mins	191	1,846	100.0	0	0.0	4.2	5.4
	Douglas	187	1 in 45 miles and 60 mins	0	181	96.8	6	3.2	30.1	32.8
	Faribault	149	1 in 60 miles and 75 mins	0	149	100.0	0	0.0	21.3	23.2
	Hennepin	5,023	1 in 10 miles and 20 mins	742	4,918	97.9	105	2.1	3.4	5.0
	Hubbard	109	1 in 60 miles and 75 mins	0	109	100.0	0	0.0	32.7	35.6
	Isanti	232	1 in 45 miles and 60 mins	1	232	100.0	0	0.0	7.3	7.9
	Itasca	858	1 in 60 miles and 75 mins	0	858	100.0	0	0.0	34.8	37.9
	Jackson	109	1 in 60 miles and 75 mins	0	109	100.0	0	0.0	25.6	27.8
	Kanabec	351	1 in 60 miles and 75 mins	0	351	100.0	0	0.0	24.3	26.5
	Kandiyohi	233	1 in 45 miles and 60 mins	1	233	100.0	0	0.0	8.6	9.3
	Lac qui Parle	266	1 in 100 miles and 110 m...	0	266	100.0	0	0.0	47.7	52.0
	Le Sueur	138	1 in 45 miles and 60 mins	3	138	100.0	0	0.0	8.0	8.7
	Marshall	376	1 in 100 miles and 110 m...	0	376	100.0	0	0.0	36.7	40.0
	Martin	195	1 in 60 miles and 75 mins	2	195	100.0	0	0.0	8.8	9.5
	McLeod	189	1 in 45 miles and 60 mins	3	189	100.0	0	0.0	9.2	10.0
	Mille Lacs	148	1 in 60 miles and 75 mins	0	148	100.0	0	0.0	19.0	20.7
	Morrison	187	1 in 60 miles and 75 mins	0	187	100.0	0	0.0	24.3	26.9
	Nicollet	162	1 in 45 miles and 60 mins	4	162	100.0	0	0.0	5.9	6.4
	Norman	281	1 in 100 miles and 110 m...	0	281	100.0	0	0.0	33.7	36.7
	Olmsted	716	1 in 30 miles and 45 mins	511	716	100.0	0	0.0	4.2	4.8
	Otter Tail	298	1 in 45 miles and 60 mins	0	233	78.2	65	21.8	37.2	40.5
	Pine	293	1 in 60 miles and 75 mins	0	293	100.0	0	0.0	23.8	26.0
	Polk	151	1 in 60 miles and 75 mins	1	151	100.0	0	0.0	18.5	20.1
	Pope	451	1 in 60 miles and 75 mins	0	451	100.0	0	0.0	28.8	31.4
	Ramsey	2,547	1 in 10 miles and 20 mins	165	2,547	100.0	0	0.0	2.9	4.6
	Renville	156	1 in 60 miles and 75 mins	0	156	100.0	0	0.0	19.8	21.6
	Rice	319	1 in 30 miles and 45 mins	1	319	100.0	0	0.0	10.4	11.3
	Roseau	343	1 in 100 miles and 110 m...	2	343	100.0	0	0.0	15.6	17.0
	Scott	612	1 in 30 miles and 45 mins	19	612	100.0	0	0.0	5.3	5.9

General Surgery/Medica Symphony, Solo, Encore, and Direct/MNN020

August 14, 2025

Created by...
Medica

Medica Symphony, Solo, Encore, and
Direct MNN020 General Surgery

1,179 providers at 495 locations

■ All providers

General Surgery

Employee Group

National Proxy Census (Medica
Symphony, Solo, Encore, and Direct
MNN020)

Provider Group

Medica Symphony, Solo, Encore, and
Direct MNN020 General Surgery
(Medica Regional Service Area)

26,479 enrollee locations

◆ With access (26,353)

● Without access (126)

The Access Standard is defined as
(National Proxy Census (Medica
Symphony, Solo, Encore, and Direct
MNN020)) enrollees accessing in:

Large Metro areas...

1 (Medica Symphony, Solo, Encore,
and Direct MNN020 General Surgery
(Medica Regional Service Area))
provider in 10 miles and 20 minutes

Metro areas...

1 (Medica Symphony, Solo, Encore,
and Direct MNN020 General Surgery
(Medica Regional Service Area))
provider in 20 miles and 30 minutes

Micro areas...

1 (Medica Symphony, Solo, Encore,
and Direct MNN020 General Surgery
(Medica Regional Service Area))
provider in 35 miles and 50 minutes

Rural areas...

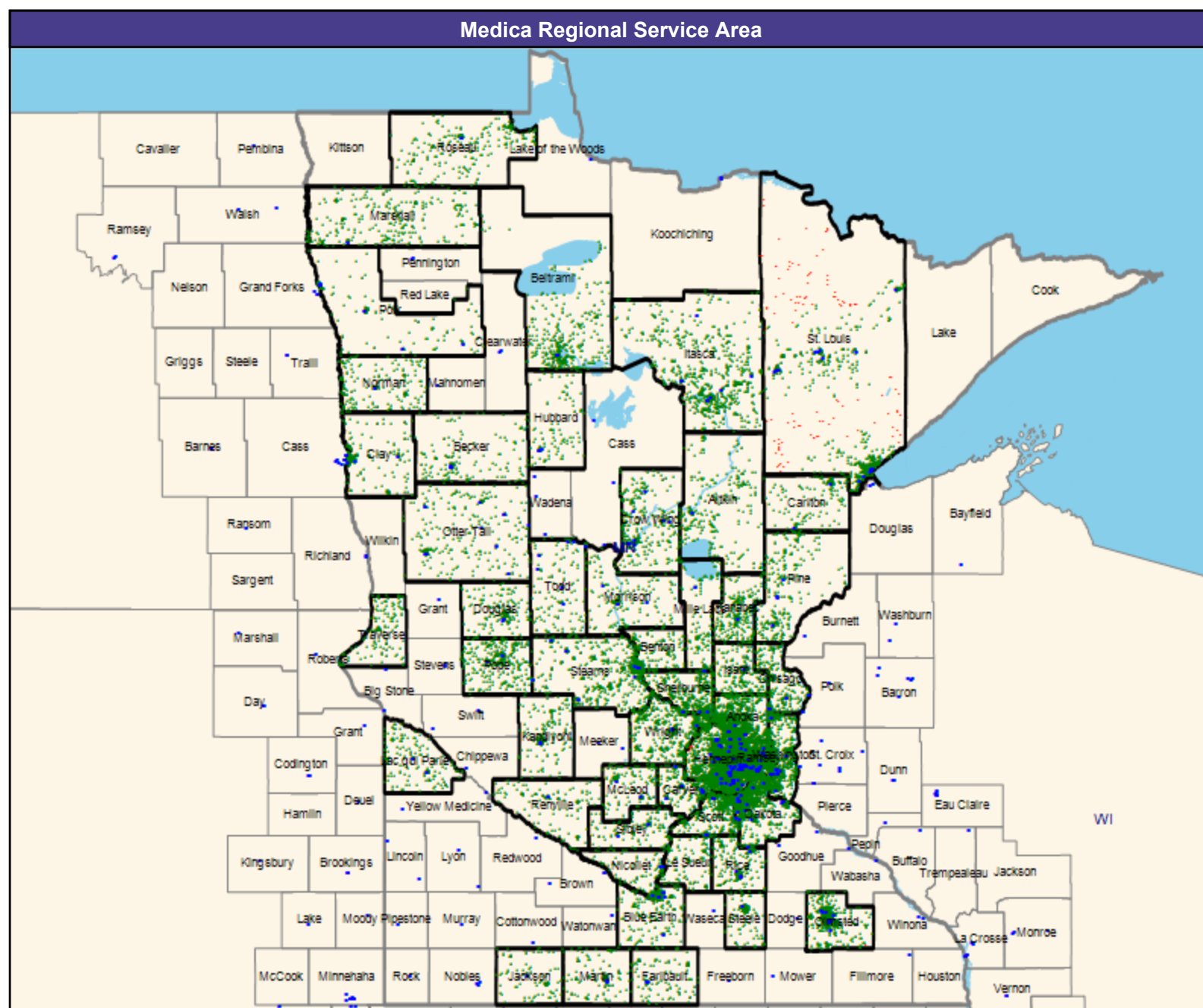
1 (Medica Symphony, Solo, Encore,
and Direct MNN020 General Surgery
(Medica Regional Service Area))
provider in 60 miles and 75 minutes

CEAC areas...

1 (Medica Symphony, Solo, Encore,
and Direct MNN020 General Surgery
(Medica Regional Service Area))
provider in 85 miles and 95 minutes

Service Areas

□ Medica Symphony, Solo, Encore,
and Direct MNN020



Access Detail By County

August 14, 2025

Created by...
MedicaAccess Analysis
General Surgery

Enrollee / Provider Groups

National Proxy Census (Medica
Symphony, Solo, Encore, and Direct
MNN020)Medica Symphony, Solo, Encore,
and Direct MNN020 General
Surgery (Medica Regional Service
Area)¹ Access Standard Criteria Abbreviations:

L: Large Metro

M: Metro

I: Micro

R: Rural

C: CEAC

All Enrollees										
State Name	County	Enrollee	Provider	Counts	With Access		Without Access		Average Distance	Average Time
		#	Standard ¹	#	#	%	#	%	1	1
Minnesota	Aitkin	284	1 in 85 miles and 95 mins	10	284	100.0	0	0.0	16.2	17.6
	Anoka	1,761	1 in 20 miles and 30 mins	131	1,761	100.0	0	0.0	4.3	5.2
	Becker	181	1 in 60 miles and 75 mins	17	181	100.0	0	0.0	9.6	10.5
	Beltrami	448	1 in 60 miles and 75 mins	31	448	100.0	0	0.0	13.0	14.2
	Benton	242	1 in 35 miles and 50 mins	0	242	100.0	0	0.0	8.6	9.9
	Blue Earth	348	1 in 35 miles and 50 mins	37	348	100.0	0	0.0	4.8	5.2
	Carlton	177	1 in 60 miles and 75 mins	9	177	100.0	0	0.0	6.7	7.2
	Carver	400	1 in 20 miles and 30 mins	38	400	100.0	0	0.0	3.2	3.7
	Chisago	270	1 in 20 miles and 30 mins	19	270	100.0	0	0.0	7.7	8.4
	Clay	328	1 in 35 miles and 50 mins	3	328	100.0	0	0.0	5.3	5.8
	Crow Wing	344	1 in 35 miles and 50 mins	27	344	100.0	0	0.0	5.5	6.0
	Dakota	1,846	1 in 20 miles and 30 mins	100	1,846	100.0	0	0.0	2.8	3.5
	Douglas	187	1 in 35 miles and 50 mins	11	187	100.0	0	0.0	7.0	7.6
	Faribault	149	1 in 60 miles and 75 mins	2	149	100.0	0	0.0	11.4	12.4
	Hennepin	5,023	1 in 10 miles and 20 mins	969	5,013	99.8	10	0.2	2.3	3.4
	Hubbard	109	1 in 60 miles and 75 mins	11	109	100.0	0	0.0	10.3	11.2
	Isanti	232	1 in 35 miles and 50 mins	22	232	100.0	0	0.0	7.2	7.9
	Itasca	858	1 in 60 miles and 75 mins	38	858	100.0	0	0.0	9.1	9.9
	Jackson	109	1 in 60 miles and 75 mins	2	109	100.0	0	0.0	10.7	11.6
	Kanabec	351	1 in 60 miles and 75 mins	3	351	100.0	0	0.0	6.3	6.8
	Kandiyohi	233	1 in 35 miles and 50 mins	22	233	100.0	0	0.0	6.9	7.5
	Lac qui Parle	266	1 in 85 miles and 95 mins	4	266	100.0	0	0.0	5.9	6.4
	Le Sueur	138	1 in 35 miles and 50 mins	0	138	100.0	0	0.0	9.4	10.2
	Marshall	376	1 in 85 miles and 95 mins	1	376	100.0	0	0.0	17.4	18.9
	Martin	195	1 in 60 miles and 75 mins	13	195	100.0	0	0.0	8.3	9.0
	McLeod	189	1 in 35 miles and 50 mins	4	189	100.0	0	0.0	5.5	5.9
	Mille Lacs	148	1 in 60 miles and 75 mins	6	148	100.0	0	0.0	9.7	10.6
	Morrison	187	1 in 60 miles and 75 mins	34	187	100.0	0	0.0	6.9	7.5
	Nicollet	162	1 in 35 miles and 50 mins	6	162	100.0	0	0.0	4.7	5.1
	Norman	281	1 in 85 miles and 95 mins	1	281	100.0	0	0.0	11.4	12.3
	Olmsted	716	1 in 20 miles and 30 mins	361	715	99.9	1	0.1	3.7	4.2
	Otter Tail	298	1 in 35 miles and 50 mins	49	298	100.0	0	0.0	6.4	6.9
	Pine	293	1 in 60 miles and 75 mins	9	293	100.0	0	0.0	7.4	8.1
	Polk	151	1 in 60 miles and 75 mins	24	151	100.0	0	0.0	7.3	8.0
	Pope	451	1 in 60 miles and 75 mins	7	451	100.0	0	0.0	5.7	6.2
	Ramsey	2,547	1 in 10 miles and 20 mins	174	2,547	100.0	0	0.0	2.0	3.3
	Renville	156	1 in 60 miles and 75 mins	2	156	100.0	0	0.0	10.1	11.0
	Rice	319	1 in 20 miles and 30 mins	22	319	100.0	0	0.0	4.6	4.9
	Roseau	343	1 in 85 miles and 95 mins	4	343	100.0	0	0.0	15.5	16.8
	Scott	612	1 in 20 miles and 30 mins	35	612	100.0	0	0.0	5.3	5.9

Access Detail By County

Created by...
Medica

Access Analysis
General Surgery
Enrollee / Provider Groups
National Proxy Census (Medica
Symphony, Solo, Encore, and Direct
MNN020)
Medica Symphony, Solo, Encore,
and Direct MNN020 General
Surgery (Medica Regional Service
Area)

¹ Access Standard Criteria Abbreviations:
L: Large Metro
M: Metro
I: Micro
R: Rural
C: CEAC

[illegible]

Gynecology, OB/GYN/Medica Symphony, Solo, Encore, and Direct/MNN020

August 14, 2025

Created by...
Medica

Medica Symphony, Solo, Encore, and
Direct MNN020 Gynecology, OB/GYN

1,767 providers at 649 locations

■ All providers

Gynecology, OB/GYN

Employee Group

National Proxy Census (Medica
Symphony, Solo, Encore, and Direct
MNN020)

Provider Group

Medica Symphony, Solo, Encore, and
Direct MNN020 Gynecology, OB/GYN
(Medica Regional Service Area)

26,479 enrollee locations

◆ With access (25,545)

● Without access (934)

The Access Standard is defined as
(National Proxy Census (Medica
Symphony, Solo, Encore, and Direct
MNN020)) enrollees accessing in:

Large Metro areas...

1 (Medica Symphony, Solo, Encore,
and Direct MNN020 Gynecology,
OB/GYN (Medica Regional Service
Area)) provider in 5 miles and 10
minutes

Metro areas...

1 (Medica Symphony, Solo, Encore,
and Direct MNN020 Gynecology,
OB/GYN (Medica Regional Service
Area)) provider in 10 miles and 15
minutes

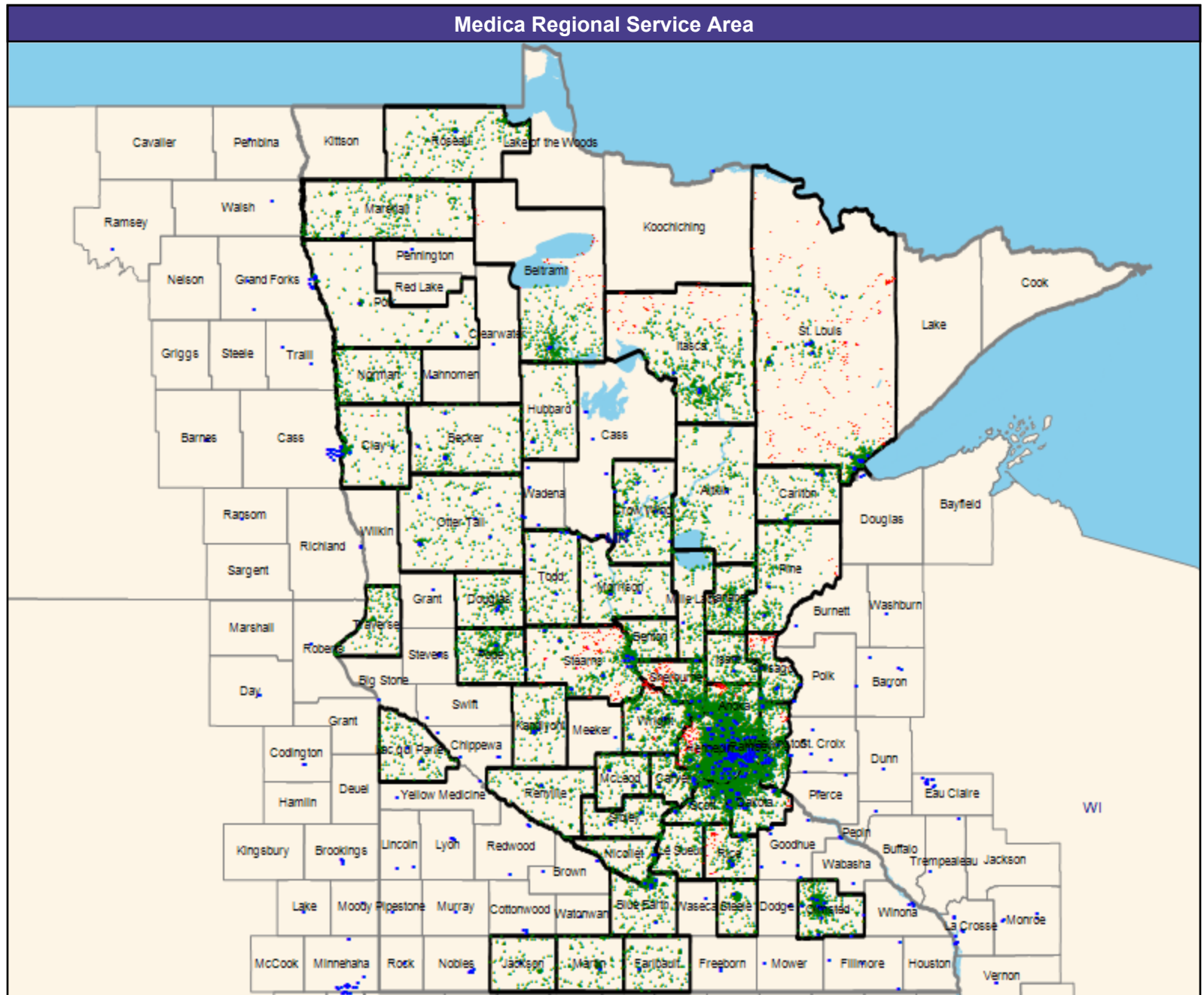
Micro areas...

1 (Medica Symphony, Solo, Encore,
and Direct MNN020 Gynecology,
OB/GYN (Medica Regional Service
Area)) provider in 20 miles and 30
minutes

Rural areas...

1 (Medica Symphony, Solo, Encore,
and Direct MNN020 Gynecology,
OB/GYN (Medica Regional Service
Area)) provider in 30 miles and 40
minutes

CEAC areas...



Access Detail By County

August 14, 2025

Created by...
Medica

Access Analysis

Gynecology, OB/GYN

Enrollee / Provider Groups

National Proxy Census (Medica
Symphony, Solo, Encore, and Direct
MNN020)Medica Symphony, Solo, Encore,
and Direct MNN020 Gynecology,
OB/GYN (Medica Regional Service
Area)¹ Access Standard Criteria Abbreviations:

L: Large Metro

M: Metro

I: Micro

R: Rural

C: CEAC

All Enrollees										
State Name	County	Enrollee	Provider	Counts	With Access		Without Access		Average Distance	Average Time
		#	Standard ¹	#	#	%	#	%	1	1
Minnesota	Aitkin	284	1 in 60 miles and 70 mins	14	284	100.0	0	0.0	11.0	12.0
	Anoka	1,761	1 in 10 miles and 15 mins	190	1,693	96.1	68	3.9	3.6	4.4
	Becker	181	1 in 30 miles and 40 mins	34	181	100.0	0	0.0	7.7	8.3
	Beltrami	448	1 in 30 miles and 40 mins	63	398	88.8	50	11.2	13.1	14.3
	Benton	242	1 in 20 miles and 30 mins	60	242	100.0	0	0.0	7.2	7.8
	Blue Earth	348	1 in 20 miles and 30 mins	109	348	100.0	0	0.0	5.0	5.5
	Carlton	177	1 in 30 miles and 40 mins	19	177	100.0	0	0.0	6.2	6.8
	Carver	400	1 in 10 miles and 15 mins	115	400	100.0	0	0.0	2.4	2.7
	Chisago	270	1 in 10 miles and 15 mins	46	225	83.3	45	16.7	5.2	5.6
	Clay	328	1 in 20 miles and 30 mins	45	325	99.1	3	0.9	5.3	5.7
	Crow Wing	344	1 in 20 miles and 30 mins	63	344	100.0	0	0.0	4.3	4.7
	Dakota	1,846	1 in 10 miles and 15 mins	492	1,837	99.5	9	0.5	2.6	3.3
	Douglas	187	1 in 20 miles and 30 mins	91	186	99.5	1	0.5	6.6	7.2
	Faribault	149	1 in 30 miles and 40 mins	2	149	100.0	0	0.0	11.5	12.5
	Hennepin	5,023	1 in 5 miles and 10 mins	1,915	4,886	97.3	137	2.7	1.7	2.6
	Hubbard	109	1 in 30 miles and 40 mins	14	109	100.0	0	0.0	10.4	11.3
	Isanti	232	1 in 20 miles and 30 mins	34	232	100.0	0	0.0	5.5	5.9
	Itasca	858	1 in 30 miles and 40 mins	42	795	92.7	63	7.3	13.0	14.1
	Jackson	109	1 in 30 miles and 40 mins	1	109	100.0	0	0.0	10.8	11.7
	Kanabec	351	1 in 30 miles and 40 mins	4	351	100.0	0	0.0	6.3	6.8
	Kandiyohi	233	1 in 20 miles and 30 mins	67	233	100.0	0	0.0	6.3	6.8
	Lac qui Parle	266	1 in 60 miles and 70 mins	3	266	100.0	0	0.0	5.8	6.3
	Le Sueur	138	1 in 20 miles and 30 mins	0	138	100.0	0	0.0	9.3	10.1
	Marshall	376	1 in 60 miles and 70 mins	1	376	100.0	0	0.0	17.2	18.7
	Martin	195	1 in 30 miles and 40 mins	25	195	100.0	0	0.0	8.0	8.7
	McLeod	189	1 in 20 miles and 30 mins	21	189	100.0	0	0.0	4.3	4.7
	Mille Lacs	148	1 in 30 miles and 40 mins	1	148	100.0	0	0.0	10.1	11.0
	Morrison	187	1 in 30 miles and 40 mins	29	187	100.0	0	0.0	6.9	7.4
	Nicollet	162	1 in 20 miles and 30 mins	13	162	100.0	0	0.0	4.7	5.1
	Norman	281	1 in 60 miles and 70 mins	0	281	100.0	0	0.0	20.1	21.9
	Olmsted	716	1 in 10 miles and 15 mins	430	715	99.9	1	0.1	2.5	2.8
	Otter Tail	298	1 in 20 miles and 30 mins	70	297	99.7	1	0.3	6.6	7.2
	Pine	293	1 in 30 miles and 40 mins	7	286	97.6	7	2.4	9.1	9.9
	Polk	151	1 in 30 miles and 40 mins	14	151	100.0	0	0.0	9.1	9.9
	Pope	451	1 in 30 miles and 40 mins	6	451	100.0	0	0.0	5.8	6.3
	Ramsey	2,547	1 in 5 miles and 10 mins	900	2,543	99.8	4	0.2	1.3	2.0
	Renville	156	1 in 30 miles and 40 mins	1	156	100.0	0	0.0	10.0	10.8
	Rice	319	1 in 10 miles and 15 mins	52	272	85.3	47	14.7	4.5	4.8
	Roseau	343	1 in 60 miles and 70 mins	2	343	100.0	0	0.0	15.6	16.9
	Scott	612	1 in 10 miles and 15 mins	103	612	100.0	0	0.0	2.4	2.7

August 14, 2025

Created by...
Medica

Medica Symphony, Solo, Encore, and
Direct MNN020 Infectious Diseases

262 providers at 145 locations

- All providers

Infectious Diseases

Employee Group

National Proxy Census (Medica
Symphony, Solo, Encore, and Direct
MNN020)

Provider Group

Medica Symphony, Solo, Encore, and
Direct MNN020 Infectious Diseases
(Medica Regional Service Area)

26,479 enrollee locations

◆ With access (26,379)

- Without access (100)

The Access Standard is defined as (National Proxy Census (Medica Symphony, Solo, Encore, and Direct MNN020)) enrollees accessing in:

Large Metro areas...

1 (Medica Symphony, Solo, Encore, and Direct MNN020 Infectious Diseases (Medica Regional Service Area)) provider in 15 miles and 30 minutes

Metro areas...

1 (Medica Symphony, Solo, Encore, and Direct MNN020 Infectious Diseases (Medica Regional Service Area)) provider in 40 miles and 60 minutes

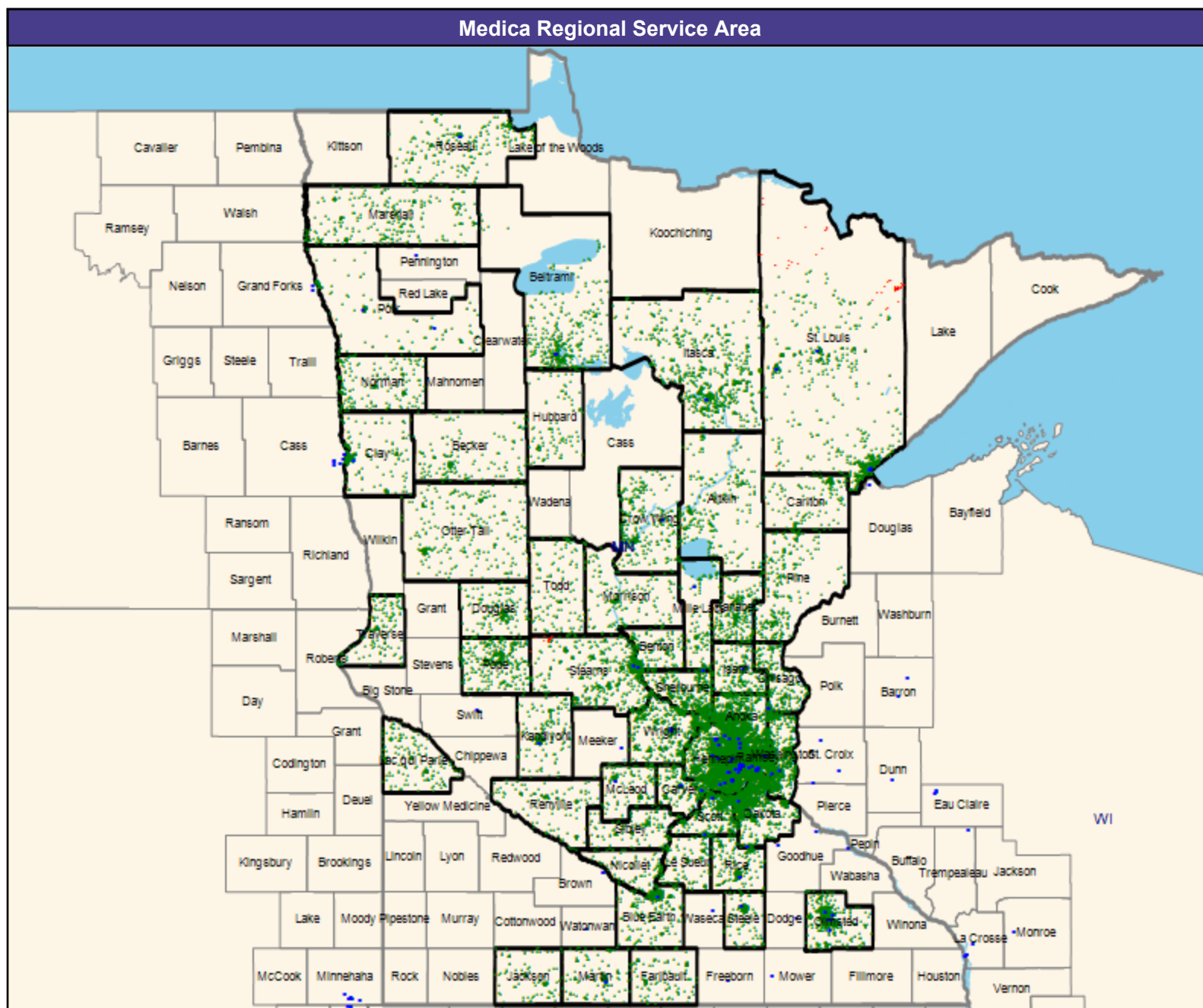
Micro areas...

1 (Medica Symphony, Solo, Encore, and Direct MNN020 Infectious Diseases (Medica Regional Service Area)) provider in 75 miles and 100 minutes

Rural areas...

1 (Medica Symphony, Solo, Encore, and Direct MNN020 Infectious Diseases (Medica Regional Service Area)) provider in 90 miles and 110 minutes

CEAC areas...



Access Detail By County

August 14, 2025

Created by...
Medica

Access Analysis

Infectious Diseases

Enrollee / Provider Groups

National Proxy Census (Medica
Symphony, Solo, Encore, and Direct
MNN020)Medica Symphony, Solo, Encore,
and Direct MNN020 Infectious
Diseases (Medica Regional Service
Area)¹ Access Standard Criteria Abbreviations:

L: Large Metro

M: Metro

I: Micro

R: Rural

C: CEAC

All Enrollees										
State Name	County	Enrollee	Provider	Counts	With Access		Without Access		Average Distance	Average Time
		#	Standard ¹	#	#	%	#	%	1	1
Minnesota	Aitkin	284	1 in 130 miles and 145 m...	0	284	100.0	0	0.0	24.6	26.8
	Anoka	1,761	1 in 40 miles and 60 mins	11	1,761	100.0	0	0.0	6.6	8.2
	Becker	181	1 in 90 miles and 110 mins	0	181	100.0	0	0.0	43.9	47.9
	Beltrami	448	1 in 90 miles and 110 mins	11	448	100.0	0	0.0	13.3	14.4
	Benton	242	1 in 75 miles and 100 mins	0	242	100.0	0	0.0	9.0	10.5
	Blue Earth	348	1 in 75 miles and 100 mins	18	348	100.0	0	0.0	7.5	8.2
	Carlton	177	1 in 90 miles and 110 mins	0	177	100.0	0	0.0	25.2	27.4
	Carver	400	1 in 40 miles and 60 mins	12	400	100.0	0	0.0	5.7	6.3
	Chisago	270	1 in 40 miles and 60 mins	25	270	100.0	0	0.0	12.4	13.4
	Clay	328	1 in 75 miles and 100 mins	1	328	100.0	0	0.0	8.8	9.7
	Crow Wing	344	1 in 75 miles and 100 mins	5	344	100.0	0	0.0	17.6	19.2
	Dakota	1,846	1 in 40 miles and 60 mins	19	1,846	100.0	0	0.0	7.2	9.3
	Douglas	187	1 in 75 miles and 100 mins	0	187	100.0	0	0.0	45.9	50.0
	Faribault	149	1 in 90 miles and 110 mins	0	149	100.0	0	0.0	21.9	23.8
	Hennepin	5,023	1 in 15 miles and 30 mins	266	5,023	100.0	0	0.0	3.2	4.8
	Hubbard	109	1 in 90 miles and 110 mins	0	109	100.0	0	0.0	33.6	36.6
	Isanti	232	1 in 75 miles and 100 mins	3	232	100.0	0	0.0	7.3	7.9
	Itasca	858	1 in 90 miles and 110 mins	1	858	100.0	0	0.0	16.6	18.1
	Jackson	109	1 in 90 miles and 110 mins	0	109	100.0	0	0.0	33.9	36.9
	Kanabec	351	1 in 90 miles and 110 mins	0	351	100.0	0	0.0	21.9	23.9
	Kandiyohi	233	1 in 75 miles and 100 mins	1	233	100.0	0	0.0	8.6	9.4
	Lac qui Parle	266	1 in 130 miles and 145 m...	0	266	100.0	0	0.0	43.3	47.2
	Le Sueur	138	1 in 75 miles and 100 mins	0	138	100.0	0	0.0	12.8	13.9
	Marshall	376	1 in 130 miles and 145 m...	0	376	100.0	0	0.0	27.3	29.7
	Martin	195	1 in 90 miles and 110 mins	5	195	100.0	0	0.0	8.1	8.8
	McLeod	189	1 in 75 miles and 100 mins	1	189	100.0	0	0.0	10.3	11.2
	Mille Lacs	148	1 in 90 miles and 110 mins	1	148	100.0	0	0.0	9.8	10.6
	Morrison	187	1 in 90 miles and 110 mins	0	187	100.0	0	0.0	29.8	34.2
	Nicollet	162	1 in 75 miles and 100 mins	0	162	100.0	0	0.0	9.6	10.5
	Norman	281	1 in 130 miles and 145 m...	0	281	100.0	0	0.0	30.5	33.2
	Olmsted	716	1 in 40 miles and 60 mins	131	716	100.0	0	0.0	4.1	4.6
	Otter Tail	298	1 in 75 miles and 100 mins	0	298	100.0	0	0.0	59.1	64.5
	Pine	293	1 in 90 miles and 110 mins	0	293	100.0	0	0.0	36.4	39.7
	Polk	151	1 in 90 miles and 110 mins	2	151	100.0	0	0.0	10.1	10.9
	Pope	451	1 in 90 miles and 110 mins	0	451	100.0	0	0.0	27.7	30.2
	Ramsey	2,547	1 in 15 miles and 30 mins	76	2,547	100.0	0	0.0	2.9	4.7
	Renville	156	1 in 90 miles and 110 mins	0	156	100.0	0	0.0	26.3	28.6
	Rice	319	1 in 40 miles and 60 mins	4	319	100.0	0	0.0	5.5	5.9
	Roseau	343	1 in 130 miles and 145 m...	2	343	100.0	0	0.0	15.6	16.9
	Scott	612	1 in 40 miles and 60 mins	7	612	100.0	0	0.0	6.4	7.3

Access Detail By County

Created by...
Medica

Access Analysis
Infectious Diseases
Enrollee / Provider Groups
National Proxy Census (Medica
Symphony, Solo, Encore, and Direct
MNN020)
Medica Symphony, Solo, Encore,
and Direct MNN020 Infectious
Diseases (Medica Regional Service
Area)

¹ Access Standard Criteria Abbreviations:
L: Large Metro
M: Metro
I: Micro
R: Rural
C: CEAC

[illegible]

Mental Health Providers (outpatient therapy)/Medica Symphony, Solo, Encore, and Direct/MNN020

August 14, 2025

Created by...
Medica

Medica Symphony, Solo, Encore, and
Direct MNN020 Mental Health Providers
(outpatient therapy)

3,951 providers at 966 locations

■ All providers

Mental Health Providers (outpatient
therapy)

Employee Group

National Proxy Census (Medica
Symphony, Solo, Encore, and Direct
MNN020)

Provider Group

Medica Symphony, Solo, Encore, and
Direct MNN020 Mental Health
Providers (outpatient therapy) (Medica
Regional Service Area)

26,479 enrollee locations

◆ With access (25,650)

● Without access (829)

The Access Standard is defined as
(National Proxy Census (Medica
Symphony, Solo, Encore, and Direct
MNN020)) enrollees accessing in:

Large Metro areas...

1 (Medica Symphony, Solo, Encore,
and Direct MNN020 Mental Health
Providers (outpatient therapy)
(Medica Regional Service Area))
provider in 5 miles and 10 minutes

Metro areas...

1 (Medica Symphony, Solo, Encore,
and Direct MNN020 Mental Health
Providers (outpatient therapy)
(Medica Regional Service Area))
provider in 10 miles and 15 minutes

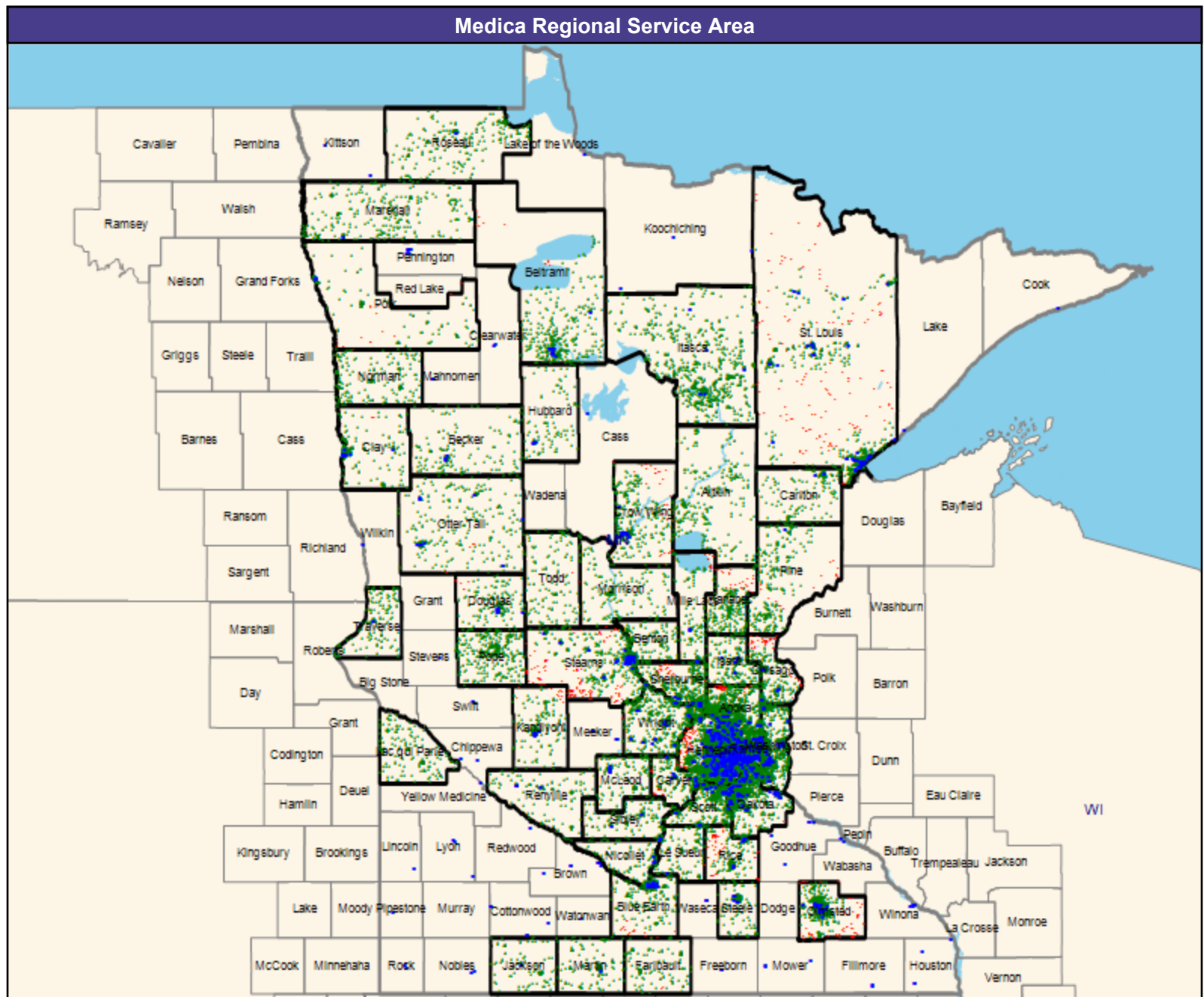
Micro areas...

1 (Medica Symphony, Solo, Encore,
and Direct MNN020 Mental Health
Providers (outpatient therapy)
(Medica Regional Service Area))
provider in 20 miles and 30 minutes

Rural areas...

1 (Medica Symphony, Solo, Encore,
and Direct MNN020 Mental Health
Providers (outpatient therapy)
(Medica Regional Service Area))
provider in 30 miles and 40 minutes

CEAC areas...



Access Detail By County

August 14, 2025

Created by...
Medica

Access Analysis

Mental Health Providers (outpatient therapy)

Enrollee / Provider Groups

National Proxy Census (Medica Symphony, Solo, Encore, and Direct MNN020)

Medica Symphony, Solo, Encore, and Direct MNN020 Mental Health Providers (outpatient therapy) (Medica Regional Service Area)

¹ Access Standard Criteria Abbreviations:

L: Large Metro

M: Metro

I: Micro

R: Rural

C: CEAC

All Enrollees										
State Name	County	Enrollee	Provider	Counts	With Access		Without Access		Average Distance	Average Time
		#	Standard ¹	#	#	%	#	%	1	1
Minnesota	Aitkin	284	1 in 60 miles and 70 mins	0	284	100.0	0	0.0	28.9	31.5
	Anoka	1,761	1 in 10 miles and 15 mins	765	1,717	97.5	44	2.5	2.7	3.2
	Becker	181	1 in 30 miles and 40 mins	28	181	100.0	0	0.0	9.8	10.7
	Beltrami	448	1 in 30 miles and 40 mins	180	436	97.3	12	2.7	8.6	9.4
	Benton	242	1 in 20 miles and 30 mins	4	242	100.0	0	0.0	6.5	7.0
	Blue Earth	348	1 in 20 miles and 30 mins	223	332	95.4	16	4.6	5.9	6.5
	Carlton	177	1 in 30 miles and 40 mins	2	177	100.0	0	0.0	7.1	7.7
	Carver	400	1 in 10 miles and 15 mins	100	379	94.8	21	5.2	3.5	3.8
	Chisago	270	1 in 10 miles and 15 mins	42	217	80.4	53	19.6	5.7	6.1
	Clay	328	1 in 20 miles and 30 mins	164	325	99.1	3	0.9	5.0	5.5
	Crow Wing	344	1 in 20 miles and 30 mins	156	307	89.2	37	10.8	10.0	10.8
	Dakota	1,846	1 in 10 miles and 15 mins	857	1,843	99.8	3	0.2	1.6	2.0
	Douglas	187	1 in 20 miles and 30 mins	121	181	96.8	6	3.2	6.3	6.8
	Faribault	149	1 in 30 miles and 40 mins	0	147	98.7	2	1.3	21.8	23.7
	Hennepin	5,023	1 in 5 miles and 10 mins	4,456	4,925	98.0	98	2.0	1.1	1.6
	Hubbard	109	1 in 30 miles and 40 mins	48	109	100.0	0	0.0	9.7	10.5
	Isanti	232	1 in 20 miles and 30 mins	101	232	100.0	0	0.0	4.5	4.9
	Itasca	858	1 in 30 miles and 40 mins	11	858	100.0	0	0.0	9.6	10.5
	Jackson	109	1 in 30 miles and 40 mins	1	109	100.0	0	0.0	10.7	11.7
	Kanabec	351	1 in 30 miles and 40 mins	0	321	91.5	30	8.5	21.7	23.6
	Kandiyohi	233	1 in 20 miles and 30 mins	42	222	95.3	11	4.7	7.2	7.9
	Lac qui Parle	266	1 in 60 miles and 70 mins	0	266	100.0	0	0.0	24.9	27.1
	Le Sueur	138	1 in 20 miles and 30 mins	4	138	100.0	0	0.0	7.1	7.7
	Marshall	376	1 in 60 miles and 70 mins	1	376	100.0	0	0.0	15.1	16.4
	Martin	195	1 in 30 miles and 40 mins	16	195	100.0	0	0.0	8.0	8.7
	McLeod	189	1 in 20 miles and 30 mins	130	189	100.0	0	0.0	7.7	8.3
	Mille Lacs	148	1 in 30 miles and 40 mins	3	137	92.6	11	7.4	11.1	12.0
	Morrison	187	1 in 30 miles and 40 mins	0	186	99.5	1	0.5	22.6	24.6
	Nicollet	162	1 in 20 miles and 30 mins	7	162	100.0	0	0.0	3.9	4.2
	Norman	281	1 in 60 miles and 70 mins	0	281	100.0	0	0.0	24.6	26.8
	Olmsted	716	1 in 10 miles and 15 mins	408	652	91.1	64	8.9	3.5	4.0
	Otter Tail	298	1 in 20 miles and 30 mins	45	293	98.3	5	1.7	8.1	8.8
	Pine	293	1 in 30 miles and 40 mins	1	277	94.5	16	5.5	19.9	21.6
	Polk	151	1 in 30 miles and 40 mins	25	136	90.1	15	9.9	19.6	21.4
	Pope	451	1 in 30 miles and 40 mins	0	451	100.0	0	0.0	16.7	18.2
	Ramsey	2,547	1 in 5 miles and 10 mins	1,559	2,547	100.0	0	0.0	0.8	1.3
	Renville	156	1 in 30 miles and 40 mins	23	156	100.0	0	0.0	8.5	9.2
	Rice	319	1 in 10 miles and 15 mins	45	256	80.3	63	19.7	4.9	5.3
	Roseau	343	1 in 60 miles and 70 mins	8	343	100.0	0	0.0	14.5	15.7
	Scott	612	1 in 10 miles and 15 mins	98	612	100.0	0	0.0	3.0	3.3

Access Detail By County

Created by...
Medica

Enrollee / Provider Groups

National Proxy Census (Medica
Symphony, Solo, Encore, and Direct
MNN020)

Medica Symphony, Solo, Encore,
and Direct MNN020 Mental Health
Providers (outpatient therapy)
(Medica Regional Service Area)

1 Access Standard Criteria Abbreviations:
L: Large Metro
M: Metro
I: Micro
R: Rural
C: CEAC

[illegible]

Mental Health Provider Prescribers/Medica Symphony, Solo, Encore, and Direct/MNN020

August 14, 2025

Created by...
Medica

Medica Symphony, Solo, Encore, and Direct MNN020 Mental Health Provider Prescribers

1,319 providers at 457 locations

■ All providers

Mental Health Provider Prescribers

Employee Group

National Proxy Census (Medica Symphony, Solo, Encore, and Direct MNN020)

Provider Group

Medica Symphony, Solo, Encore, and Direct MNN020 Mental Health Provider Prescribers (Medica Regional Service Area)

26,479 enrollee locations

◆ With access (26,462)

● Without access (17)

The Access Standard is defined as (National Proxy Census (Medica Symphony, Solo, Encore, and Direct MNN020)) enrollees accessing in:

Large Metro areas...

1 (Medica Symphony, Solo, Encore, and Direct MNN020 Mental Health Provider Prescribers (Medica Regional Service Area)) provider in 10 miles and 20 minutes

Metro areas...

1 (Medica Symphony, Solo, Encore, and Direct MNN020 Mental Health Provider Prescribers (Medica Regional Service Area)) provider in 30 miles and 45 minutes

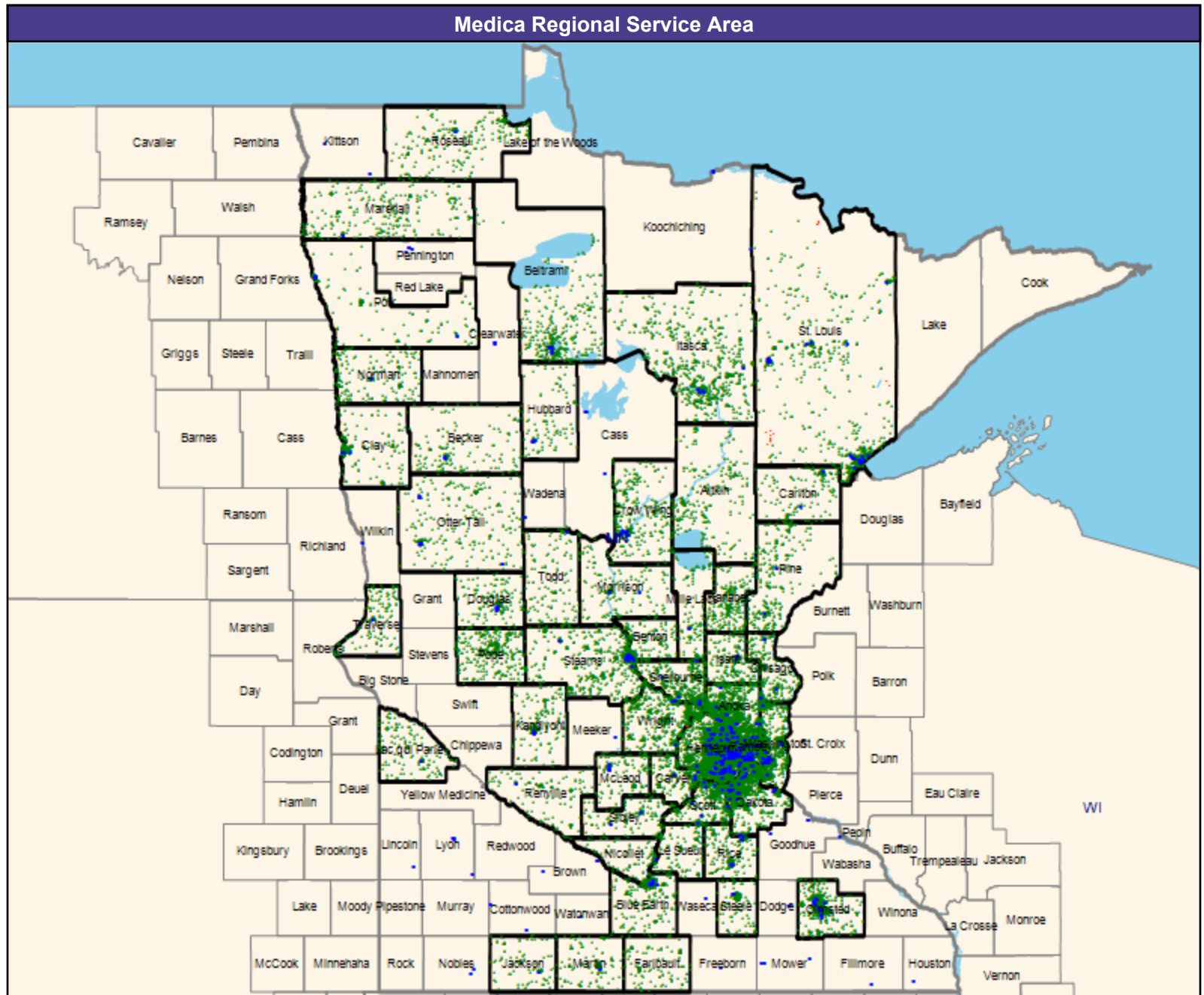
Micro areas...

1 (Medica Symphony, Solo, Encore, and Direct MNN020 Mental Health Provider Prescribers (Medica Regional Service Area)) provider in 45 miles and 60 minutes

Rural areas...

1 (Medica Symphony, Solo, Encore, and Direct MNN020 Mental Health Provider Prescribers (Medica Regional Service Area)) provider in 60 miles and 75 minutes

CEAC areas...



Access Detail By County

August 14, 2025

Created by...
MedicaAccess Analysis
Mental Health Provider PrescribersEnrollee / Provider Groups
National Proxy Census (Medica
Symphony, Solo, Encore, and Direct
MNN020)
Medica Symphony, Solo, Encore,
and Direct MNN020 Mental Health
Provider Prescribers (Medica
Regional Service Area)¹ Access Standard Criteria Abbreviations:L: Large Metro
M: Metro
I: Micro
R: Rural
C: CEAC

All Enrollees										
State Name	County	Enrollee	Provider	Counts	With Access		Without Access		Average Distance	Average Time
		#	Standard ¹	#	#	%	#	%	1	1
Minnesota	Aitkin	284	1 in 100 miles and 110 m...	0	284	100.0	0	0.0	30.8	33.5
	Anoka	1,761	1 in 30 miles and 45 mins	225	1,761	100.0	0	0.0	3.0	3.6
	Becker	181	1 in 60 miles and 75 mins	26	181	100.0	0	0.0	10.8	11.7
	Beltrami	448	1 in 60 miles and 75 mins	87	448	100.0	0	0.0	12.3	13.3
	Benton	242	1 in 45 miles and 60 mins	0	242	100.0	0	0.0	7.1	7.7
	Blue Earth	348	1 in 45 miles and 60 mins	44	348	100.0	0	0.0	6.6	7.1
	Carlton	177	1 in 60 miles and 75 mins	2	177	100.0	0	0.0	6.9	7.5
	Carver	400	1 in 30 miles and 45 mins	22	400	100.0	0	0.0	4.8	5.3
	Chisago	270	1 in 30 miles and 45 mins	153	270	100.0	0	0.0	6.4	6.9
	Clay	328	1 in 45 miles and 60 mins	36	328	100.0	0	0.0	7.5	8.2
	Crow Wing	344	1 in 45 miles and 60 mins	49	344	100.0	0	0.0	11.0	12.0
	Dakota	1,846	1 in 30 miles and 45 mins	288	1,846	100.0	0	0.0	2.7	3.3
	Douglas	187	1 in 45 miles and 60 mins	103	187	100.0	0	0.0	6.9	7.4
	Faribault	149	1 in 60 miles and 75 mins	0	149	100.0	0	0.0	21.8	23.7
	Hennepin	5,023	1 in 10 miles and 20 mins	1,581	5,021	99.9	2	0.1	1.8	2.6
	Hubbard	109	1 in 60 miles and 75 mins	56	109	100.0	0	0.0	9.9	10.7
	Isanti	232	1 in 45 miles and 60 mins	42	232	100.0	0	0.0	6.4	6.9
	Itasca	858	1 in 60 miles and 75 mins	11	858	100.0	0	0.0	13.9	15.1
	Jackson	109	1 in 60 miles and 75 mins	1	109	100.0	0	0.0	8.7	9.5
	Kanabec	351	1 in 60 miles and 75 mins	0	351	100.0	0	0.0	17.0	18.5
	Kandiyohi	233	1 in 45 miles and 60 mins	18	233	100.0	0	0.0	7.9	8.6
	Lac qui Parle	266	1 in 100 miles and 110 m...	1	266	100.0	0	0.0	12.4	13.5
	Le Sueur	138	1 in 45 miles and 60 mins	0	138	100.0	0	0.0	9.9	10.7
	Marshall	376	1 in 100 miles and 110 m...	6	376	100.0	0	0.0	15.1	16.5
	Martin	195	1 in 60 miles and 75 mins	12	195	100.0	0	0.0	7.7	8.4
	McLeod	189	1 in 45 miles and 60 mins	34	189	100.0	0	0.0	8.6	9.3
	Mille Lacs	148	1 in 60 miles and 75 mins	1	148	100.0	0	0.0	11.2	12.2
	Morrison	187	1 in 60 miles and 75 mins	2	187	100.0	0	0.0	8.7	9.4
	Nicollet	162	1 in 45 miles and 60 mins	1	162	100.0	0	0.0	5.1	5.5
	Norman	281	1 in 100 miles and 110 m...	1	281	100.0	0	0.0	12.9	14.0
	Olmsted	716	1 in 30 miles and 45 mins	217	716	100.0	0	0.0	3.5	4.0
	Otter Tail	298	1 in 45 miles and 60 mins	20	298	100.0	0	0.0	11.7	12.7
	Pine	293	1 in 60 miles and 75 mins	23	293	100.0	0	0.0	9.1	9.9
	Polk	151	1 in 60 miles and 75 mins	11	151	100.0	0	0.0	15.9	17.3
	Pope	451	1 in 60 miles and 75 mins	0	451	100.0	0	0.0	20.6	22.4
	Ramsey	2,547	1 in 10 miles and 20 mins	566	2,547	100.0	0	0.0	1.2	2.0
	Renville	156	1 in 60 miles and 75 mins	41	156	100.0	0	0.0	14.5	15.8
	Rice	319	1 in 30 miles and 45 mins	22	319	100.0	0	0.0	4.6	5.0
	Roseau	343	1 in 100 miles and 110 m...	3	343	100.0	0	0.0	14.5	15.8
	Scott	612	1 in 30 miles and 45 mins	21	612	100.0	0	0.0	3.4	3.8

Access Detail By County

Created by...
Medica

Enrollee / Provider Groups

National Proxy Census (Medica
Symphony, Solo, Encore, and Direct
MNN020)

Medica Symphony, Solo, Encore,
and Direct MNN020 Mental Health
Provider Prescribers (Medica
Regional Service Area)

¹ Access Standard Criteria Abbreviations:
L: Large Metro
M: Metro
I: Micro
R: Rural
C: CEAC

[illegible]

Nephrology/Medica Symphony, Solo, Encore, and Direct/MNN020

August 14, 2025

Created by...
Medica

Medica Symphony, Solo, Encore, and Direct MNN020 Nephrology

375 providers at 245 locations

■ All providers

Nephrology

Employee Group

National Proxy Census (Medica Symphony, Solo, Encore, and Direct MNN020)

Provider Group

Medica Symphony, Solo, Encore, and Direct MNN020 Nephrology (Medica Regional Service Area)

26,479 enrollee locations

◆ With access (26,234)

● Without access (245)

The Access Standard is defined as (National Proxy Census (Medica Symphony, Solo, Encore, and Direct MNN020)) enrollees accessing in:

Large Metro areas...

1 (Medica Symphony, Solo, Encore, and Direct MNN020 Nephrology (Medica Regional Service Area)) provider in 15 miles and 30 minutes

Metro areas...

1 (Medica Symphony, Solo, Encore, and Direct MNN020 Nephrology (Medica Regional Service Area)) provider in 30 miles and 45 minutes

Micro areas...

1 (Medica Symphony, Solo, Encore, and Direct MNN020 Nephrology (Medica Regional Service Area)) provider in 60 miles and 80 minutes

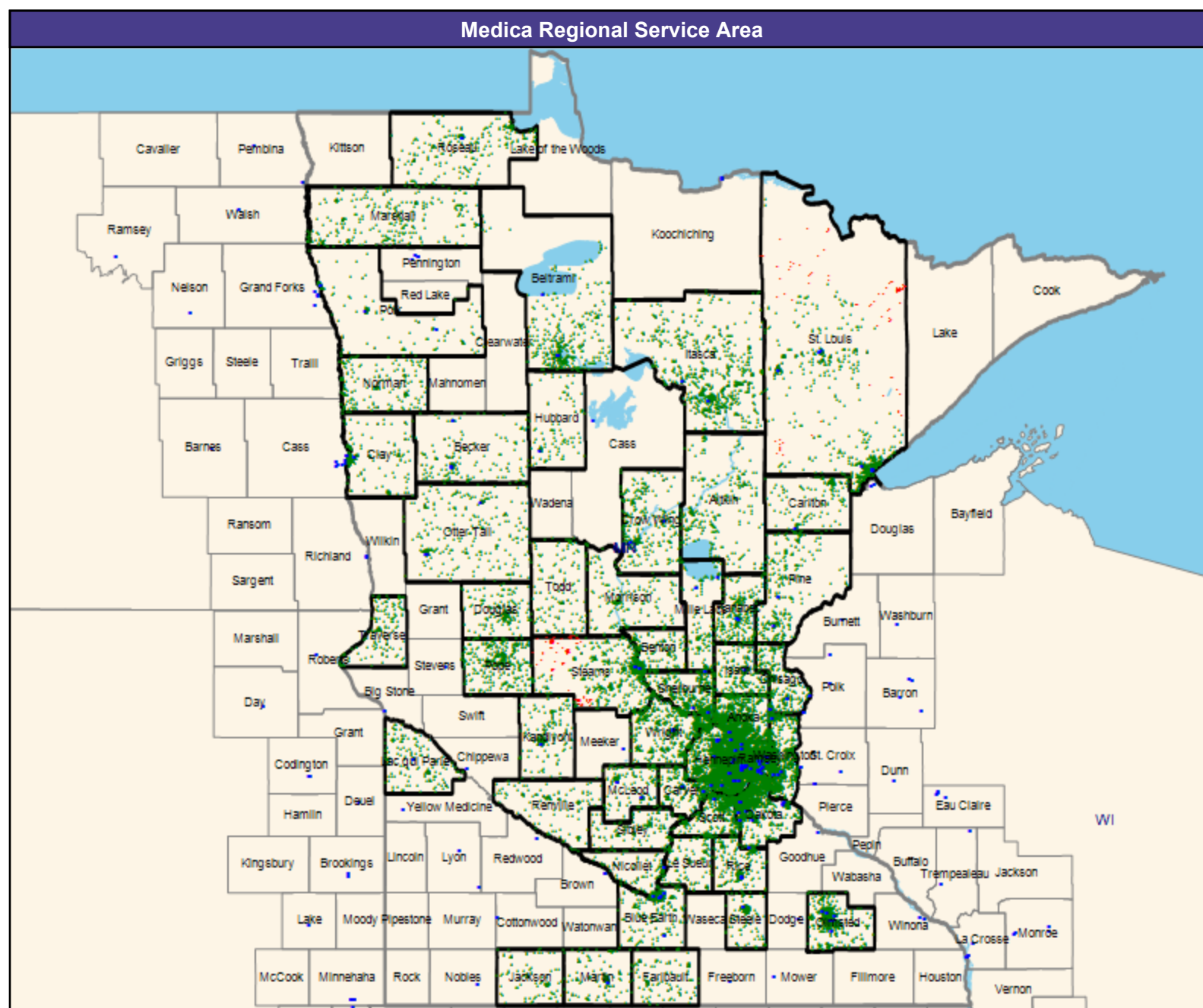
Rural areas...

1 (Medica Symphony, Solo, Encore, and Direct MNN020 Nephrology (Medica Regional Service Area)) provider in 75 miles and 90 minutes

CEAC areas...

1 (Medica Symphony, Solo, Encore, and Direct MNN020 Nephrology (Medica Regional Service Area)) provider in 110 miles and 125 minutes

Service Areas



Access Detail By County

August 14, 2025

Created by...
Medica

Access Analysis

Nephrology

Enrollee / Provider Groups

National Proxy Census (Medica
Symphony, Solo, Encore, and Direct
MNN020)Medica Symphony, Solo, Encore,
and Direct MNN020 Nephrology
(Medica Regional Service Area)¹ Access Standard Criteria Abbreviations:

L: Large Metro

M: Metro

I: Micro

R: Rural

C: CEAC

All Enrollees										
State Name	County	Enrollee	Provider	Counts	With Access		Without Access		Average Distance	Average Time
		#	Standard ¹	#	#	%	#	%	1	1
Minnesota	Aitkin	284	1 in 110 miles and 125 m...	0	284	100.0	0	0.0	21.9	23.9
	Anoka	1,761	1 in 30 miles and 45 mins	8	1,761	100.0	0	0.0	6.0	7.7
	Becker	181	1 in 75 miles and 90 mins	7	181	100.0	0	0.0	9.3	10.3
	Beltrami	448	1 in 75 miles and 90 mins	24	448	100.0	0	0.0	11.0	11.9
	Benton	242	1 in 60 miles and 80 mins	0	242	100.0	0	0.0	9.0	10.0
	Blue Earth	348	1 in 60 miles and 80 mins	27	348	100.0	0	0.0	5.2	5.6
	Carlton	177	1 in 75 miles and 90 mins	1	177	100.0	0	0.0	15.4	16.7
	Carver	400	1 in 30 miles and 45 mins	6	400	100.0	0	0.0	5.1	5.6
	Chisago	270	1 in 30 miles and 45 mins	2	270	100.0	0	0.0	7.7	8.4
	Clay	328	1 in 60 miles and 80 mins	3	328	100.0	0	0.0	8.4	9.9
	Crow Wing	344	1 in 60 miles and 80 mins	4	344	100.0	0	0.0	10.7	11.6
	Dakota	1,846	1 in 30 miles and 45 mins	61	1,846	100.0	0	0.0	4.6	6.1
	Douglas	187	1 in 60 miles and 80 mins	0	187	100.0	0	0.0	40.8	44.5
	Faribault	149	1 in 75 miles and 90 mins	0	149	100.0	0	0.0	19.7	21.4
	Hennepin	5,023	1 in 15 miles and 30 mins	420	5,023	100.0	0	0.0	3.2	4.9
	Hubbard	109	1 in 75 miles and 90 mins	5	109	100.0	0	0.0	10.8	11.8
	Isanti	232	1 in 60 miles and 80 mins	1	232	100.0	0	0.0	7.3	7.9
	Itasca	858	1 in 75 miles and 90 mins	7	858	100.0	0	0.0	13.4	14.5
	Jackson	109	1 in 75 miles and 90 mins	0	109	100.0	0	0.0	19.3	21.0
	Kanabec	351	1 in 75 miles and 90 mins	2	351	100.0	0	0.0	5.9	6.4
	Kandiyohi	233	1 in 60 miles and 80 mins	1	233	100.0	0	0.0	8.7	9.4
	Lac qui Parle	266	1 in 110 miles and 125 m...	1	266	100.0	0	0.0	8.7	9.5
	Le Sueur	138	1 in 60 miles and 80 mins	0	138	100.0	0	0.0	14.8	16.1
	Marshall	376	1 in 110 miles and 125 m...	0	376	100.0	0	0.0	24.1	26.3
	Martin	195	1 in 75 miles and 90 mins	9	195	100.0	0	0.0	8.8	9.5
	McLeod	189	1 in 60 miles and 80 mins	5	189	100.0	0	0.0	6.0	6.5
	Mille Lacs	148	1 in 75 miles and 90 mins	2	148	100.0	0	0.0	8.4	9.2
	Morrison	187	1 in 75 miles and 90 mins	0	187	100.0	0	0.0	24.9	27.2
	Nicollet	162	1 in 60 miles and 80 mins	4	162	100.0	0	0.0	5.2	5.6
	Norman	281	1 in 110 miles and 125 m...	0	281	100.0	0	0.0	28.6	31.9
	Olmsted	716	1 in 30 miles and 45 mins	258	716	100.0	0	0.0	3.9	4.4
	Otter Tail	298	1 in 60 miles and 80 mins	8	298	100.0	0	0.0	14.1	15.3
	Pine	293	1 in 75 miles and 90 mins	2	293	100.0	0	0.0	8.7	9.5
	Polk	151	1 in 75 miles and 90 mins	5	151	100.0	0	0.0	9.6	10.5
	Pope	451	1 in 75 miles and 90 mins	0	451	100.0	0	0.0	25.4	27.7
	Ramsey	2,547	1 in 15 miles and 30 mins	94	2,547	100.0	0	0.0	2.4	3.8
	Renville	156	1 in 75 miles and 90 mins	0	156	100.0	0	0.0	19.4	21.1
	Rice	319	1 in 30 miles and 45 mins	17	319	100.0	0	0.0	5.8	6.3
	Roseau	343	1 in 110 miles and 125 m...	4	343	100.0	0	0.0	15.5	16.9
	Scott	612	1 in 30 miles and 45 mins	13	612	100.0	0	0.0	6.9	7.7

Access Detail By County

Created by...
Medica

Access Analysis
Nephrology
Enrollee / Provider Groups
National Proxy Census (Medica
Symphony, Solo, Encore, and Direct
MNN020)
Medica Symphony, Solo, Encore,
and Direct MNN020 Nephrology
(Medica Regional Service Area)

¹ Access Standard Criteria Abbreviations:
L: Large Metro
M: Metro
I: Micro
R: Rural
C: CEAC

[illegible]

Neurology/Medica Symphony, Solo, Encore, and Direct/MNN020

August 14, 2025

Created by...
MedicaMedica Symphony, Solo, Encore, and
Direct MNN020 Neurology

941 providers at 292 locations

■ All providers

Neurology

Employee Group

National Proxy Census (Medica
Symphony, Solo, Encore, and Direct
MNN020)

Provider Group

Medica Symphony, Solo, Encore, and
Direct MNN020 Neurology (Medica
Regional Service Area)

26,479 enrollee locations

◆ With access (26,299)

● Without access (180)

The Access Standard is defined as
(National Proxy Census (Medica
Symphony, Solo, Encore, and Direct
MNN020)) enrollees accessing in:

Large Metro areas...

1 (Medica Symphony, Solo, Encore,
and Direct MNN020 Neurology
(Medica Regional Service Area))
provider in 10 miles and 20 minutes

Metro areas...

1 (Medica Symphony, Solo, Encore,
and Direct MNN020 Neurology
(Medica Regional Service Area))
provider in 30 miles and 45 minutes

Micro areas...

1 (Medica Symphony, Solo, Encore,
and Direct MNN020 Neurology
(Medica Regional Service Area))
provider in 45 miles and 60 minutes

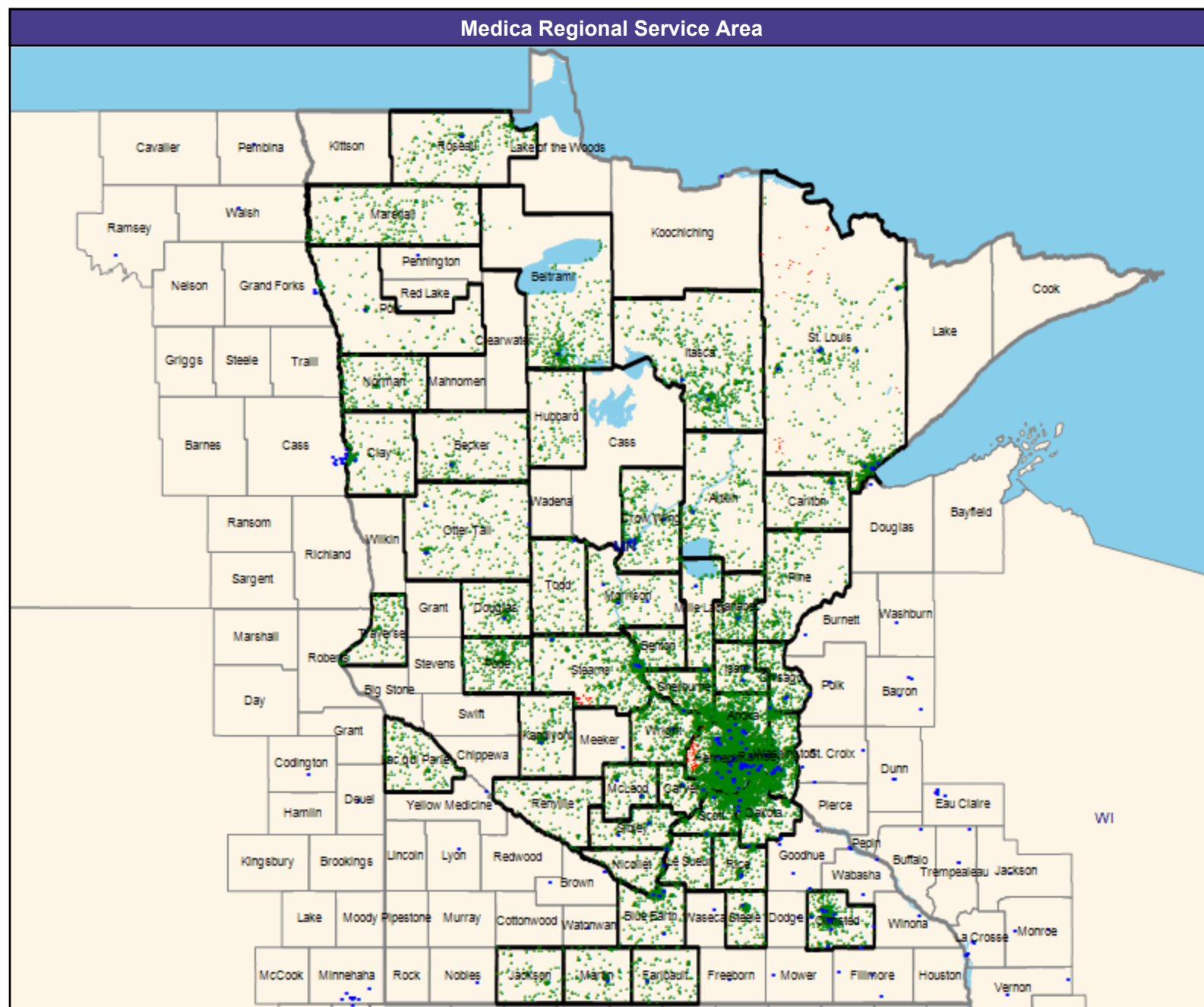
Rural areas...

1 (Medica Symphony, Solo, Encore,
and Direct MNN020 Neurology
(Medica Regional Service Area))
provider in 60 miles and 75 minutes

CEAC areas...

1 (Medica Symphony, Solo, Encore,
and Direct MNN020 Neurology
(Medica Regional Service Area))
provider in 100 miles and 110
minutes

Service Areas



Access Detail By County

August 14, 2025

Created by...
Medica

Access Analysis

Neurology

Enrollee / Provider Groups

National Proxy Census (Medica
Symphony, Solo, Encore, and Direct
MNN020)Medica Symphony, Solo, Encore,
and Direct MNN020 Neurology
(Medica Regional Service Area)¹ Access Standard Criteria Abbreviations:

L: Large Metro

M: Metro

I: Micro

R: Rural

C: CEAC

All Enrollees										
State Name	County	Enrollee	Provider	Counts	With Access		Without Access		Average Distance	Average Time
		#	Standard ¹	#	#	%	#	%	1	1
Minnesota	Aitkin	284	1 in 100 miles and 110 m...	1	284	100.0	0	0.0	17.0	18.5
	Anoka	1,761	1 in 30 miles and 45 mins	61	1,761	100.0	0	0.0	4.5	5.5
	Becker	181	1 in 60 miles and 75 mins	1	181	100.0	0	0.0	13.2	14.3
	Beltrami	448	1 in 60 miles and 75 mins	10	448	100.0	0	0.0	13.3	14.4
	Benton	242	1 in 45 miles and 60 mins	0	242	100.0	0	0.0	8.6	9.9
	Blue Earth	348	1 in 45 miles and 60 mins	63	348	100.0	0	0.0	5.2	5.6
	Carlton	177	1 in 60 miles and 75 mins	1	177	100.0	0	0.0	11.4	12.4
	Carver	400	1 in 30 miles and 45 mins	29	400	100.0	0	0.0	5.6	6.2
	Chisago	270	1 in 30 miles and 45 mins	17	270	100.0	0	0.0	8.3	9.1
	Clay	328	1 in 45 miles and 60 mins	1	328	100.0	0	0.0	7.7	8.6
	Crow Wing	344	1 in 45 miles and 60 mins	48	344	100.0	0	0.0	9.8	10.7
	Dakota	1,846	1 in 30 miles and 45 mins	109	1,846	100.0	0	0.0	6.1	7.8
	Douglas	187	1 in 45 miles and 60 mins	1	187	100.0	0	0.0	8.0	8.7
	Faribault	149	1 in 60 miles and 75 mins	5	149	100.0	0	0.0	11.5	12.5
	Hennepin	5,023	1 in 10 miles and 20 mins	719	4,918	97.9	105	2.1	2.9	4.5
	Hubbard	109	1 in 60 miles and 75 mins	0	109	100.0	0	0.0	29.9	32.6
	Isanti	232	1 in 45 miles and 60 mins	6	232	100.0	0	0.0	5.7	6.2
	Itasca	858	1 in 60 miles and 75 mins	17	858	100.0	0	0.0	13.5	14.6
	Jackson	109	1 in 60 miles and 75 mins	0	109	100.0	0	0.0	25.0	27.2
	Kanabec	351	1 in 60 miles and 75 mins	1	351	100.0	0	0.0	6.8	7.4
	Kandiyohi	233	1 in 45 miles and 60 mins	2	233	100.0	0	0.0	8.7	9.4
	Lac qui Parle	266	1 in 100 miles and 110 m...	0	266	100.0	0	0.0	32.6	35.6
	Le Sueur	138	1 in 45 miles and 60 mins	1	138	100.0	0	0.0	8.1	8.8
	Marshall	376	1 in 100 miles and 110 m...	0	376	100.0	0	0.0	28.0	30.5
	Martin	195	1 in 60 miles and 75 mins	10	195	100.0	0	0.0	8.1	8.8
	McLeod	189	1 in 45 miles and 60 mins	23	189	100.0	0	0.0	5.9	6.4
	Mille Lacs	148	1 in 60 miles and 75 mins	1	148	100.0	0	0.0	9.7	10.6
	Morrison	187	1 in 60 miles and 75 mins	6	187	100.0	0	0.0	7.5	8.1
	Nicollet	162	1 in 45 miles and 60 mins	5	162	100.0	0	0.0	4.9	5.3
	Norman	281	1 in 100 miles and 110 m...	0	281	100.0	0	0.0	32.6	35.5
	Olmsted	716	1 in 30 miles and 45 mins	605	716	100.0	0	0.0	2.4	2.7
	Otter Tail	298	1 in 45 miles and 60 mins	20	298	100.0	0	0.0	13.2	14.3
	Pine	293	1 in 60 miles and 75 mins	0	293	100.0	0	0.0	23.9	26.1
	Polk	151	1 in 60 miles and 75 mins	2	151	100.0	0	0.0	18.2	19.8
	Pope	451	1 in 60 miles and 75 mins	0	451	100.0	0	0.0	21.2	23.1
	Ramsey	2,547	1 in 10 miles and 20 mins	132	2,547	100.0	0	0.0	2.3	3.6
	Renville	156	1 in 60 miles and 75 mins	0	156	100.0	0	0.0	21.1	23.0
	Rice	319	1 in 30 miles and 45 mins	14	319	100.0	0	0.0	5.5	5.9
	Roseau	343	1 in 100 miles and 110 m...	5	343	100.0	0	0.0	15.5	16.9
	Scott	612	1 in 30 miles and 45 mins	11	612	100.0	0	0.0	5.7	6.4

Access Detail By County

Created by...
Medica

1 Access Standard Criteria Abbreviations:
L: Large Metro
M: Metro
I: Micro
R: Rural
C: CEAC

[illegible]

Neurosurgery/Medica Symphony, Solo, Encore, and Direct/MNN020

August 14, 2025

Created by...
MedicaMedica Symphony, Solo, Encore, and
Direct MNN020 Neurosurgery

340 providers at 175 locations

■ All providers

Neurosurgery

Employee Group

National Proxy Census (Medica
Symphony, Solo, Encore, and Direct
MNN020)

Provider Group

Medica Symphony, Solo, Encore, and
Direct MNN020 Neurosurgery (Medica
Regional Service Area)

26,479 enrollee locations

◆ With access (26,398)

● Without access (81)

The Access Standard is defined as
(National Proxy Census (Medica
Symphony, Solo, Encore, and Direct
MNN020)) enrollees accessing in:

Large Metro areas...

1 (Medica Symphony, Solo, Encore,
and Direct MNN020 Neurosurgery
(Medica Regional Service Area))
provider in 15 miles and 30 minutes

Metro areas...

1 (Medica Symphony, Solo, Encore,
and Direct MNN020 Neurosurgery
(Medica Regional Service Area))
provider in 40 miles and 60 minutes

Micro areas...

1 (Medica Symphony, Solo, Encore,
and Direct MNN020 Neurosurgery
(Medica Regional Service Area))
provider in 75 miles and 100 minutes

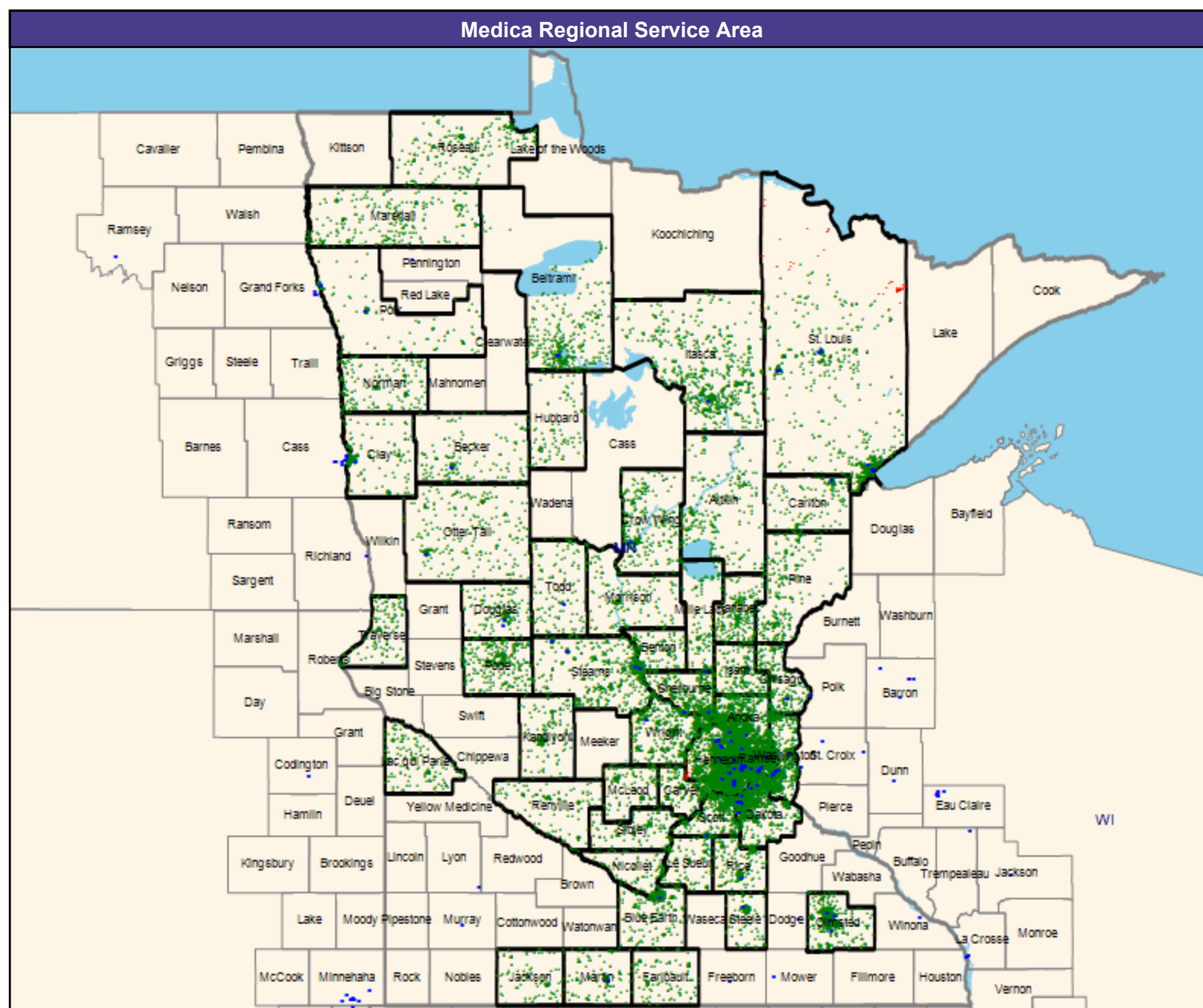
Rural areas...

1 (Medica Symphony, Solo, Encore,
and Direct MNN020 Neurosurgery
(Medica Regional Service Area))
provider in 90 miles and 110 minutes

CEAC areas...

1 (Medica Symphony, Solo, Encore,
and Direct MNN020 Neurosurgery
(Medica Regional Service Area))
provider in 130 miles and 145
minutes

Service Areas



Access Detail By County

August 14, 2025

Created by...
Medica

Access Analysis

Neurosurgery

Enrollee / Provider Groups

National Proxy Census (Medica
Symphony, Solo, Encore, and Direct
MNN020)Medica Symphony, Solo, Encore,
and Direct MNN020 Neurosurgery
(Medica Regional Service Area)¹ Access Standard Criteria Abbreviations:

L: Large Metro

M: Metro

I: Micro

R: Rural

C: CEAC

All Enrollees										
State Name	County	Enrollee	Provider	Counts	With Access		Without Access		Average Distance	Average Time
		#	Standard ¹	#	#	%	#	%	1	1
Minnesota	Aitkin	284	1 in 130 miles and 145 m...	0	284	100.0	0	0.0	35.4	38.6
	Anoka	1,761	1 in 40 miles and 60 mins	54	1,761	100.0	0	0.0	5.4	6.9
	Becker	181	1 in 90 miles and 110 mins	1	181	100.0	0	0.0	13.7	14.9
	Beltrami	448	1 in 90 miles and 110 mins	4	448	100.0	0	0.0	13.3	14.5
	Benton	242	1 in 75 miles and 100 mins	0	242	100.0	0	0.0	8.9	10.5
	Blue Earth	348	1 in 75 miles and 100 mins	16	348	100.0	0	0.0	7.8	8.5
	Carlton	177	1 in 90 miles and 110 mins	2	177	100.0	0	0.0	12.3	13.3
	Carver	400	1 in 40 miles and 60 mins	0	400	100.0	0	0.0	16.7	21.9
	Chisago	270	1 in 40 miles and 60 mins	1	270	100.0	0	0.0	11.9	12.9
	Clay	328	1 in 75 miles and 100 mins	1	328	100.0	0	0.0	8.6	9.5
	Crow Wing	344	1 in 75 miles and 100 mins	9	344	100.0	0	0.0	15.0	16.3
	Dakota	1,846	1 in 40 miles and 60 mins	70	1,846	100.0	0	0.0	5.6	6.6
	Douglas	187	1 in 75 miles and 100 mins	2	187	100.0	0	0.0	7.8	8.5
	Faribault	149	1 in 90 miles and 110 mins	0	149	100.0	0	0.0	21.7	23.6
	Hennepin	5,023	1 in 15 miles and 30 mins	314	5,000	99.5	23	0.5	3.3	5.2
	Hubbard	109	1 in 90 miles and 110 mins	0	109	100.0	0	0.0	32.3	35.2
	Isanti	232	1 in 75 miles and 100 mins	0	232	100.0	0	0.0	17.6	19.2
	Itasca	858	1 in 90 miles and 110 mins	1	858	100.0	0	0.0	16.6	18.1
	Jackson	109	1 in 90 miles and 110 mins	0	109	100.0	0	0.0	32.7	35.6
	Kanabec	351	1 in 90 miles and 110 mins	0	351	100.0	0	0.0	33.3	36.3
	Kandiyohi	233	1 in 75 miles and 100 mins	0	233	100.0	0	0.0	39.9	43.5
	Lac qui Parle	266	1 in 130 miles and 145 m...	0	266	100.0	0	0.0	48.4	52.8
	Le Sueur	138	1 in 75 miles and 100 mins	0	138	100.0	0	0.0	13.5	14.7
	Marshall	376	1 in 130 miles and 145 m...	0	376	100.0	0	0.0	27.4	29.8
	Martin	195	1 in 90 miles and 110 mins	1	195	100.0	0	0.0	8.6	9.4
	McLeod	189	1 in 75 miles and 100 mins	0	189	100.0	0	0.0	32.6	35.6
	Mille Lacs	148	1 in 90 miles and 110 mins	0	148	100.0	0	0.0	19.4	21.2
	Morrison	187	1 in 90 miles and 110 mins	0	187	100.0	0	0.0	23.6	26.2
	Nicollet	162	1 in 75 miles and 100 mins	0	162	100.0	0	0.0	14.2	15.4
	Norman	281	1 in 130 miles and 145 m...	0	281	100.0	0	0.0	33.2	36.2
	Olmsted	716	1 in 40 miles and 60 mins	123	716	100.0	0	0.0	4.2	4.8
	Otter Tail	298	1 in 75 miles and 100 mins	2	298	100.0	0	0.0	19.4	21.1
	Pine	293	1 in 90 miles and 110 mins	0	293	100.0	0	0.0	39.2	42.7
	Polk	151	1 in 90 miles and 110 mins	3	151	100.0	0	0.0	17.5	19.0
	Pope	451	1 in 90 miles and 110 mins	0	451	100.0	0	0.0	18.7	20.4
	Ramsey	2,547	1 in 15 miles and 30 mins	107	2,547	100.0	0	0.0	2.9	4.7
	Renville	156	1 in 90 miles and 110 mins	0	156	100.0	0	0.0	52.8	57.5
	Rice	319	1 in 40 miles and 60 mins	2	319	100.0	0	0.0	8.7	9.5
	Roseau	343	1 in 130 miles and 145 m...	0	343	100.0	0	0.0	60.6	66.0
	Scott	612	1 in 40 miles and 60 mins	4	612	100.0	0	0.0	8.0	9.5

Occupational Therapy/Medica Symphony, Solo, Encore, and Direct/MNN020

August 14, 2025

Created by...
Medica

Medica Symphony, Solo, Encore, and
Direct MNN020 Occupational Therapy

2,099 providers at 685 locations

■ All providers

Occupational Therapy

Employee Group

National Proxy Census (Medica
Symphony, Solo, Encore, and Direct
MNN020)

Provider Group

Medica Symphony, Solo, Encore, and
Direct MNN020 Occupational Therapy
(Medica Regional Service Area)

26,479 enrollee locations

◆ With access (26,411)

● Without access (68)

The Access Standard is defined as
(National Proxy Census (Medica
Symphony, Solo, Encore, and Direct
MNN020)) enrollees accessing in:

Large Metro areas...

1 (Medica Symphony, Solo, Encore,
and Direct MNN020 Occupational
Therapy (Medica Regional Service
Area)) provider in 10 miles and 20
minutes

Metro areas...

1 (Medica Symphony, Solo, Encore,
and Direct MNN020 Occupational
Therapy (Medica Regional Service
Area)) provider in 30 miles and 45
minutes

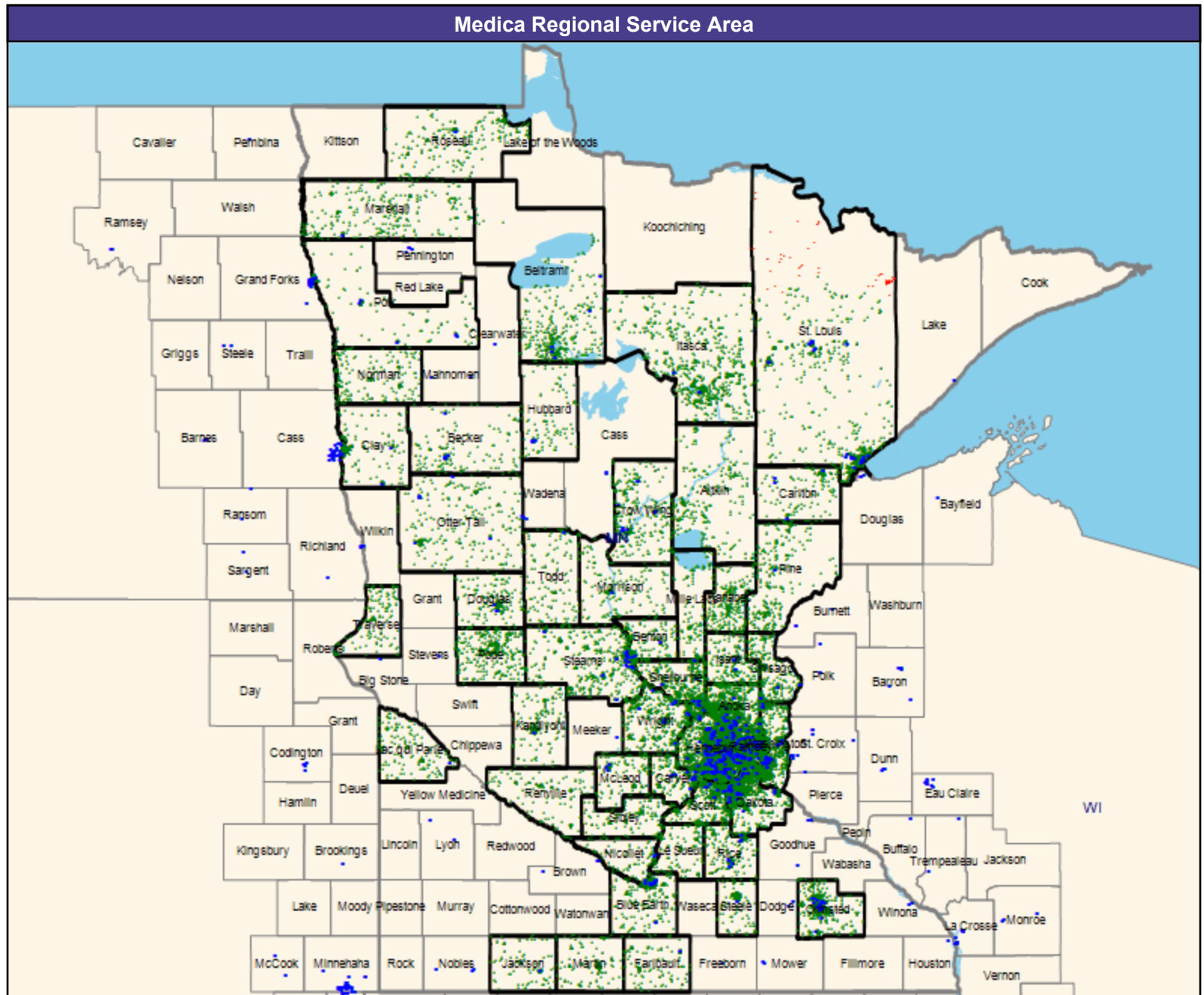
Micro areas...

1 (Medica Symphony, Solo, Encore,
and Direct MNN020 Occupational
Therapy (Medica Regional Service
Area)) provider in 60 miles and 80
minutes

Rural areas...

1 (Medica Symphony, Solo, Encore,
and Direct MNN020 Occupational
Therapy (Medica Regional Service
Area)) provider in 60 miles and 75
minutes

CEAC areas...



Access Detail By County

August 14, 2025

Created by...
Medica

Access Analysis
Occupational Therapy

Enrollee / Provider Groups
National Proxy Census (Medica
Symphony, Solo, Encore, and Direct
MNN020)
Medica Symphony, Solo, Encore,
and Direct MNN020 Occupational
Therapy (Medica Regional Service
Area)

¹ Access Standard Criteria Abbreviations:

L: Large Metro
M: Metro
I: Micro
R: Rural
C: CEAC

All Enrollees										
State Name	County	Enrollee	Provider	Counts	With Access		Without Access		Average Distance	Average Time
		#	Standard ¹	#	#	%	#	%	1	1
Minnesota	Aitkin	284	1 in 100 miles and 110 m...	0	284	100.0	0	0.0	20.0	21.8
	Anoka	1,761	1 in 30 miles and 45 mins	503	1,761	100.0	0	0.0	2.6	3.1
	Becker	181	1 in 60 miles and 75 mins	14	181	100.0	0	0.0	8.6	9.4
	Beltrami	448	1 in 60 miles and 75 mins	40	448	100.0	0	0.0	8.3	9.0
	Benton	242	1 in 60 miles and 80 mins	3	242	100.0	0	0.0	4.6	5.0
	Blue Earth	348	1 in 60 miles and 80 mins	52	348	100.0	0	0.0	5.0	5.4
	Carlton	177	1 in 60 miles and 75 mins	8	177	100.0	0	0.0	5.6	6.1
	Carver	400	1 in 30 miles and 45 mins	121	400	100.0	0	0.0	3.9	4.3
	Chisago	270	1 in 30 miles and 45 mins	14	270	100.0	0	0.0	8.3	9.0
	Clay	328	1 in 60 miles and 80 mins	6	328	100.0	0	0.0	4.5	5.0
	Crow Wing	344	1 in 60 miles and 80 mins	37	344	100.0	0	0.0	5.9	6.4
	Dakota	1,846	1 in 30 miles and 45 mins	596	1,846	100.0	0	0.0	2.3	2.9
	Douglas	187	1 in 60 miles and 80 mins	3	187	100.0	0	0.0	7.0	7.6
	Faribault	149	1 in 60 miles and 75 mins	1	149	100.0	0	0.0	17.2	18.8
	Hennepin	5,023	1 in 10 miles and 20 mins	2,234	5,023	100.0	0	0.0	1.3	2.1
	Hubbard	109	1 in 60 miles and 75 mins	6	109	100.0	0	0.0	10.7	11.6
	Isanti	232	1 in 60 miles and 80 mins	36	232	100.0	0	0.0	5.6	6.1
	Itasca	858	1 in 60 miles and 75 mins	14	858	100.0	0	0.0	12.7	13.8
	Jackson	109	1 in 60 miles and 75 mins	4	109	100.0	0	0.0	10.6	11.5
	Kanabec	351	1 in 60 miles and 75 mins	0	351	100.0	0	0.0	22.2	24.2
	Kandiyohi	233	1 in 60 miles and 80 mins	1	233	100.0	0	0.0	8.7	9.5
	Lac qui Parle	266	1 in 100 miles and 110 m...	1	266	100.0	0	0.0	20.7	22.6
	Le Sueur	138	1 in 60 miles and 80 mins	0	138	100.0	0	0.0	14.2	15.4
	Marshall	376	1 in 100 miles and 110 m...	1	376	100.0	0	0.0	17.0	18.5
	Martin	195	1 in 60 miles and 75 mins	0	195	100.0	0	0.0	25.1	27.4
	McLeod	189	1 in 60 miles and 80 mins	17	189	100.0	0	0.0	9.7	10.6
	Mille Lacs	148	1 in 60 miles and 75 mins	0	148	100.0	0	0.0	17.2	18.7
	Morrison	187	1 in 60 miles and 75 mins	5	187	100.0	0	0.0	10.8	11.7
	Nicollet	162	1 in 60 miles and 80 mins	12	162	100.0	0	0.0	4.5	4.9
	Norman	281	1 in 100 miles and 110 m...	0	281	100.0	0	0.0	21.6	23.5
	Olmsted	716	1 in 30 miles and 45 mins	932	716	100.0	0	0.0	3.0	3.4
	Otter Tail	298	1 in 60 miles and 80 mins	14	298	100.0	0	0.0	10.0	10.9
	Pine	293	1 in 60 miles and 75 mins	1	293	100.0	0	0.0	12.1	13.2
	Polk	151	1 in 60 miles and 75 mins	16	151	100.0	0	0.0	7.1	7.8
	Pope	451	1 in 60 miles and 75 mins	0	451	100.0	0	0.0	17.6	19.2
	Ramsey	2,547	1 in 10 miles and 20 mins	587	2,547	100.0	0	0.0	1.2	2.0
	Renville	156	1 in 60 miles and 75 mins	0	156	100.0	0	0.0	24.2	26.3
	Rice	319	1 in 30 miles and 45 mins	20	319	100.0	0	0.0	4.6	5.0
	Roseau	343	1 in 100 miles and 110 m...	1	343	100.0	0	0.0	15.5	16.9
	Scott	612	1 in 30 miles and 45 mins	39	612	100.0	0	0.0	4.8	5.2

Access Detail By County

Created by...
Medica

Access Analysis
Occupational Therapy
Enrollee / Provider Groups
National Proxy Census (Medica
Symphony, Solo, Encore, and Direct
MNN020)
Medica Symphony, Solo, Encore,
and Direct MNN020 Occupational
Therapy (Medica Regional Service
Area)

¹ Access Standard Criteria Abbreviations:
L: Large Metro
M: Metro
I: Micro
R: Rural
C: CEAC

[illegible]

Oncology - Medical & Surgical/Medica Symphony, Solo, Encore, and Direct/MNN020

August 14, 2025

Created by...
Medica

Medica Symphony, Solo, Encore, and Direct MNN020 Oncology - Medical & Surgical

835 providers at 271 locations

■ All providers

Oncology - Medical & Surgical

Employee Group

National Proxy Census (Medica Symphony, Solo, Encore, and Direct MNN020)

Provider Group

Medica Symphony, Solo, Encore, and Direct MNN020 Oncology - Medical & Surgical (Medica Regional Service Area)

26,479 enrollee locations

◆ With access (26,249)

● Without access (230)

The Access Standard is defined as (National Proxy Census (Medica Symphony, Solo, Encore, and Direct MNN020)) enrollees accessing in:

Large Metro areas...

1 (Medica Symphony, Solo, Encore, and Direct MNN020 Oncology - Medical & Surgical (Medica Regional Service Area)) provider in 10 miles and 20 minutes

Metro areas...

1 (Medica Symphony, Solo, Encore, and Direct MNN020 Oncology - Medical & Surgical (Medica Regional Service Area)) provider in 30 miles and 45 minutes

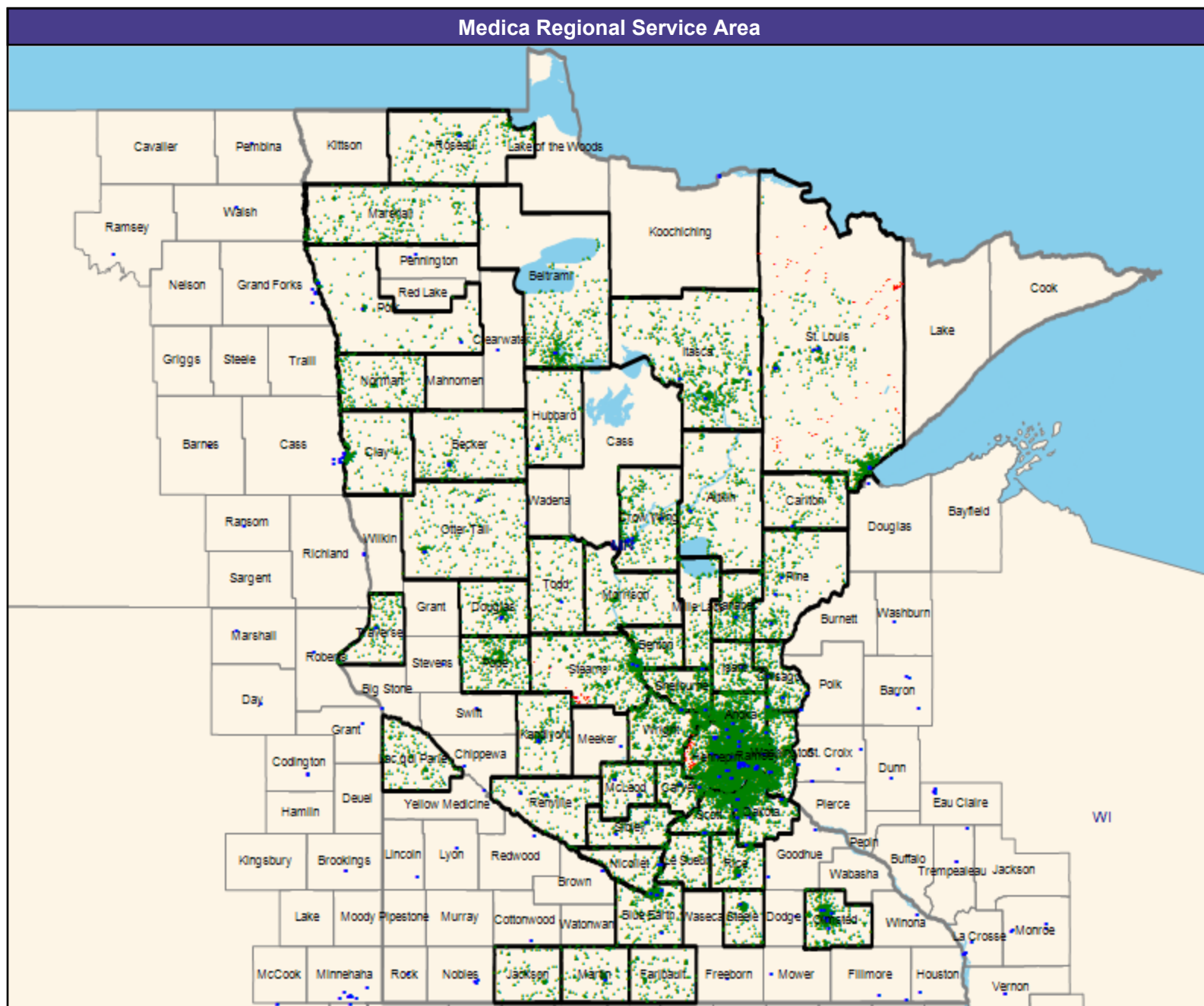
Micro areas...

1 (Medica Symphony, Solo, Encore, and Direct MNN020 Oncology - Medical & Surgical (Medica Regional Service Area)) provider in 45 miles and 60 minutes

Rural areas...

1 (Medica Symphony, Solo, Encore, and Direct MNN020 Oncology - Medical & Surgical (Medica Regional Service Area)) provider in 60 miles and 75 minutes

CEAC areas...



Access Detail By County

August 14, 2025

Created by...
Medica

Access Analysis

Oncology - Medical & Surgical

Enrollee / Provider Groups

National Proxy Census (Medica
Symphony, Solo, Encore, and Direct
MNN020)Medica Symphony, Solo, Encore,
and Direct MNN020 Oncology -
Medical & Surgical (Medica
Regional Service Area)¹ Access Standard Criteria Abbreviations:

L: Large Metro

M: Metro

I: Micro

R: Rural

C: CEAC

All Enrollees										
State Name	County	Enrollee	Provider	Counts	With Access		Without Access		Average Distance	Average Time
		#	Standard ¹	#	#	%	#	%	1	1
Minnesota	Aitkin	284	1 in 100 miles and 110 m...	3	284	100.0	0	0.0	16.5	18.0
	Anoka	1,761	1 in 30 miles and 45 mins	254	1,761	100.0	0	0.0	4.4	5.3
	Becker	181	1 in 60 miles and 75 mins	7	181	100.0	0	0.0	10.7	11.7
	Beltrami	448	1 in 60 miles and 75 mins	29	448	100.0	0	0.0	13.2	14.4
	Benton	242	1 in 45 miles and 60 mins	0	242	100.0	0	0.0	9.0	10.5
	Blue Earth	348	1 in 45 miles and 60 mins	14	348	100.0	0	0.0	5.2	5.7
	Carlton	177	1 in 60 miles and 75 mins	1	177	100.0	0	0.0	15.5	16.9
	Carver	400	1 in 30 miles and 45 mins	169	400	100.0	0	0.0	5.6	6.2
	Chisago	270	1 in 30 miles and 45 mins	66	270	100.0	0	0.0	5.3	5.8
	Clay	328	1 in 45 miles and 60 mins	0	328	100.0	0	0.0	9.5	10.9
	Crow Wing	344	1 in 45 miles and 60 mins	24	344	100.0	0	0.0	9.9	10.8
	Dakota	1,846	1 in 30 miles and 45 mins	176	1,846	100.0	0	0.0	5.0	6.5
	Douglas	187	1 in 45 miles and 60 mins	2	187	100.0	0	0.0	8.0	8.6
	Faribault	149	1 in 60 miles and 75 mins	0	149	100.0	0	0.0	19.7	21.4
	Hennepin	5,023	1 in 10 miles and 20 mins	983	4,950	98.5	73	1.5	3.4	5.3
	Hubbard	109	1 in 60 miles and 75 mins	8	109	100.0	0	0.0	12.7	13.8
	Isanti	232	1 in 45 miles and 60 mins	3	232	100.0	0	0.0	6.8	7.4
	Itasca	858	1 in 60 miles and 75 mins	9	858	100.0	0	0.0	11.9	12.9
	Jackson	109	1 in 60 miles and 75 mins	0	109	100.0	0	0.0	18.3	19.9
	Kanabec	351	1 in 60 miles and 75 mins	1	351	100.0	0	0.0	6.3	6.9
	Kandiyohi	233	1 in 45 miles and 60 mins	26	233	100.0	0	0.0	8.0	8.7
	Lac qui Parle	266	1 in 100 miles and 110 m...	0	266	100.0	0	0.0	20.8	22.7
	Le Sueur	138	1 in 45 miles and 60 mins	0	138	100.0	0	0.0	10.1	11.0
	Marshall	376	1 in 100 miles and 110 m...	0	376	100.0	0	0.0	26.3	28.7
	Martin	195	1 in 60 miles and 75 mins	9	195	100.0	0	0.0	8.6	9.3
	McLeod	189	1 in 45 miles and 60 mins	10	189	100.0	0	0.0	5.9	6.4
	Mille Lacs	148	1 in 60 miles and 75 mins	0	148	100.0	0	0.0	15.7	17.1
	Morrison	187	1 in 60 miles and 75 mins	0	187	100.0	0	0.0	22.2	24.6
	Nicollet	162	1 in 45 miles and 60 mins	3	162	100.0	0	0.0	4.7	5.1
	Norman	281	1 in 100 miles and 110 m...	0	281	100.0	0	0.0	31.8	34.7
	Olmsted	716	1 in 30 miles and 45 mins	505	716	100.0	0	0.0	3.9	4.3
	Otter Tail	298	1 in 45 miles and 60 mins	18	298	100.0	0	0.0	11.5	12.5
	Pine	293	1 in 60 miles and 75 mins	3	293	100.0	0	0.0	7.5	8.1
	Polk	151	1 in 60 miles and 75 mins	13	151	100.0	0	0.0	9.5	10.3
	Pope	451	1 in 60 miles and 75 mins	0	451	100.0	0	0.0	17.2	18.7
	Ramsey	2,547	1 in 10 miles and 20 mins	410	2,547	100.0	0	0.0	2.9	4.8
	Renville	156	1 in 60 miles and 75 mins	6	156	100.0	0	0.0	8.9	9.7
	Rice	319	1 in 30 miles and 45 mins	38	319	100.0	0	0.0	5.3	5.7
	Roseau	343	1 in 100 miles and 110 m...	7	343	100.0	0	0.0	15.6	16.9
	Scott	612	1 in 30 miles and 45 mins	8	612	100.0	0	0.0	7.4	8.4

Access Detail By County

Created by...
Medica

Access Analysis
Oncology - Medical & Surgical

Enrollee / Provider Groups
National Proxy Census (Medica
Symphony, Solo, Encore, and Direct
MNN020)
Medica Symphony, Solo, Encore,
and Direct MNN020 Oncology -
Medical & Surgical (Medica
Regional Service Area)

¹ Access Standard Criteria Abbreviations:
L: Large Metro
M: Metro
I: Micro
R: Rural
C: CEAC

[illegible]

Oncology - Radiation/Medica Symphony, Solo, Encore, and Direct/MNN020

August 14, 2025

Created by...
MedicaMedica Symphony, Solo, Encore, and
Direct MNN020 Oncology - Radiation

218 providers at 99 locations

■ All providers

Oncology - Radiation

Employee Group

National Proxy Census (Medica
Symphony, Solo, Encore, and Direct
MNN020)

Provider Group

Medica Symphony, Solo, Encore, and
Direct MNN020 Oncology - Radiation
(Medica Regional Service Area)

26,479 enrollee locations

◆ With access (26,370)

● Without access (109)

The Access Standard is defined as
(National Proxy Census (Medica
Symphony, Solo, Encore, and Direct
MNN020)) enrollees accessing in:

Large Metro areas...

1 (Medica Symphony, Solo, Encore,
and Direct MNN020 Oncology -
Radiation (Medica Regional Service
Area)) provider in 15 miles and 30
minutes

Metro areas...

1 (Medica Symphony, Solo, Encore,
and Direct MNN020 Oncology -
Radiation (Medica Regional Service
Area)) provider in 40 miles and 60
minutes

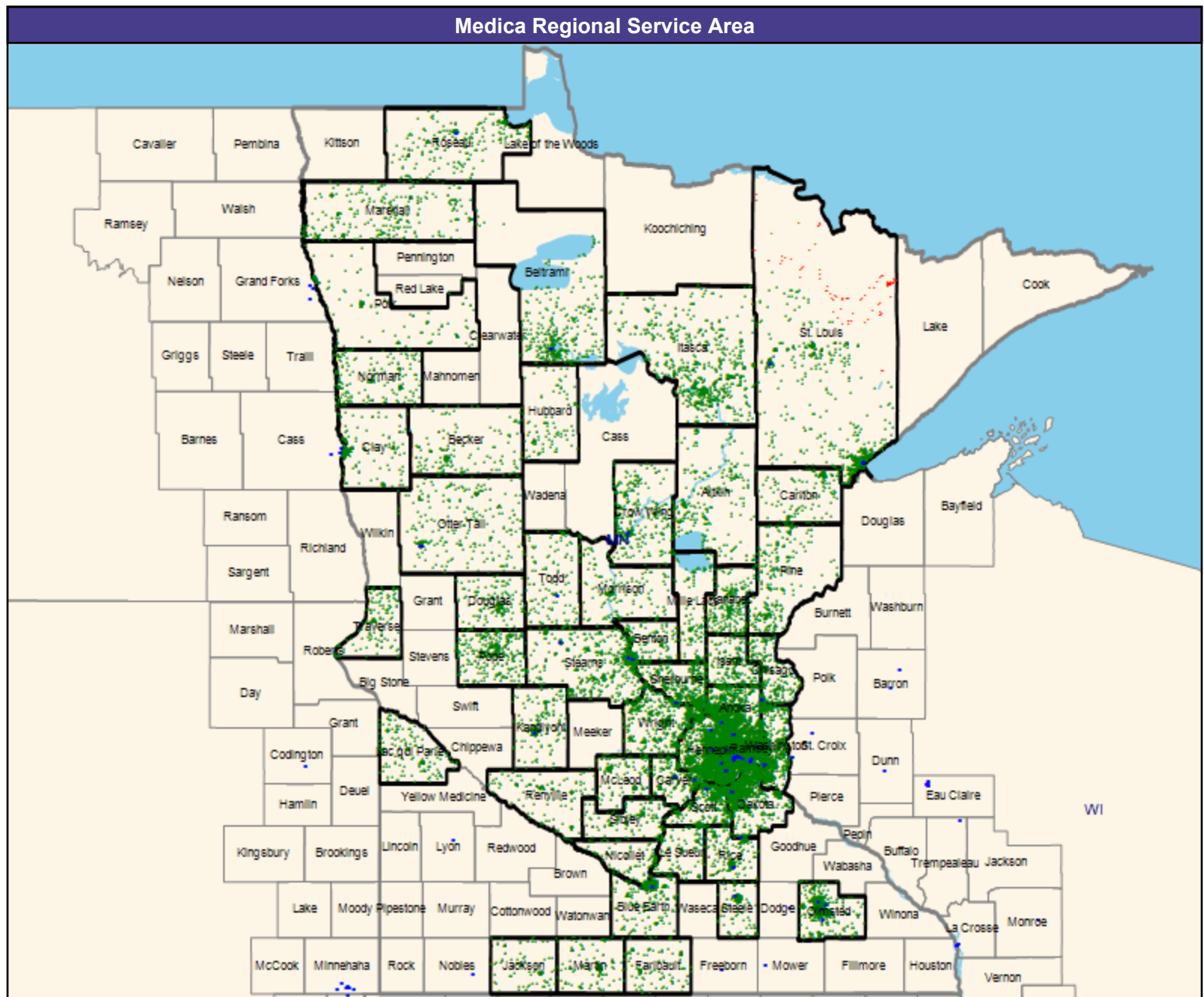
Micro areas...

1 (Medica Symphony, Solo, Encore,
and Direct MNN020 Oncology -
Radiation (Medica Regional Service
Area)) provider in 75 miles and 100
minutes

Rural areas...

1 (Medica Symphony, Solo, Encore,
and Direct MNN020 Oncology -
Radiation (Medica Regional Service
Area)) provider in 90 miles and 110
minutes

CEAC areas...



Access Detail By County

August 14, 2025

Created by...
Medica

Access Analysis

Oncology - Radiation

Enrollee / Provider Groups

National Proxy Census (Medica
Symphony, Solo, Encore, and Direct
MNN020)Medica Symphony, Solo, Encore,
and Direct MNN020 Oncology -
Radiation (Medica Regional Service
Area)¹ Access Standard Criteria Abbreviations:

L: Large Metro

M: Metro

I: Micro

R: Rural

C: CEAC

All Enrollees										
State Name	County	Enrollee	Provider	Counts	With Access		Without Access		Average Distance	Average Time
		#	Standard ¹	#	#	%	#	%	1	1
Minnesota	Aitkin	284	1 in 130 miles and 145 m...	0	284	100.0	0	0.0	40.6	44.3
	Anoka	1,761	1 in 40 miles and 60 mins	43	1,761	100.0	0	0.0	6.5	8.5
	Becker	181	1 in 90 miles and 110 mins	0	181	100.0	0	0.0	44.0	47.9
	Beltrami	448	1 in 90 miles and 110 mins	5	448	100.0	0	0.0	13.4	14.6
	Benton	242	1 in 75 miles and 100 mins	0	242	100.0	0	0.0	9.3	11.1
	Blue Earth	348	1 in 75 miles and 100 mins	84	348	100.0	0	0.0	7.9	8.6
	Carlton	177	1 in 90 miles and 110 mins	0	177	100.0	0	0.0	29.5	36.1
	Carver	400	1 in 40 miles and 60 mins	24	400	100.0	0	0.0	5.7	6.3
	Chisago	270	1 in 40 miles and 60 mins	22	270	100.0	0	0.0	14.6	15.9
	Clay	328	1 in 75 miles and 100 mins	0	328	100.0	0	0.0	10.0	11.3
	Crow Wing	344	1 in 75 miles and 100 mins	20	344	100.0	0	0.0	14.0	15.2
	Dakota	1,846	1 in 40 miles and 60 mins	21	1,846	100.0	0	0.0	7.3	9.4
	Douglas	187	1 in 75 miles and 100 mins	0	187	100.0	0	0.0	28.9	31.5
	Faribault	149	1 in 90 miles and 110 mins	0	149	100.0	0	0.0	30.4	33.2
	Hennepin	5,023	1 in 15 miles and 30 mins	128	5,020	99.9	3	0.1	4.0	6.1
	Hubbard	109	1 in 90 miles and 110 mins	0	109	100.0	0	0.0	33.6	36.6
	Isanti	232	1 in 75 miles and 100 mins	0	232	100.0	0	0.0	24.5	27.4
	Itasca	858	1 in 90 miles and 110 mins	0	858	100.0	0	0.0	34.7	37.8
	Jackson	109	1 in 90 miles and 110 mins	0	109	100.0	0	0.0	27.7	30.2
	Kanabec	351	1 in 90 miles and 110 mins	0	351	100.0	0	0.0	45.3	49.5
	Kandiyohi	233	1 in 75 miles and 100 mins	5	233	100.0	0	0.0	8.4	9.1
	Lac qui Parle	266	1 in 130 miles and 145 m...	0	266	100.0	0	0.0	42.9	46.7
	Le Sueur	138	1 in 75 miles and 100 mins	0	138	100.0	0	0.0	19.9	21.7
	Marshall	376	1 in 130 miles and 145 m...	0	376	100.0	0	0.0	38.9	42.4
	Martin	195	1 in 90 miles and 110 mins	0	195	100.0	0	0.0	48.6	52.9
	McLeod	189	1 in 75 miles and 100 mins	0	189	100.0	0	0.0	25.5	27.7
	Mille Lacs	148	1 in 90 miles and 110 mins	0	148	100.0	0	0.0	34.0	37.3
	Morrison	187	1 in 90 miles and 110 mins	0	187	100.0	0	0.0	23.9	26.6
	Nicollet	162	1 in 75 miles and 100 mins	0	162	100.0	0	0.0	14.2	15.4
	Norman	281	1 in 130 miles and 145 m...	0	281	100.0	0	0.0	37.4	40.7
	Olmsted	716	1 in 40 miles and 60 mins	309	716	100.0	0	0.0	4.2	4.8
	Otter Tail	298	1 in 75 miles and 100 mins	7	298	100.0	0	0.0	24.2	26.3
	Pine	293	1 in 90 miles and 110 mins	0	293	100.0	0	0.0	47.5	53.2
	Polk	151	1 in 90 miles and 110 mins	0	151	100.0	0	0.0	28.3	30.9
	Pope	451	1 in 90 miles and 110 mins	0	451	100.0	0	0.0	31.8	34.6
	Ramsey	2,547	1 in 15 miles and 30 mins	53	2,547	100.0	0	0.0	3.1	5.0
	Renville	156	1 in 90 miles and 110 mins	0	156	100.0	0	0.0	33.5	36.5
	Rice	319	1 in 40 miles and 60 mins	77	319	100.0	0	0.0	5.8	6.3
	Roseau	343	1 in 130 miles and 145 m...	2	343	100.0	0	0.0	15.6	17.0
	Scott	612	1 in 40 miles and 60 mins	19	612	100.0	0	0.0	7.8	8.7

Ophthalmology/Medica Symphony, Solo, Encore, and Direct/MNN020

August 14, 2025

Created by...
Medica

Medica Symphony, Solo, Encore, and Direct MNN020 Ophthalmology

1,659 providers at 1,024 locations

■ All providers

Ophthalmology

Employee Group

National Proxy Census (Medica Symphony, Solo, Encore, and Direct MNN020)

Provider Group

Medica Symphony, Solo, Encore, and Direct MNN020 Ophthalmology (Medica Regional Service Area)

26,479 enrollee locations

◆ With access (26,411)

● Without access (68)

The Access Standard is defined as (National Proxy Census (Medica Symphony, Solo, Encore, and Direct MNN020)) enrollees accessing in:

Large Metro areas...

1 (Medica Symphony, Solo, Encore, and Direct MNN020 Ophthalmology (Medica Regional Service Area)) provider in 10 miles and 20 minutes

Metro areas...

1 (Medica Symphony, Solo, Encore, and Direct MNN020 Ophthalmology (Medica Regional Service Area)) provider in 20 miles and 30 minutes

Micro areas...

1 (Medica Symphony, Solo, Encore, and Direct MNN020 Ophthalmology (Medica Regional Service Area)) provider in 35 miles and 50 minutes

Rural areas...

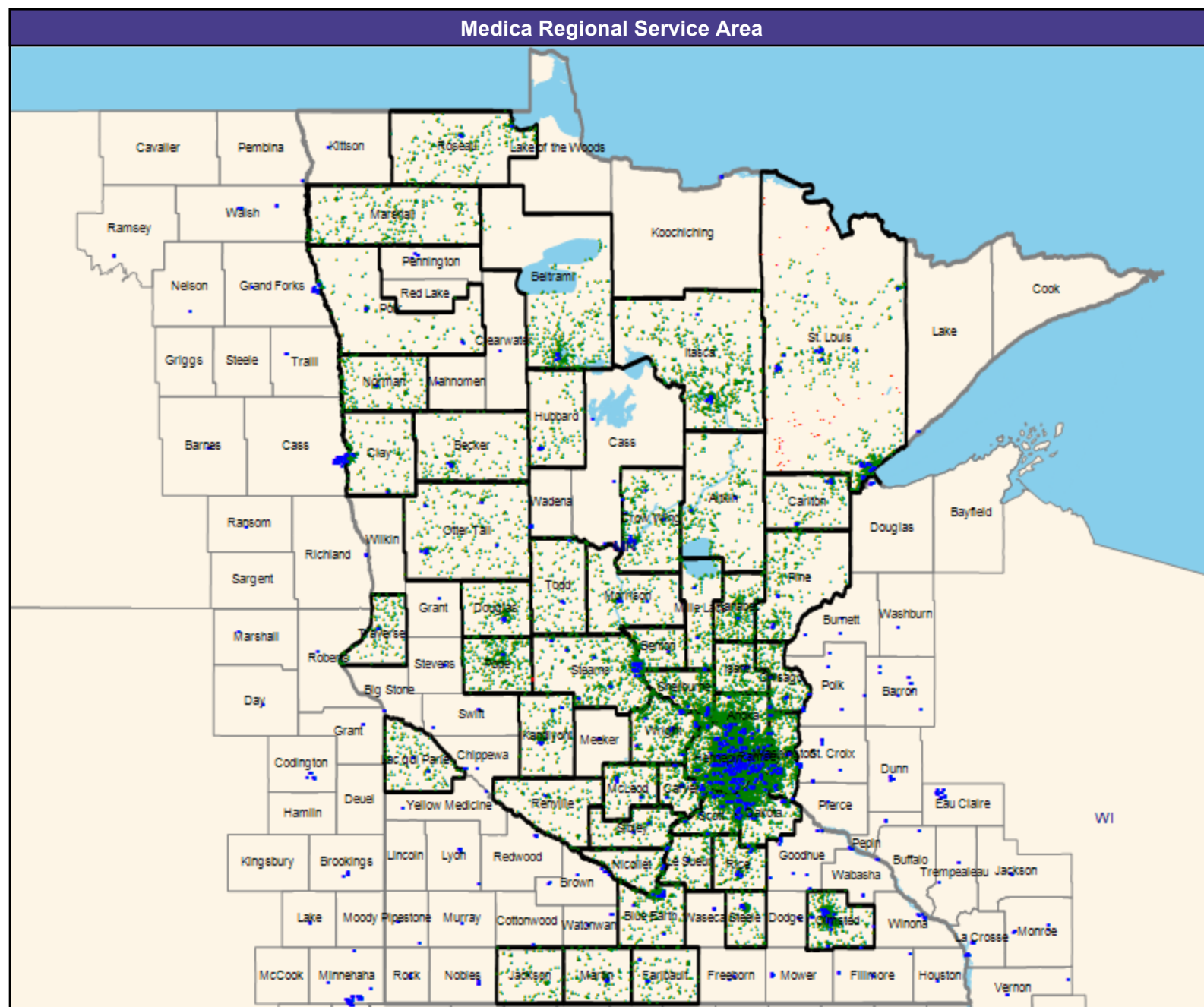
1 (Medica Symphony, Solo, Encore, and Direct MNN020 Ophthalmology (Medica Regional Service Area)) provider in 60 miles and 75 minutes

CEAC areas...

1 (Medica Symphony, Solo, Encore, and Direct MNN020 Ophthalmology (Medica Regional Service Area)) provider in 85 miles and 95 minutes

Service Areas

□ Medica Symphony, Solo, Encore, and Direct MNN020



Access Detail By County

August 14, 2025

Created by...
MedicaAccess Analysis
OphthalmologyEnrollee / Provider Groups
National Proxy Census (Medica
Symphony, Solo, Encore, and Direct
MNN020)
Medica Symphony, Solo, Encore,
and Direct MNN020 Ophthalmology
(Medica Regional Service Area)¹ Access Standard Criteria Abbreviations:L: Large Metro
M: Metro
I: Micro
R: Rural
C: CEAC

All Enrollees										
State Name	County	Enrollee	Provider	Counts	With Access		Without Access		Average Distance	Average Time
		#	Standard ¹	#	#	%	#	%	1	1
Minnesota	Aitkin	284	1 in 85 miles and 95 mins	4	284	100.0	0	0.0	11.9	12.9
	Anoka	1,761	1 in 20 miles and 30 mins	280	1,761	100.0	0	0.0	2.6	3.1
	Becker	181	1 in 60 miles and 75 mins	19	181	100.0	0	0.0	10.0	10.8
	Beltrami	448	1 in 60 miles and 75 mins	32	448	100.0	0	0.0	12.4	13.5
	Benton	242	1 in 35 miles and 50 mins	5	242	100.0	0	0.0	4.5	4.9
	Blue Earth	348	1 in 35 miles and 50 mins	81	348	100.0	0	0.0	3.8	4.2
	Carlton	177	1 in 60 miles and 75 mins	67	177	100.0	0	0.0	5.8	6.3
	Carver	400	1 in 20 miles and 30 mins	102	400	100.0	0	0.0	2.2	2.5
	Chisago	270	1 in 20 miles and 30 mins	39	270	100.0	0	0.0	4.8	5.2
	Clay	328	1 in 35 miles and 50 mins	18	328	100.0	0	0.0	5.3	5.9
	Crow Wing	344	1 in 35 miles and 50 mins	43	344	100.0	0	0.0	5.2	5.6
	Dakota	1,846	1 in 20 miles and 30 mins	349	1,846	100.0	0	0.0	1.8	2.2
	Douglas	187	1 in 35 miles and 50 mins	42	187	100.0	0	0.0	7.3	7.9
	Faribault	149	1 in 60 miles and 75 mins	60	149	100.0	0	0.0	10.0	10.9
	Hennepin	5,023	1 in 10 miles and 20 mins	1,233	5,023	100.0	0	0.0	1.3	1.9
	Hubbard	109	1 in 60 miles and 75 mins	14	109	100.0	0	0.0	9.7	10.5
	Isanti	232	1 in 35 miles and 50 mins	32	232	100.0	0	0.0	5.8	6.3
	Itasca	858	1 in 60 miles and 75 mins	42	858	100.0	0	0.0	11.9	13.0
	Jackson	109	1 in 60 miles and 75 mins	0	109	100.0	0	0.0	17.7	19.3
	Kanabec	351	1 in 60 miles and 75 mins	6	351	100.0	0	0.0	6.2	6.7
	Kandiyohi	233	1 in 35 miles and 50 mins	39	233	100.0	0	0.0	5.1	5.5
	Lac qui Parle	266	1 in 85 miles and 95 mins	9	266	100.0	0	0.0	5.7	6.2
	Le Sueur	138	1 in 35 miles and 50 mins	22	138	100.0	0	0.0	6.0	6.4
	Marshall	376	1 in 85 miles and 95 mins	1	376	100.0	0	0.0	16.8	18.2
	Martin	195	1 in 60 miles and 75 mins	18	195	100.0	0	0.0	7.5	8.2
	McLeod	189	1 in 35 miles and 50 mins	41	189	100.0	0	0.0	5.1	5.5
	Mille Lacs	148	1 in 60 miles and 75 mins	8	148	100.0	0	0.0	5.8	6.3
	Morrison	187	1 in 60 miles and 75 mins	19	187	100.0	0	0.0	7.3	7.9
	Nicollet	162	1 in 35 miles and 50 mins	10	162	100.0	0	0.0	4.0	4.4
	Norman	281	1 in 85 miles and 95 mins	5	281	100.0	0	0.0	12.1	13.2
	Olmsted	716	1 in 20 miles and 30 mins	344	716	100.0	0	0.0	2.2	2.4
	Otter Tail	298	1 in 35 miles and 50 mins	35	298	100.0	0	0.0	7.9	8.6
	Pine	293	1 in 60 miles and 75 mins	21	293	100.0	0	0.0	8.7	9.5
	Polk	151	1 in 60 miles and 75 mins	14	151	100.0	0	0.0	9.0	9.8
	Pope	451	1 in 60 miles and 75 mins	6	451	100.0	0	0.0	7.9	8.6
	Ramsey	2,547	1 in 10 miles and 20 mins	371	2,547	100.0	0	0.0	1.1	1.8
	Renville	156	1 in 60 miles and 75 mins	5	156	100.0	0	0.0	9.8	10.6
	Rice	319	1 in 20 miles and 30 mins	68	319	100.0	0	0.0	4.1	4.4
	Roseau	343	1 in 85 miles and 95 mins	6	343	100.0	0	0.0	10.2	11.0
	Scott	612	1 in 20 miles and 30 mins	114	612	100.0	0	0.0	2.1	2.2

August 14, 2025

Access Analysis
Ophthalmology

National Proxy Census (Medica
Symphony, Solo, Encore, and Direct
MNN020)

Medica Symphony, Solo, Encore,
and Direct MNN020 Ophthalmology
(Medica Regional Service Area)

L: Large Metro

M: Metro

I: Micro

R: Rural

C: CEAC

© 2025 Quest Analytics, LLC.

Orthopedic Surgery/Medica Symphony, Solo, Encore, and Direct/MNN020

August 14, 2025

Created by...
Medica

Medica Symphony, Solo, Encore, and Direct MNN020 Orthopedic Surgery

1,646 providers at 521 locations

■ All providers

Orthopedic Surgery

Employee Group

National Proxy Census (Medica Symphony, Solo, Encore, and Direct MNN020)

Provider Group

Medica Symphony, Solo, Encore, and Direct MNN020 Orthopedic Surgery (Medica Regional Service Area)

26,479 enrollee locations

◆ With access (26,289)

● Without access (190)

The Access Standard is defined as (National Proxy Census (Medica Symphony, Solo, Encore, and Direct MNN020)) enrollees accessing in:

Large Metro areas...

1 (Medica Symphony, Solo, Encore, and Direct MNN020 Orthopedic Surgery (Medica Regional Service Area)) provider in 10 miles and 20 minutes

Metro areas...

1 (Medica Symphony, Solo, Encore, and Direct MNN020 Orthopedic Surgery (Medica Regional Service Area)) provider in 20 miles and 30 minutes

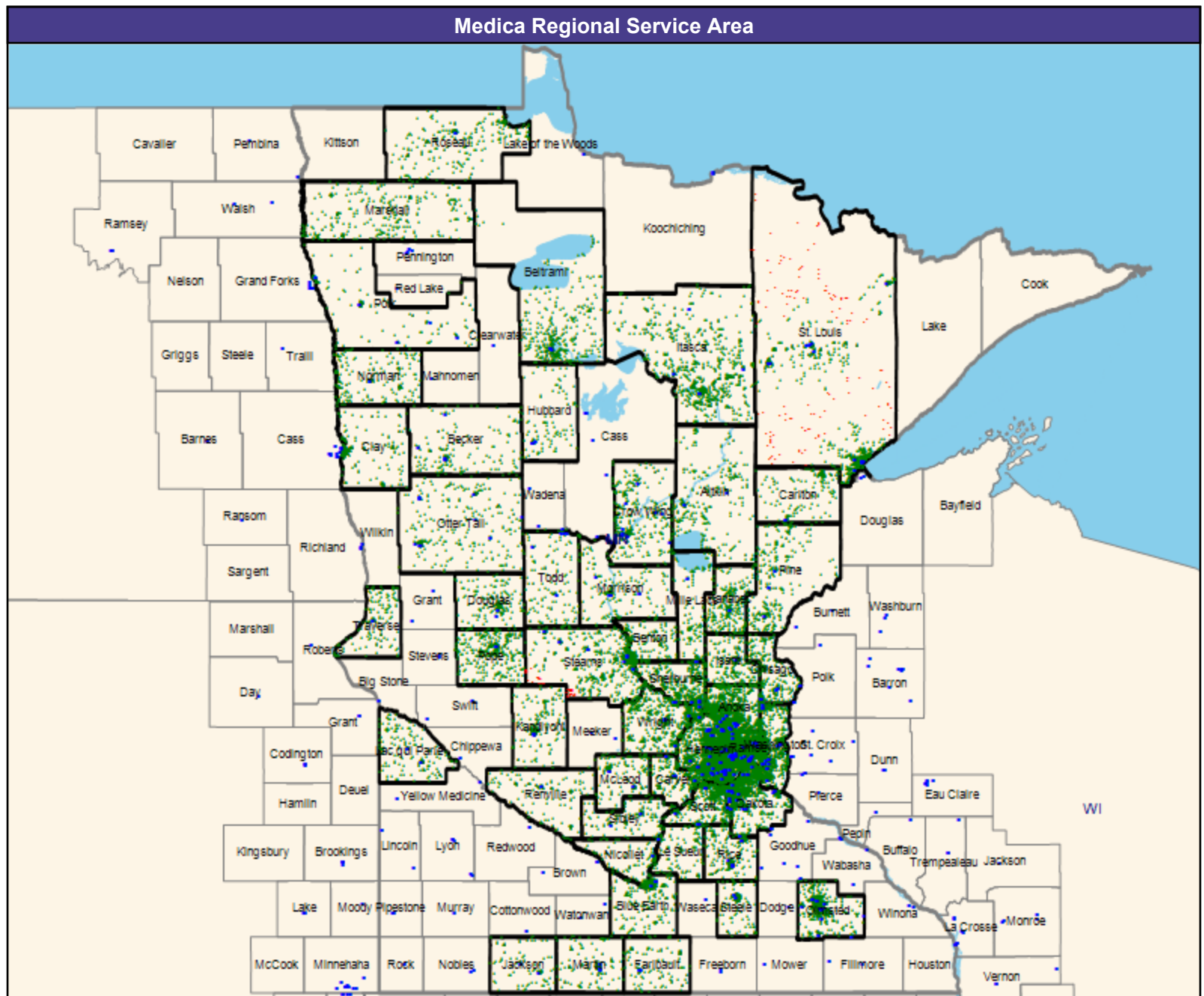
Micro areas...

1 (Medica Symphony, Solo, Encore, and Direct MNN020 Orthopedic Surgery (Medica Regional Service Area)) provider in 35 miles and 50 minutes

Rural areas...

1 (Medica Symphony, Solo, Encore, and Direct MNN020 Orthopedic Surgery (Medica Regional Service Area)) provider in 60 miles and 75 minutes

CEAC areas...



Access Detail By County

August 14, 2025

Created by...
Medica

Access Analysis
Orthopedic Surgery

Enrollee / Provider Groups
National Proxy Census (Medica
Symphony, Solo, Encore, and Direct
MNN020)
Medica Symphony, Solo, Encore,
and Direct MNN020 Orthopedic
Surgery (Medica Regional Service
Area)

¹ Access Standard Criteria Abbreviations:

L: Large Metro
M: Metro
I: Micro
R: Rural
C: CEAC

All Enrollees										
State Name	County	Enrollee	Provider	Counts	With Access		Without Access		Average Distance	Average Time
		#	Standard ¹	#	#	%	#	%	1	1
Minnesota	Aitkin	284	1 in 85 miles and 95 mins	14	284	100.0	0	0.0	11.0	11.9
	Anoka	1,761	1 in 20 miles and 30 mins	350	1,761	100.0	0	0.0	4.1	5.0
	Becker	181	1 in 60 miles and 75 mins	23	181	100.0	0	0.0	8.3	9.0
	Beltrami	448	1 in 60 miles and 75 mins	23	448	100.0	0	0.0	12.7	13.8
	Benton	242	1 in 35 miles and 50 mins	0	242	100.0	0	0.0	9.0	9.8
	Blue Earth	348	1 in 35 miles and 50 mins	45	348	100.0	0	0.0	6.7	7.2
	Carlton	177	1 in 60 miles and 75 mins	7	177	100.0	0	0.0	14.3	16.2
	Carver	400	1 in 20 miles and 30 mins	97	400	100.0	0	0.0	4.1	4.6
	Chisago	270	1 in 20 miles and 30 mins	39	270	100.0	0	0.0	7.6	8.2
	Clay	328	1 in 35 miles and 50 mins	0	328	100.0	0	0.0	7.0	7.9
	Crow Wing	344	1 in 35 miles and 50 mins	52	344	100.0	0	0.0	5.1	5.5
	Dakota	1,846	1 in 20 miles and 30 mins	433	1,846	100.0	0	0.0	2.7	3.4
	Douglas	187	1 in 35 miles and 50 mins	19	187	100.0	0	0.0	7.3	7.9
	Faribault	149	1 in 60 miles and 75 mins	7	149	100.0	0	0.0	12.0	13.0
	Hennepin	5,023	1 in 10 miles and 20 mins	1,570	5,023	100.0	0	0.0	2.1	3.3
	Hubbard	109	1 in 60 miles and 75 mins	21	109	100.0	0	0.0	10.0	10.9
	Isanti	232	1 in 35 miles and 50 mins	18	232	100.0	0	0.0	7.2	7.9
	Itasca	858	1 in 60 miles and 75 mins	27	858	100.0	0	0.0	10.0	10.8
	Jackson	109	1 in 60 miles and 75 mins	2	109	100.0	0	0.0	6.5	7.0
	Kanabec	351	1 in 60 miles and 75 mins	7	351	100.0	0	0.0	6.3	6.8
	Kandiyohi	233	1 in 35 miles and 50 mins	11	233	100.0	0	0.0	8.2	8.9
	Lac qui Parle	266	1 in 85 miles and 95 mins	5	266	100.0	0	0.0	5.9	6.4
	Le Sueur	138	1 in 35 miles and 50 mins	2	138	100.0	0	0.0	8.1	8.8
	Marshall	376	1 in 85 miles and 95 mins	0	376	100.0	0	0.0	24.0	26.1
	Martin	195	1 in 60 miles and 75 mins	22	195	100.0	0	0.0	7.0	7.6
	McLeod	189	1 in 35 miles and 50 mins	24	189	100.0	0	0.0	5.4	5.9
	Mille Lacs	148	1 in 60 miles and 75 mins	5	148	100.0	0	0.0	9.4	10.2
	Morrison	187	1 in 60 miles and 75 mins	44	187	100.0	0	0.0	7.0	7.6
	Nicollet	162	1 in 35 miles and 50 mins	25	162	100.0	0	0.0	5.5	6.0
	Norman	281	1 in 85 miles and 95 mins	1	281	100.0	0	0.0	11.4	12.3
	Olmsted	716	1 in 20 miles and 30 mins	378	716	100.0	0	0.0	2.6	2.9
	Otter Tail	298	1 in 35 miles and 50 mins	38	298	100.0	0	0.0	7.3	7.9
	Pine	293	1 in 60 miles and 75 mins	11	293	100.0	0	0.0	7.2	7.8
	Polk	151	1 in 60 miles and 75 mins	30	151	100.0	0	0.0	6.5	7.1
	Pope	451	1 in 60 miles and 75 mins	8	451	100.0	0	0.0	8.0	8.7
	Ramsey	2,547	1 in 10 miles and 20 mins	551	2,547	100.0	0	0.0	2.3	3.6
	Renville	156	1 in 60 miles and 75 mins	3	156	100.0	0	0.0	10.1	11.0
	Rice	319	1 in 20 miles and 30 mins	35	319	100.0	0	0.0	4.4	4.8
	Roseau	343	1 in 85 miles and 95 mins	8	343	100.0	0	0.0	15.5	16.8
	Scott	612	1 in 20 miles and 30 mins	51	612	100.0	0	0.0	4.3	4.8

Access Detail By County

Created by...
Medica

¹ Access Standard Criteria Abbreviations:
L: Large Metro
M: Metro
I: Micro
R: Rural
C: CEAC

[illegible]

Physical Medicine, Rehabilitation, and Occupational Medicine/Medica Symphony, Solo, Encore, and Direct

August 14, 2025

Created by...
MedicaMedica Symphony, Solo, Encore, and
Direct MNN020 Physical Medicine,
Rehabilitation and Occupational Medicine

374 providers at 293 locations

■ All providers

Physical Medicine, Rehabilitation and
Occupational Medicine

Employee Group

National Proxy Census (Medica
Symphony, Solo, Encore, and Direct
MNN020)

Provider Group

Medica Symphony, Solo, Encore, and
Direct MNN020 Physical Medicine,
Rehabilitation and Occupational
Medicine (Medica Regional Service
Area)

26,479 enrollee locations

◆ With access (26,394)

● Without access (85)

The Access Standard is defined as
(National Proxy Census (Medica
Symphony, Solo, Encore, and Direct
MNN020)) enrollees accessing in:

Large Metro areas...

1 (Medica Symphony, Solo, Encore,
and Direct MNN020 Physical
Medicine, Rehabilitation and
Occupational Medicine (Medica
Regional Service Area)) provider in
15 miles and 30 minutes

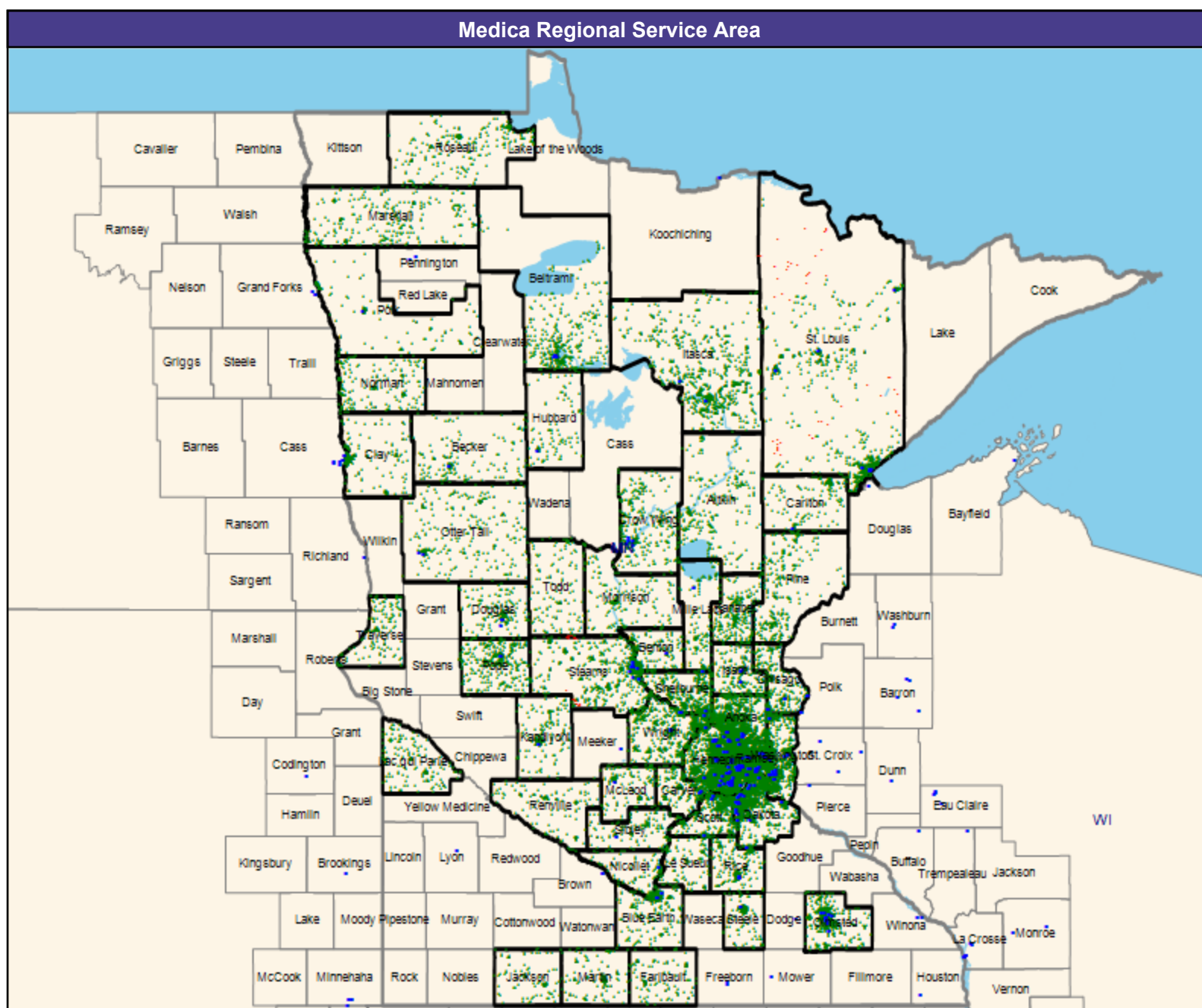
Metro areas...

1 (Medica Symphony, Solo, Encore,
and Direct MNN020 Physical
Medicine, Rehabilitation and
Occupational Medicine (Medica
Regional Service Area)) provider in
30 miles and 45 minutes

Micro areas...

1 (Medica Symphony, Solo, Encore,
and Direct MNN020 Physical
Medicine, Rehabilitation and
Occupational Medicine (Medica
Regional Service Area)) provider in
60 miles and 80 minutes

Rural areas...



Access Detail By County

August 14, 2025

Created by...
MedicaAccess Analysis
Physical Medicine, Rehabilitation and
Occupational MedicineEnrollee / Provider Groups
National Proxy Census (Medica
Symphony, Solo, Encore, and Direct
MNN020)
Medica Symphony, Solo, Encore,
and Direct MNN020 Physical
Medicine, Rehabilitation and
Occupational Medicine (Medica
Regional Service Area)¹ Access Standard Criteria Abbreviations:L: Large Metro
M: Metro
I: Micro
R: Rural
C: CEAC

All Enrollees										
State Name	County	Enrollee	Provider	Counts	With Access		Without Access		Average Distance	Average Time
		#	Standard ¹	#	#	%	#	%	1	1
Minnesota	Aitkin	284	1 in 110 miles and 125 m...	0	284	100.0	0	0.0	29.7	32.4
	Anoka	1,761	1 in 30 miles and 45 mins	40	1,761	100.0	0	0.0	4.6	5.7
	Becker	181	1 in 75 miles and 90 mins	2	181	100.0	0	0.0	11.0	12.0
	Beltrami	448	1 in 75 miles and 90 mins	7	448	100.0	0	0.0	12.8	13.9
	Benton	242	1 in 60 miles and 80 mins	1	242	100.0	0	0.0	4.9	5.4
	Blue Earth	348	1 in 60 miles and 80 mins	14	348	100.0	0	0.0	7.4	8.1
	Carlton	177	1 in 75 miles and 90 mins	3	177	100.0	0	0.0	15.4	16.8
	Carver	400	1 in 30 miles and 45 mins	4	400	100.0	0	0.0	8.1	8.9
	Chisago	270	1 in 30 miles and 45 mins	6	270	100.0	0	0.0	8.6	9.3
	Clay	328	1 in 60 miles and 80 mins	0	328	100.0	0	0.0	9.7	11.1
	Crow Wing	344	1 in 60 miles and 80 mins	9	344	100.0	0	0.0	12.7	13.8
	Dakota	1,846	1 in 30 miles and 45 mins	99	1,846	100.0	0	0.0	3.2	3.9
	Douglas	187	1 in 60 miles and 80 mins	7	187	100.0	0	0.0	7.7	8.4
	Faribault	149	1 in 75 miles and 90 mins	0	149	100.0	0	0.0	30.3	33.0
	Hennepin	5,023	1 in 15 miles and 30 mins	402	5,023	100.0	0	0.0	2.2	3.3
	Hubbard	109	1 in 75 miles and 90 mins	1	109	100.0	0	0.0	12.4	13.5
	Isanti	232	1 in 60 miles and 80 mins	4	232	100.0	0	0.0	5.6	6.1
	Itasca	858	1 in 75 miles and 90 mins	3	858	100.0	0	0.0	13.4	14.6
	Jackson	109	1 in 75 miles and 90 mins	0	109	100.0	0	0.0	61.0	66.5
	Kanabec	351	1 in 75 miles and 90 mins	0	351	100.0	0	0.0	21.9	23.8
	Kandiyohi	233	1 in 60 miles and 80 mins	2	233	100.0	0	0.0	8.7	9.4
	Lac qui Parle	266	1 in 110 miles and 125 m...	0	266	100.0	0	0.0	42.9	46.8
	Le Sueur	138	1 in 60 miles and 80 mins	0	138	100.0	0	0.0	10.5	11.4
	Marshall	376	1 in 110 miles and 125 m...	0	376	100.0	0	0.0	28.1	30.6
	Martin	195	1 in 75 miles and 90 mins	0	195	100.0	0	0.0	46.3	50.5
	McLeod	189	1 in 60 miles and 80 mins	6	189	100.0	0	0.0	10.6	11.6
	Mille Lacs	148	1 in 75 miles and 90 mins	1	148	100.0	0	0.0	9.6	10.4
	Morrison	187	1 in 75 miles and 90 mins	0	187	100.0	0	0.0	23.5	25.6
	Nicollet	162	1 in 60 miles and 80 mins	1	162	100.0	0	0.0	5.6	6.0
	Norman	281	1 in 110 miles and 125 m...	0	281	100.0	0	0.0	33.3	36.3
	Olmsted	716	1 in 30 miles and 45 mins	254	716	100.0	0	0.0	3.8	4.2
	Otter Tail	298	1 in 60 miles and 80 mins	2	298	100.0	0	0.0	18.8	20.5
	Pine	293	1 in 75 miles and 90 mins	0	293	100.0	0	0.0	23.8	25.9
	Polk	151	1 in 75 miles and 90 mins	1	151	100.0	0	0.0	18.1	19.7
	Pope	451	1 in 75 miles and 90 mins	2	451	100.0	0	0.0	9.0	9.7
	Ramsey	2,547	1 in 15 miles and 30 mins	118	2,547	100.0	0	0.0	2.1	3.4
	Renville	156	1 in 75 miles and 90 mins	0	156	100.0	0	0.0	24.9	27.1
	Rice	319	1 in 30 miles and 45 mins	6	319	100.0	0	0.0	5.5	5.9
	Roseau	343	1 in 110 miles and 125 m...	0	343	100.0	0	0.0	58.4	63.6
	Scott	612	1 in 30 miles and 45 mins	6	612	100.0	0	0.0	5.4	6.0

Access Detail By County

Created by...
Medica

1 Access Standard Criteria Abbreviations:
L: Large Metro
M: Metro
I: Micro
R: Rural
C: CEAC

[illegible]

Physical Therapy/Medica Symphony, Solo, Encore, and Direct/MNN020

August 14, 2025

Created by...
Medica

Medica Symphony, Solo, Encore, and
Direct MNN020 Physical Therapy

4,062 providers at 1,018 locations

■ All providers

Physical Therapy

Employee Group

National Proxy Census (Medica
Symphony, Solo, Encore, and Direct
MNN020)

Provider Group

Medica Symphony, Solo, Encore, and
Direct MNN020 Physical Therapy
(Medica Regional Service Area)

26,479 enrollee locations

◆ With access (26,475)

● Without access (4)

The Access Standard is defined as
(National Proxy Census (Medica
Symphony, Solo, Encore, and Direct
MNN020)) enrollees accessing in:

Large Metro areas...

1 (Medica Symphony, Solo, Encore,
and Direct MNN020 Physical Therapy
(Medica Regional Service Area))
provider in 10 miles and 20 minutes

Metro areas...

1 (Medica Symphony, Solo, Encore,
and Direct MNN020 Physical Therapy
(Medica Regional Service Area))
provider in 30 miles and 45 minutes

Micro areas...

1 (Medica Symphony, Solo, Encore,
and Direct MNN020 Physical Therapy
(Medica Regional Service Area))
provider in 60 miles and 80 minutes

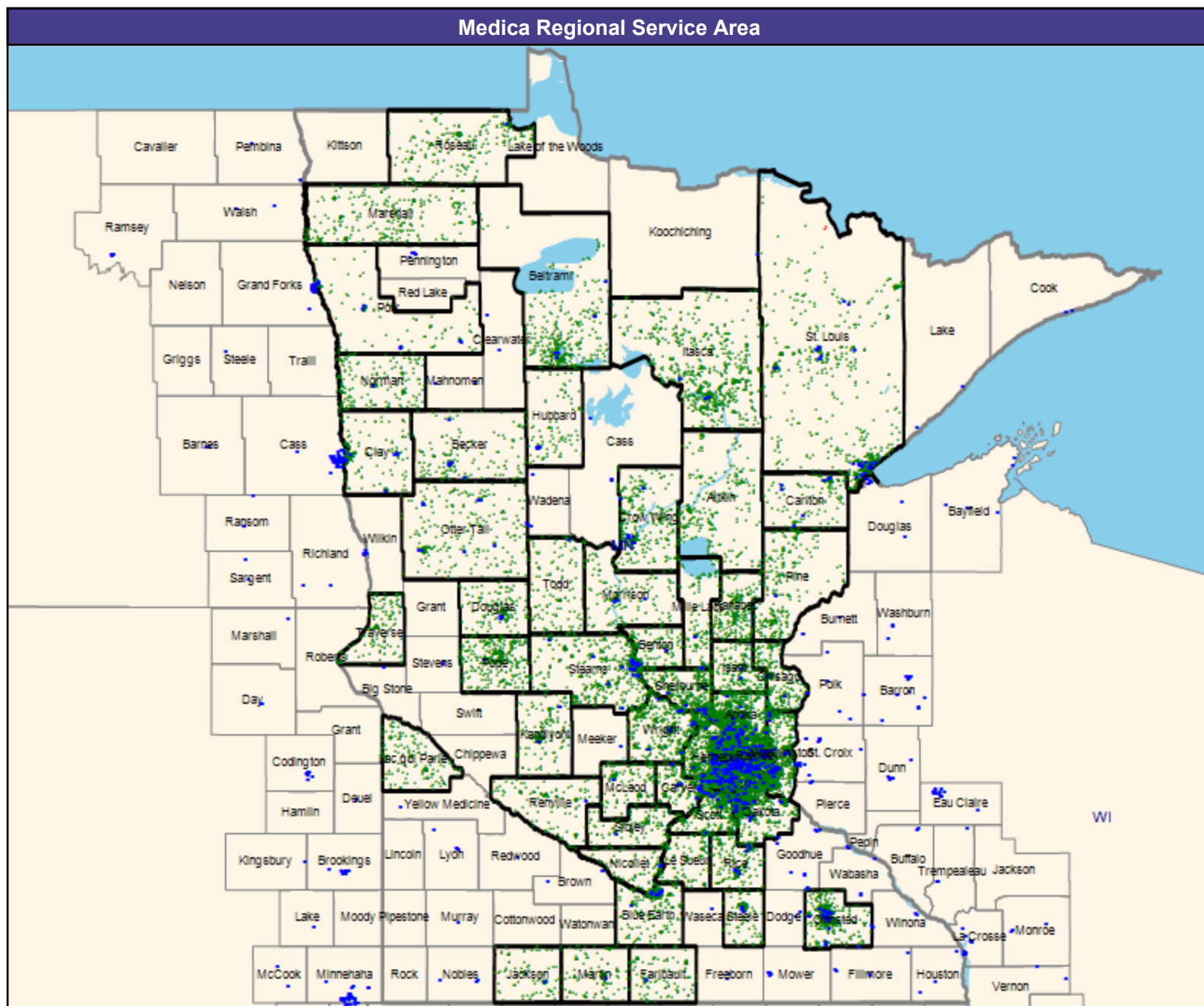
Rural areas...

1 (Medica Symphony, Solo, Encore,
and Direct MNN020 Physical Therapy
(Medica Regional Service Area))
provider in 75 miles and 90 minutes

CEAC areas...

1 (Medica Symphony, Solo, Encore,
and Direct MNN020 Physical Therapy
(Medica Regional Service Area))
provider in 110 miles and 125
minutes

Service Areas



Access Detail By County

August 14, 2025

Created by...
Medica

Access Analysis
Physical Therapy

Enrollee / Provider Groups
National Proxy Census (Medica
Symphony, Solo, Encore, and Direct
MNN020)
Medica Symphony, Solo, Encore,
and Direct MNN020 Physical
Therapy (Medica Regional Service
Area)

¹ Access Standard Criteria Abbreviations:

L: Large Metro
M: Metro
I: Micro
R: Rural
C: CEAC

All Enrollees										
State Name	County	Enrollee	Provider	Counts	With Access		Without Access		Average Distance	Average Time
		#	Standard ¹	#	#	%	#	%	1	1
Minnesota	Aitkin	284	1 in 110 miles and 125 m...	0	284	100.0	0	0.0	25.7	28.0
	Anoka	1,761	1 in 30 miles and 45 mins	1,159	1,761	100.0	0	0.0	2.1	2.6
	Becker	181	1 in 75 miles and 90 mins	27	181	100.0	0	0.0	7.5	8.2
	Beltrami	448	1 in 75 miles and 90 mins	76	448	100.0	0	0.0	8.3	9.0
	Benton	242	1 in 60 miles and 80 mins	19	242	100.0	0	0.0	4.4	4.7
	Blue Earth	348	1 in 60 miles and 80 mins	107	348	100.0	0	0.0	5.3	5.7
	Carlton	177	1 in 75 miles and 90 mins	34	177	100.0	0	0.0	4.2	4.6
	Carver	400	1 in 30 miles and 45 mins	303	400	100.0	0	0.0	3.3	3.6
	Chisago	270	1 in 30 miles and 45 mins	21	270	100.0	0	0.0	5.9	6.4
	Clay	328	1 in 60 miles and 80 mins	56	328	100.0	0	0.0	3.6	3.9
	Crow Wing	344	1 in 60 miles and 80 mins	64	344	100.0	0	0.0	7.9	8.6
	Dakota	1,846	1 in 30 miles and 45 mins	1,649	1,846	100.0	0	0.0	1.8	2.2
	Douglas	187	1 in 60 miles and 80 mins	12	187	100.0	0	0.0	7.2	7.8
	Faribault	149	1 in 75 miles and 90 mins	3	149	100.0	0	0.0	12.0	13.1
	Hennepin	5,023	1 in 10 miles and 20 mins	5,206	5,023	100.0	0	0.0	1.2	1.9
	Hubbard	109	1 in 75 miles and 90 mins	31	109	100.0	0	0.0	9.8	10.7
	Isanti	232	1 in 60 miles and 80 mins	31	232	100.0	0	0.0	5.4	5.8
	Itasca	858	1 in 75 miles and 90 mins	15	858	100.0	0	0.0	12.1	13.1
	Jackson	109	1 in 75 miles and 90 mins	16	109	100.0	0	0.0	10.6	11.5
	Kanabec	351	1 in 75 miles and 90 mins	0	351	100.0	0	0.0	19.4	21.1
	Kandiyohi	233	1 in 60 miles and 80 mins	19	233	100.0	0	0.0	6.1	6.6
	Lac qui Parle	266	1 in 110 miles and 125 m...	0	266	100.0	0	0.0	24.4	26.5
	Le Sueur	138	1 in 60 miles and 80 mins	0	138	100.0	0	0.0	9.5	10.3
	Marshall	376	1 in 110 miles and 125 m...	0	376	100.0	0	0.0	24.3	26.5
	Martin	195	1 in 75 miles and 90 mins	11	195	100.0	0	0.0	8.1	8.8
	McLeod	189	1 in 60 miles and 80 mins	14	189	100.0	0	0.0	9.2	10.0
	Mille Lacs	148	1 in 75 miles and 90 mins	9	148	100.0	0	0.0	11.2	12.1
	Morrison	187	1 in 75 miles and 90 mins	42	187	100.0	0	0.0	8.3	9.0
	Nicollet	162	1 in 60 miles and 80 mins	18	162	100.0	0	0.0	4.4	4.8
	Norman	281	1 in 110 miles and 125 m...	1	281	100.0	0	0.0	11.3	12.3
	Olmsted	716	1 in 30 miles and 45 mins	1,364	716	100.0	0	0.0	2.1	2.4
	Otter Tail	298	1 in 60 miles and 80 mins	48	298	100.0	0	0.0	7.2	7.8
	Pine	293	1 in 75 miles and 90 mins	1	293	100.0	0	0.0	11.7	12.8
	Polk	151	1 in 75 miles and 90 mins	48	151	100.0	0	0.0	7.0	7.6
	Pope	451	1 in 75 miles and 90 mins	1	451	100.0	0	0.0	10.0	10.9
	Ramsey	2,547	1 in 10 miles and 20 mins	1,614	2,547	100.0	0	0.0	1.0	1.6
	Renville	156	1 in 75 miles and 90 mins	1	156	100.0	0	0.0	18.2	19.8
	Rice	319	1 in 30 miles and 45 mins	35	319	100.0	0	0.0	4.3	4.7
	Roseau	343	1 in 110 miles and 125 m...	2	343	100.0	0	0.0	22.0	23.9
	Scott	612	1 in 30 miles and 45 mins	187	612	100.0	0	0.0	3.7	4.0

Access Detail By County

Created by...
Medica

Access Analysis
Physical Therapy
Enrollee / Provider Groups
National Proxy Census (Medica
Symphony, Solo, Encore, and Direct
MNN020)
Medica Symphony, Solo, Encore,
and Direct MNN020 Physical
Therapy (Medica Regional Service
Area)

¹ Access Standard Criteria Abbreviations:
L: Large Metro
M: Metro
I: Micro
R: Rural
C: CEAC

[illegible]

Plastic Surgery/Medica Symphony, Solo, Encore, and Direct/MNN020

August 14, 2025

Created by...
MedicaMedica Symphony, Solo, Encore, and
Direct MNN020 Plastic Surgery

162 providers at 142 locations

■ All providers

Plastic Surgery

Employee Group

National Proxy Census (Medica
Symphony, Solo, Encore, and Direct
MNN020)

Provider Group

Medica Symphony, Solo, Encore, and
Direct MNN020 Plastic Surgery
(Medica Regional Service Area)

26,479 enrollee locations

◆ With access (26,362)

● Without access (117)

The Access Standard is defined as
(National Proxy Census (Medica
Symphony, Solo, Encore, and Direct
MNN020)) enrollees accessing in:

Large Metro areas...

1 (Medica Symphony, Solo, Encore,
and Direct MNN020 Plastic Surgery
(Medica Regional Service Area))
provider in 15 miles and 30 minutes

Metro areas...

1 (Medica Symphony, Solo, Encore,
and Direct MNN020 Plastic Surgery
(Medica Regional Service Area))
provider in 40 miles and 60 minutes

Micro areas...

1 (Medica Symphony, Solo, Encore,
and Direct MNN020 Plastic Surgery
(Medica Regional Service Area))
provider in 75 miles and 100 minutes

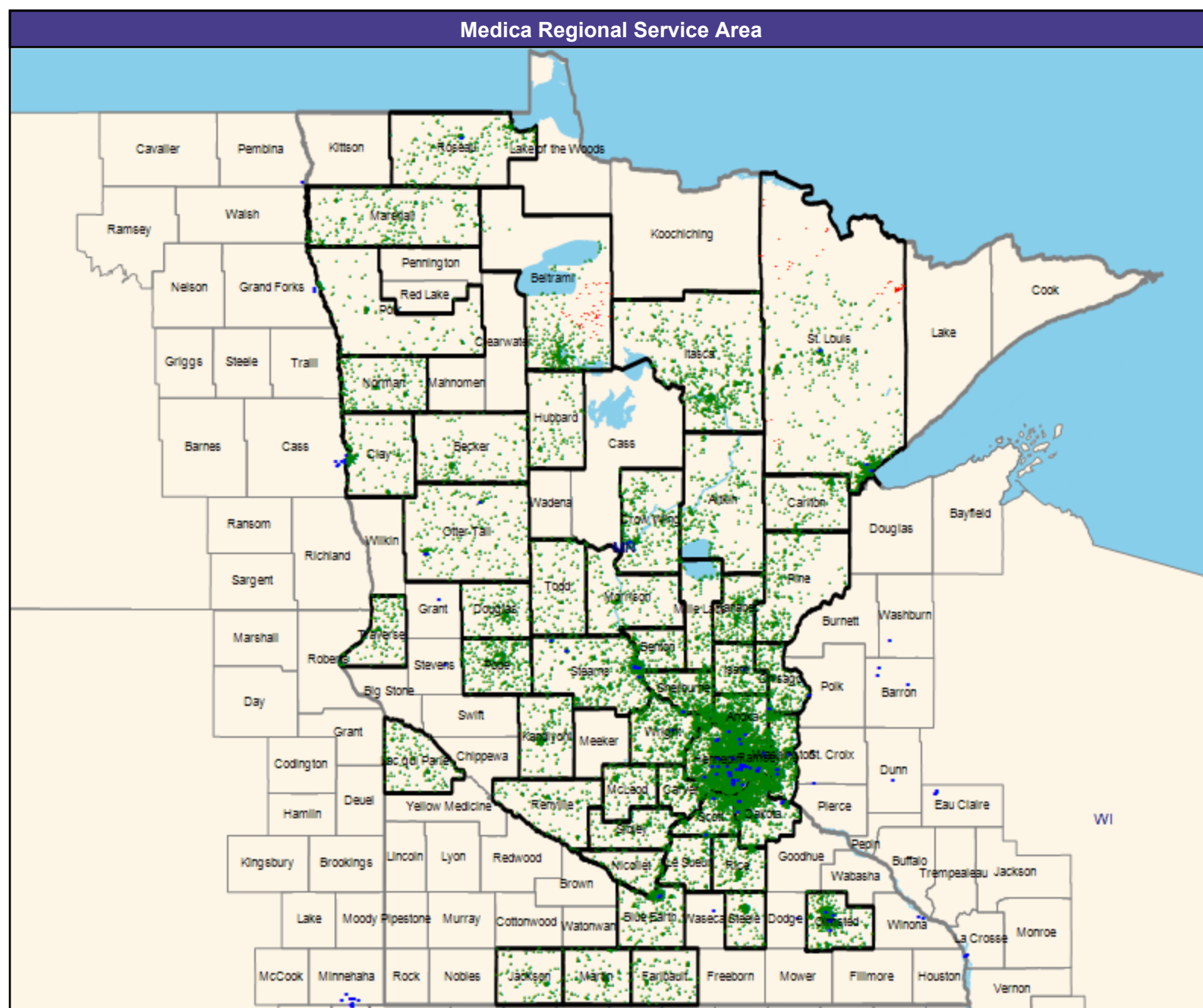
Rural areas...

1 (Medica Symphony, Solo, Encore,
and Direct MNN020 Plastic Surgery
(Medica Regional Service Area))
provider in 90 miles and 110 minutes

CEAC areas...

1 (Medica Symphony, Solo, Encore,
and Direct MNN020 Plastic Surgery
(Medica Regional Service Area))
provider in 130 miles and 145
minutes

Service Areas



Access Detail By County

August 14, 2025

Created by...
MedicaAccess Analysis
Plastic SurgeryEnrollee / Provider Groups
National Proxy Census (Medica
Symphony, Solo, Encore, and Direct
MNN020)
Medica Symphony, Solo, Encore,
and Direct MNN020 Plastic Surgery
(Medica Regional Service Area)¹ Access Standard Criteria Abbreviations:L: Large Metro
M: Metro
I: Micro
R: Rural
C: CEAC

All Enrollees										
State Name	County	Enrollee	Provider	Counts	With Access		Without Access		Average Distance	Average Time
		#	Standard ¹	#	#	%	#	%	1	1
Minnesota	Aitkin	284	1 in 130 miles and 145 m...	0	284	100.0	0	0.0	42.9	46.7
	Anoka	1,761	1 in 40 miles and 60 mins	8	1,761	100.0	0	0.0	5.4	6.8
	Becker	181	1 in 90 miles and 110 mins	0	181	100.0	0	0.0	28.2	30.7
	Beltrami	448	1 in 90 miles and 110 mins	0	395	88.2	53	11.8	79.4	86.6
	Benton	242	1 in 75 miles and 100 mins	0	242	100.0	0	0.0	9.3	11.1
	Blue Earth	348	1 in 75 miles and 100 mins	5	348	100.0	0	0.0	7.7	8.4
	Carlton	177	1 in 90 miles and 110 mins	0	177	100.0	0	0.0	29.5	32.7
	Carver	400	1 in 40 miles and 60 mins	0	400	100.0	0	0.0	10.9	11.9
	Chisago	270	1 in 40 miles and 60 mins	1	270	100.0	0	0.0	10.7	11.6
	Clay	328	1 in 75 miles and 100 mins	0	328	100.0	0	0.0	9.8	11.3
	Crow Wing	344	1 in 75 miles and 100 mins	4	344	100.0	0	0.0	15.0	16.3
	Dakota	1,846	1 in 40 miles and 60 mins	9	1,846	100.0	0	0.0	5.7	7.4
	Douglas	187	1 in 75 miles and 100 mins	0	187	100.0	0	0.0	25.3	27.6
	Faribault	149	1 in 90 miles and 110 mins	0	149	100.0	0	0.0	36.5	39.8
	Hennepin	5,023	1 in 15 miles and 30 mins	126	5,023	100.0	0	0.0	2.8	4.3
	Hubbard	109	1 in 90 miles and 110 mins	0	109	100.0	0	0.0	53.9	58.8
	Isanti	232	1 in 75 miles and 100 mins	1	232	100.0	0	0.0	7.9	8.5
	Itasca	858	1 in 90 miles and 110 mins	0	858	100.0	0	0.0	54.1	59.0
	Jackson	109	1 in 90 miles and 110 mins	0	109	100.0	0	0.0	71.2	79.0
	Kanabec	351	1 in 90 miles and 110 mins	0	351	100.0	0	0.0	24.9	27.1
	Kandiyohi	233	1 in 75 miles and 100 mins	0	233	100.0	0	0.0	40.0	43.6
	Lac qui Parle	266	1 in 130 miles and 145 m...	0	266	100.0	0	0.0	48.1	52.4
	Le Sueur	138	1 in 75 miles and 100 mins	0	138	100.0	0	0.0	12.7	13.8
	Marshall	376	1 in 130 miles and 145 m...	0	376	100.0	0	0.0	34.4	37.5
	Martin	195	1 in 90 miles and 110 mins	0	195	100.0	0	0.0	52.6	57.4
	McLeod	189	1 in 75 miles and 100 mins	0	189	100.0	0	0.0	34.8	37.9
	Mille Lacs	148	1 in 90 miles and 110 mins	0	148	100.0	0	0.0	29.9	32.6
	Morrison	187	1 in 90 miles and 110 mins	0	187	100.0	0	0.0	26.1	29.0
	Nicollet	162	1 in 75 miles and 100 mins	0	162	100.0	0	0.0	14.1	15.3
	Norman	281	1 in 130 miles and 145 m...	0	281	100.0	0	0.0	37.9	41.3
	Olmsted	716	1 in 40 miles and 60 mins	90	716	100.0	0	0.0	4.0	4.5
	Otter Tail	298	1 in 75 miles and 100 mins	3	298	100.0	0	0.0	14.0	15.3
	Pine	293	1 in 90 miles and 110 mins	0	293	100.0	0	0.0	40.2	43.9
	Polk	151	1 in 90 miles and 110 mins	0	151	100.0	0	0.0	35.2	38.3
	Pope	451	1 in 90 miles and 110 mins	0	451	100.0	0	0.0	22.0	24.0
	Ramsey	2,547	1 in 15 miles and 30 mins	19	2,547	100.0	0	0.0	3.0	4.8
	Renville	156	1 in 90 miles and 110 mins	0	156	100.0	0	0.0	61.2	66.8
	Rice	319	1 in 40 miles and 60 mins	0	319	100.0	0	0.0	20.5	22.4
	Roseau	343	1 in 130 miles and 145 m...	1	343	100.0	0	0.0	15.6	17.0
	Scott	612	1 in 40 miles and 60 mins	3	612	100.0	0	0.0	5.9	6.6

Access Detail By County

Created by...
Medica

Access Analysis
Plastic Surgery
Enrollee / Provider Groups
National Proxy Census (Medica
Symphony, Solo, Encore, and Direct
MNN020)
Medica Symphony, Solo, Encore,
and Direct MNN020 Plastic Surgery
(Medica Regional Service Area)

¹ Access Standard Criteria Abbreviations:
L: Large Metro
M: Metro
I: Micro
R: Rural
C: CEAC

[illegible]

Podiatry/Medica Symphony, Solo, Encore, and Direct/MNN020

August 14, 2025

Created by...
MedicaMedica Symphony, Solo, Encore, and
Direct MNN020 Podiatry

301 providers at 464 locations

■ All providers

Podiatry

Employee Group

National Proxy Census (Medica
Symphony, Solo, Encore, and Direct
MNN020)

Provider Group

Medica Symphony, Solo, Encore, and
Direct MNN020 Podiatry (Medica
Regional Service Area)

26,479 enrollee locations

◆ With access (26,435)

● Without access (44)

The Access Standard is defined as
(National Proxy Census (Medica
Symphony, Solo, Encore, and Direct
MNN020)) enrollees accessing in:

Large Metro areas...

1 (Medica Symphony, Solo, Encore,
and Direct MNN020 Podiatry (Medica
Regional Service Area)) provider in
10 miles and 20 minutes

Metro areas...

1 (Medica Symphony, Solo, Encore,
and Direct MNN020 Podiatry (Medica
Regional Service Area)) provider in
30 miles and 45 minutes

Micro areas...

1 (Medica Symphony, Solo, Encore,
and Direct MNN020 Podiatry (Medica
Regional Service Area)) provider in
45 miles and 60 minutes

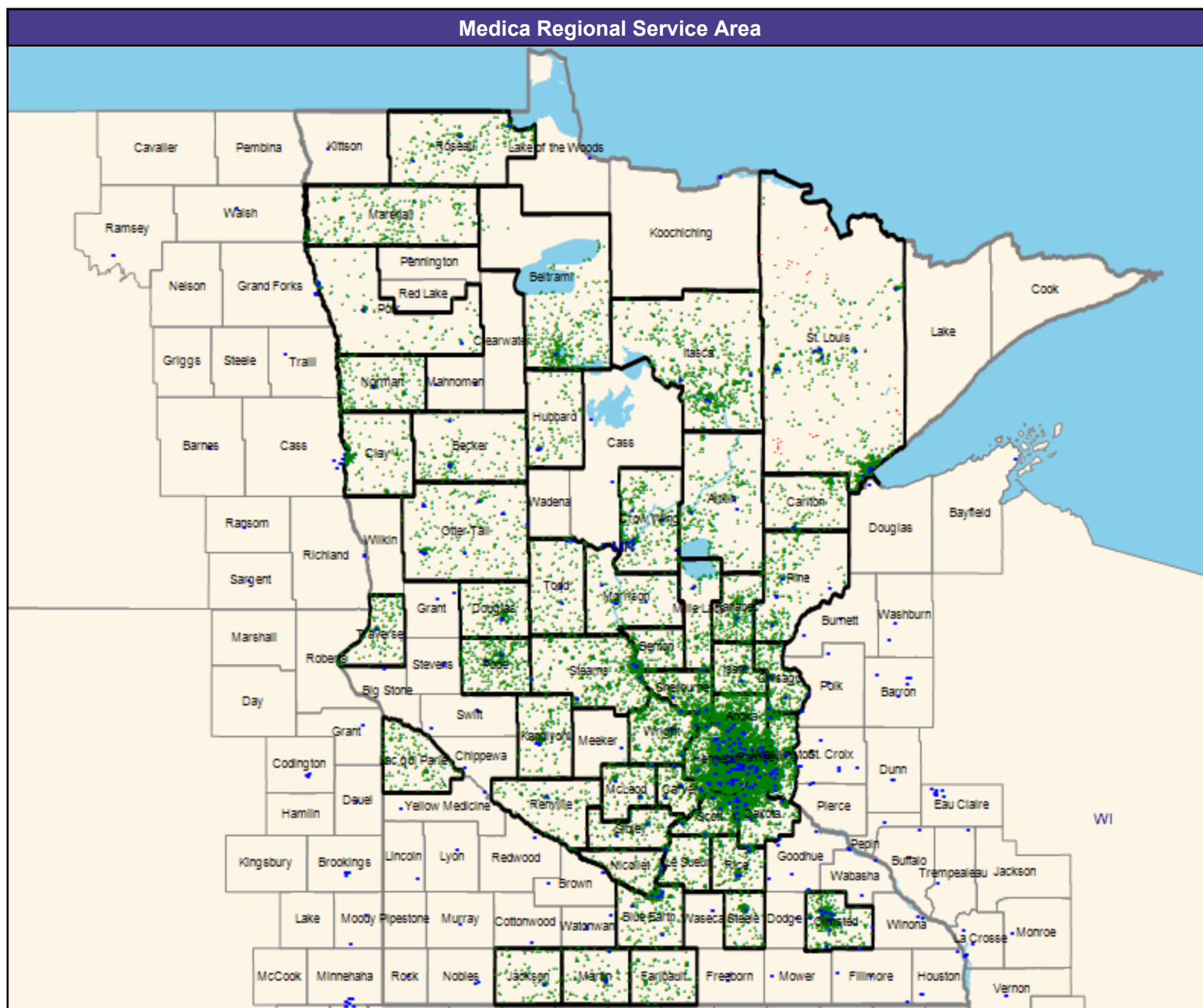
Rural areas...

1 (Medica Symphony, Solo, Encore,
and Direct MNN020 Podiatry (Medica
Regional Service Area)) provider in
60 miles and 75 minutes

CEAC areas...

1 (Medica Symphony, Solo, Encore,
and Direct MNN020 Podiatry (Medica
Regional Service Area)) provider in
100 miles and 110 minutes

Service Areas

□ Medica Symphony, Solo, Encore,
and Direct MNN020

Access Detail By County

August 14, 2025

Created by...
Medica

Access Analysis

Podiatry

Enrollee / Provider Groups

National Proxy Census (Medica
Symphony, Solo, Encore, and Direct
MNN020)Medica Symphony, Solo, Encore,
and Direct MNN020 Podiatry
(Medica Regional Service Area)¹ Access Standard Criteria Abbreviations:

L: Large Metro

M: Metro

I: Micro

R: Rural

C: CEAC

All Enrollees										
State Name	County	Enrollee	Provider	Counts	With Access		Without Access		Average Distance	Average Time
		#	Standard ¹	#	#	%	#	%	1	1
Minnesota	Aitkin	284	1 in 100 miles and 110 m...	3	284	100.0	0	0.0	10.7	11.6
	Anoka	1,761	1 in 30 miles and 45 mins	46	1,761	100.0	0	0.0	3.7	4.4
	Becker	181	1 in 60 miles and 75 mins	6	181	100.0	0	0.0	9.2	10.0
	Beltrami	448	1 in 60 miles and 75 mins	3	448	100.0	0	0.0	13.1	14.3
	Benton	242	1 in 45 miles and 60 mins	0	242	100.0	0	0.0	8.5	9.4
	Blue Earth	348	1 in 45 miles and 60 mins	14	348	100.0	0	0.0	4.1	4.4
	Carlton	177	1 in 60 miles and 75 mins	5	177	100.0	0	0.0	14.5	16.4
	Carver	400	1 in 30 miles and 45 mins	22	400	100.0	0	0.0	2.8	3.1
	Chisago	270	1 in 30 miles and 45 mins	6	270	100.0	0	0.0	5.3	5.7
	Clay	328	1 in 45 miles and 60 mins	0	328	100.0	0	0.0	8.3	9.3
	Crow Wing	344	1 in 45 miles and 60 mins	17	344	100.0	0	0.0	6.2	6.7
	Dakota	1,846	1 in 30 miles and 45 mins	54	1,846	100.0	0	0.0	2.7	3.4
	Douglas	187	1 in 45 miles and 60 mins	5	187	100.0	0	0.0	6.8	7.3
	Faribault	149	1 in 60 miles and 75 mins	0	149	100.0	0	0.0	19.1	20.8
	Hennepin	5,023	1 in 10 miles and 20 mins	251	5,023	100.0	0	0.0	1.9	2.9
	Hubbard	109	1 in 60 miles and 75 mins	5	109	100.0	0	0.0	10.4	11.3
	Isanti	232	1 in 45 miles and 60 mins	3	232	100.0	0	0.0	5.5	5.9
	Itasca	858	1 in 60 miles and 75 mins	12	858	100.0	0	0.0	11.6	12.6
	Jackson	109	1 in 60 miles and 75 mins	2	109	100.0	0	0.0	8.5	9.3
	Kanabec	351	1 in 60 miles and 75 mins	2	351	100.0	0	0.0	6.3	6.8
	Kandiyohi	233	1 in 45 miles and 60 mins	4	233	100.0	0	0.0	6.9	7.5
	Lac qui Parle	266	1 in 100 miles and 110 m...	0	266	100.0	0	0.0	17.4	19.0
	Le Sueur	138	1 in 45 miles and 60 mins	5	138	100.0	0	0.0	7.9	8.6
	Marshall	376	1 in 100 miles and 110 m...	0	376	100.0	0	0.0	24.0	26.2
	Martin	195	1 in 60 miles and 75 mins	4	195	100.0	0	0.0	6.5	7.0
	McLeod	189	1 in 45 miles and 60 mins	4	189	100.0	0	0.0	4.4	4.7
	Mille Lacs	148	1 in 60 miles and 75 mins	2	148	100.0	0	0.0	9.3	10.1
	Morrison	187	1 in 60 miles and 75 mins	8	187	100.0	0	0.0	7.1	7.7
	Nicollet	162	1 in 45 miles and 60 mins	7	162	100.0	0	0.0	4.4	4.8
	Norman	281	1 in 100 miles and 110 m...	3	281	100.0	0	0.0	12.1	13.1
	Olmsted	716	1 in 30 miles and 45 mins	30	716	100.0	0	0.0	2.4	2.7
	Otter Tail	298	1 in 45 miles and 60 mins	18	298	100.0	0	0.0	7.4	8.0
	Pine	293	1 in 60 miles and 75 mins	10	293	100.0	0	0.0	6.9	7.5
	Polk	151	1 in 60 miles and 75 mins	8	151	100.0	0	0.0	9.4	10.2
	Pope	451	1 in 60 miles and 75 mins	4	451	100.0	0	0.0	5.7	6.2
	Ramsey	2,547	1 in 10 miles and 20 mins	65	2,547	100.0	0	0.0	1.7	2.8
	Renville	156	1 in 60 miles and 75 mins	2	156	100.0	0	0.0	10.1	11.0
	Rice	319	1 in 30 miles and 45 mins	9	319	100.0	0	0.0	4.5	4.9
	Roseau	343	1 in 100 miles and 110 m...	4	343	100.0	0	0.0	6.8	7.4
	Scott	612	1 in 30 miles and 45 mins	19	612	100.0	0	0.0	3.2	3.6

Access Detail By County

Created by...
Medica

1 Access Standard Criteria Abbreviations:
L: Large Metro
M: Metro
I: Micro
R: Rural
C: CEAC

[illegible]

August 14, 2025

Created by...
Medica

Medica Symphony, Solo, Encore, and
Direct MNN020 Primary Care - Adult

13.736 providers at 1.653 locations

- All providers

Primary Care - Adult

Employee Group

National Proxy Census (Medica
Symphony, Solo, Encore, and Direct
MNN020)

Provider Group

Medica Symphony, Solo, Encore, and
Direct MNN020 Primary Care - Adult
(Medica Regional Service Area)

26.479 enrollee locations

- ◆ With access (26,141)

- Without access (338)

The Access Standard is defined as (National Proxy Census (Medica Symphony, Solo, Encore, and Direct MNN020)) enrollees accessing in:

Large Metro areas...

1 (Medica Symphony, Solo, Encore, and Direct MNN020 Primary Care - Adult (Medica Regional Service Area)) provider in 5 miles and 10 minutes

Metro areas...

1 (Medica Symphony, Solo, Encore, and Direct MNN020 Primary Care - Adult (Medica Regional Service Area)) provider in 10 miles and 15 minutes

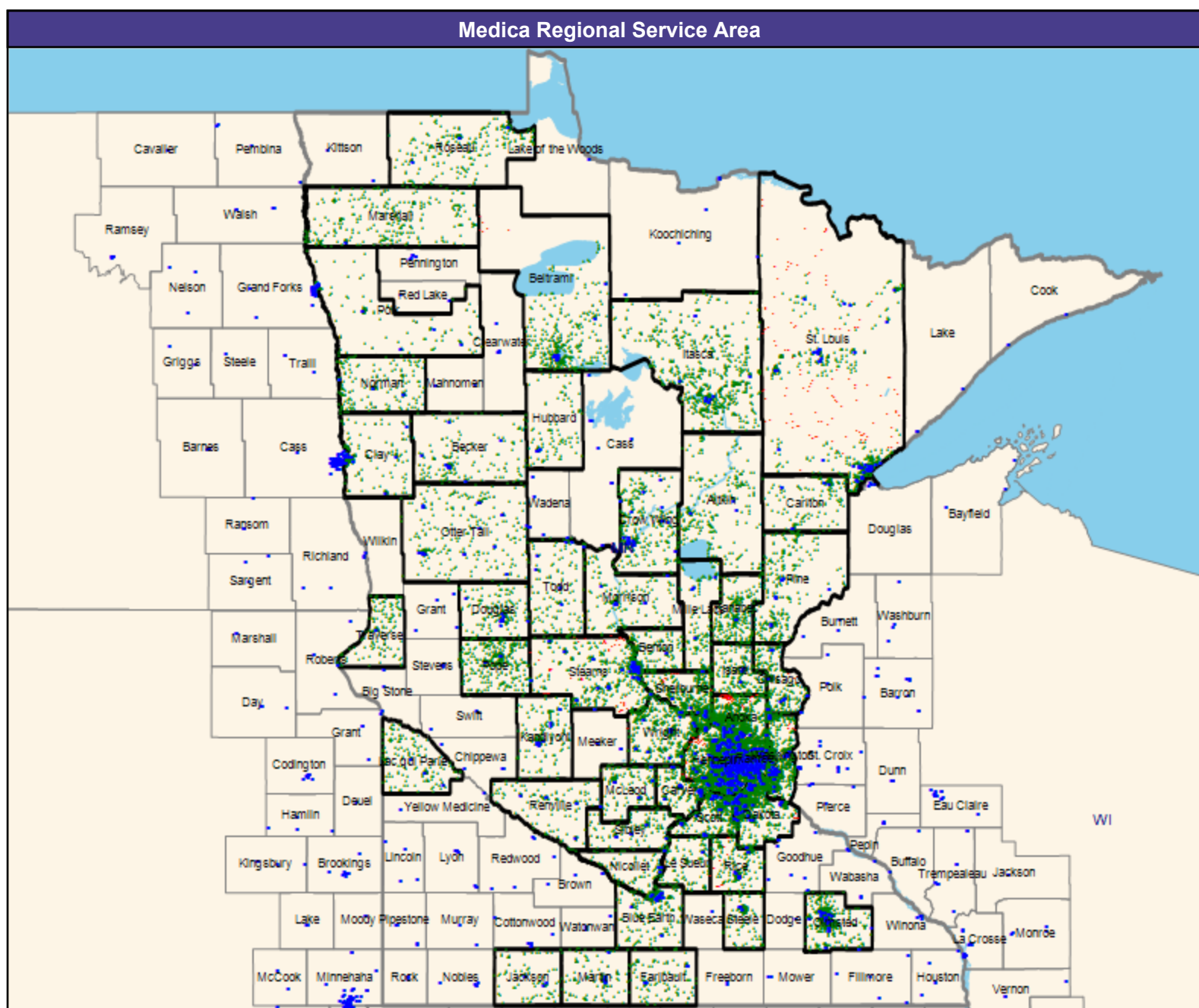
Micro areas...

1 (Medica Symphony, Solo, Encore, and Direct MNN020 Primary Care - Adult (Medica Regional Service Area)) provider in 20 miles and 30 minutes

Rural areas...

1 (Medica Symphony, Solo, Encore, and Direct MNN020 Primary Care - Adult (Medica Regional Service Area)) provider in 30 miles and 40 minutes

CEAC areas...



Access Detail By County

August 14, 2025

Created by...
Medica

Access Analysis

Primary Care - Adult

Enrollee / Provider Groups

National Proxy Census (Medica
Symphony, Solo, Encore, and Direct
MNN020)Medica Symphony, Solo, Encore,
and Direct MNN020 Primary Care -
Adult (Medica Regional Service
Area)¹ Access Standard Criteria Abbreviations:

L: Large Metro

M: Metro

I: Micro

R: Rural

C: CEAC

All Enrollees										
State Name	County	Enrollee	Provider	Counts	With Access		Without Access		Average Distance	Average Time
		#	Standard ¹	#	#	%	#	%	1	1
Minnesota	Aitkin	284	1 in 60 miles and 70 mins	126	284	100.0	0	0.0	10.0	10.8
	Anoka	1,761	1 in 10 miles and 15 mins	1,192	1,699	96.5	62	3.5	3.1	3.7
	Becker	181	1 in 30 miles and 40 mins	169	181	100.0	0	0.0	5.8	6.3
	Beltrami	448	1 in 30 miles and 40 mins	242	442	98.7	6	1.3	7.6	8.3
	Benton	242	1 in 20 miles and 30 mins	40	242	100.0	0	0.0	4.3	4.7
	Blue Earth	348	1 in 20 miles and 30 mins	469	348	100.0	0	0.0	3.7	4.0
	Carlton	177	1 in 30 miles and 40 mins	84	177	100.0	0	0.0	5.1	5.5
	Carver	400	1 in 10 miles and 15 mins	603	400	100.0	0	0.0	2.2	2.4
	Chisago	270	1 in 10 miles and 15 mins	827	266	98.5	4	1.5	3.8	4.0
	Clay	328	1 in 20 miles and 30 mins	175	328	100.0	0	0.0	3.0	3.2
	Crow Wing	344	1 in 20 miles and 30 mins	567	344	100.0	0	0.0	4.0	4.3
	Dakota	1,846	1 in 10 miles and 15 mins	2,368	1,839	99.6	7	0.4	1.8	2.2
	Douglas	187	1 in 20 miles and 30 mins	134	187	100.0	0	0.0	4.3	4.6
	Faribault	149	1 in 30 miles and 40 mins	42	149	100.0	0	0.0	7.1	7.6
	Hennepin	5,023	1 in 5 miles and 10 mins	9,700	4,986	99.3	37	0.7	1.0	1.5
	Hubbard	109	1 in 30 miles and 40 mins	98	109	100.0	0	0.0	9.3	10.1
	Isanti	232	1 in 20 miles and 30 mins	116	232	100.0	0	0.0	5.2	5.7
	Itasca	858	1 in 30 miles and 40 mins	228	858	100.0	0	0.0	8.6	9.4
	Jackson	109	1 in 30 miles and 40 mins	51	109	100.0	0	0.0	5.8	6.3
	Kanabec	351	1 in 30 miles and 40 mins	83	351	100.0	0	0.0	5.8	6.3
	Kandiyohi	233	1 in 20 miles and 30 mins	175	233	100.0	0	0.0	4.3	4.7
	Lac qui Parle	266	1 in 60 miles and 70 mins	41	266	100.0	0	0.0	4.9	5.3
	Le Sueur	138	1 in 20 miles and 30 mins	79	138	100.0	0	0.0	6.3	6.8
	Marshall	376	1 in 60 miles and 70 mins	11	376	100.0	0	0.0	14.7	15.9
	Martin	195	1 in 30 miles and 40 mins	119	195	100.0	0	0.0	5.8	6.3
	McLeod	189	1 in 20 miles and 30 mins	214	189	100.0	0	0.0	3.4	3.6
	Mille Lacs	148	1 in 30 miles and 40 mins	82	148	100.0	0	0.0	4.1	4.5
	Morrison	187	1 in 30 miles and 40 mins	298	187	100.0	0	0.0	6.0	6.5
	Nicollet	162	1 in 20 miles and 30 mins	161	162	100.0	0	0.0	3.9	4.2
	Norman	281	1 in 60 miles and 70 mins	50	281	100.0	0	0.0	5.8	6.3
	Olmsted	716	1 in 10 miles and 15 mins	5,276	715	99.9	1	0.1	2.2	2.4
	Otter Tail	298	1 in 20 miles and 30 mins	482	298	100.0	0	0.0	5.3	5.7
	Pine	293	1 in 30 miles and 40 mins	179	293	100.0	0	0.0	6.6	7.2
	Polk	151	1 in 30 miles and 40 mins	159	151	100.0	0	0.0	5.5	6.0
	Pope	451	1 in 30 miles and 40 mins	131	451	100.0	0	0.0	5.5	6.0
	Ramsey	2,547	1 in 5 miles and 10 mins	4,061	2,547	100.0	0	0.0	0.9	1.4
	Renville	156	1 in 30 miles and 40 mins	71	156	100.0	0	0.0	4.6	5.0
	Rice	319	1 in 10 miles and 15 mins	233	296	92.8	23	7.2	4.1	4.5
	Roseau	343	1 in 60 miles and 70 mins	45	343	100.0	0	0.0	6.8	7.4
	Scott	612	1 in 10 miles and 15 mins	526	612	100.0	0	0.0	2.2	2.4

Access Detail By County

Created by...
Medica

¹ Access Standard Criteria Abbreviations:
L: Large Metro
M: Metro
I: Micro
R: Rural
C: CEAC

[illegible]

Primary Care - Pediatric/Medica Symphony, Solo, Encore, and Direct/MNN020

August 14, 2025

Created by...
Medica

Medica Symphony, Solo, Encore, and
Direct MNN020 Primary Care - Pediatric

1,145 providers at 444 locations

■ All providers

Primary Care - Pediatric

Employee Group

National Proxy Census (Medica
Symphony, Solo, Encore, and Direct
MNN020)

Provider Group

Medica Symphony, Solo, Encore, and
Direct MNN020 Primary Care -
Pediatric (Medica Regional Service
Area)

26,479 enrollee locations

◆ With access (24,248)

● Without access (2,231)

The Access Standard is defined as
(National Proxy Census (Medica
Symphony, Solo, Encore, and Direct
MNN020)) enrollees accessing in:

Large Metro areas...

1 (Medica Symphony, Solo, Encore,
and Direct MNN020 Primary Care -
Pediatric (Medica Regional Service
Area)) provider in 5 miles and 10
minutes

Metro areas...

1 (Medica Symphony, Solo, Encore,
and Direct MNN020 Primary Care -
Pediatric (Medica Regional Service
Area)) provider in 10 miles and 15
minutes

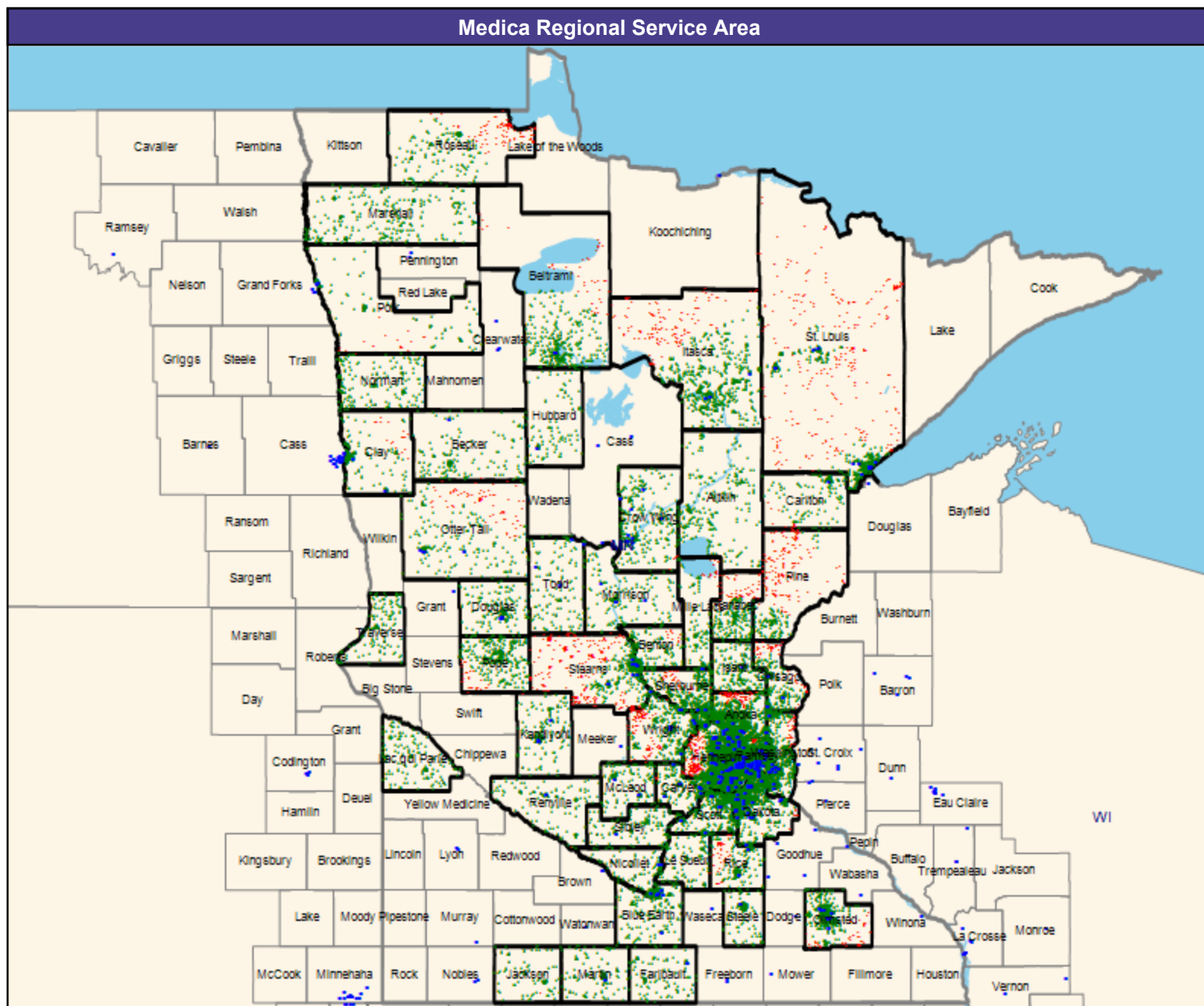
Micro areas...

1 (Medica Symphony, Solo, Encore,
and Direct MNN020 Primary Care -
Pediatric (Medica Regional Service
Area)) provider in 20 miles and 30
minutes

Rural areas...

1 (Medica Symphony, Solo, Encore,
and Direct MNN020 Primary Care -
Pediatric (Medica Regional Service
Area)) provider in 30 miles and 40
minutes

CEAC areas...



Access Detail By County

August 14, 2025

Created by...
Medica

Access Analysis

Primary Care - Pediatric

Enrollee / Provider Groups

National Proxy Census (Medica
Symphony, Solo, Encore, and Direct
MNN020)Medica Symphony, Solo, Encore,
and Direct MNN020 Primary Care -
Pediatric (Medica Regional Service
Area)¹ Access Standard Criteria Abbreviations:

L: Large Metro

M: Metro

I: Micro

R: Rural

C: CEAC

All Enrollees										
State Name	County	Enrollee	Provider	Counts	With Access		Without Access		Average Distance	Average Time
		#	Standard ¹	#	#	%	#	%	1	1
Minnesota	Aitkin	284	1 in 60 miles and 70 mins	0	284	100.0	0	0.0	25.2	27.5
	Anoka	1,761	1 in 10 miles and 15 mins	61	1,653	93.9	108	6.1	3.7	4.5
	Becker	181	1 in 30 miles and 40 mins	7	180	99.4	1	0.6	19.4	21.2
	Beltrami	448	1 in 30 miles and 40 mins	22	399	89.1	49	10.9	13.1	14.3
	Benton	242	1 in 20 miles and 30 mins	0	230	95.0	12	5.0	8.0	8.8
	Blue Earth	348	1 in 20 miles and 30 mins	61	348	100.0	0	0.0	5.0	5.4
	Carlton	177	1 in 30 miles and 40 mins	1	165	93.2	12	6.8	11.4	12.4
	Carver	400	1 in 10 miles and 15 mins	84	397	99.2	3	0.8	2.7	3.0
	Chisago	270	1 in 10 miles and 15 mins	18	211	78.1	59	21.9	6.1	6.6
	Clay	328	1 in 20 miles and 30 mins	7	308	93.9	20	6.1	5.8	6.5
	Crow Wing	344	1 in 20 miles and 30 mins	15	339	98.5	5	1.5	5.3	5.7
	Dakota	1,846	1 in 10 miles and 15 mins	208	1,834	99.3	12	0.7	2.2	2.7
	Douglas	187	1 in 20 miles and 30 mins	9	187	100.0	0	0.0	6.7	7.2
	Faribault	149	1 in 30 miles and 40 mins	1	149	100.0	0	0.0	14.5	15.7
	Hennepin	5,023	1 in 5 miles and 10 mins	1,098	4,749	94.5	274	5.5	1.9	3.0
	Hubbard	109	1 in 30 miles and 40 mins	1	109	100.0	0	0.0	11.8	12.9
	Isanti	232	1 in 20 miles and 30 mins	5	232	100.0	0	0.0	6.8	7.4
	Itasca	858	1 in 30 miles and 40 mins	6	723	84.3	135	15.7	14.6	15.9
	Jackson	109	1 in 30 miles and 40 mins	0	108	99.1	1	0.9	23.6	25.7
	Kanabec	351	1 in 30 miles and 40 mins	0	295	84.0	56	16.0	24.4	26.6
	Kandiyohi	233	1 in 20 miles and 30 mins	6	232	99.6	1	0.4	5.7	6.1
	Lac qui Parle	266	1 in 60 miles and 70 mins	0	266	100.0	0	0.0	42.4	46.2
	Le Sueur	138	1 in 20 miles and 30 mins	0	138	100.0	0	0.0	9.5	10.3
	Marshall	376	1 in 60 miles and 70 mins	0	376	100.0	0	0.0	26.5	28.9
	Martin	195	1 in 30 miles and 40 mins	1	195	100.0	0	0.0	8.1	8.8
	McLeod	189	1 in 20 miles and 30 mins	4	189	100.0	0	0.0	5.5	5.9
	Mille Lacs	148	1 in 30 miles and 40 mins	0	128	86.5	20	13.5	16.8	18.3
	Morrison	187	1 in 30 miles and 40 mins	7	187	100.0	0	0.0	7.1	7.7
	Nicollet	162	1 in 20 miles and 30 mins	20	161	99.4	1	0.6	4.8	5.1
	Norman	281	1 in 60 miles and 70 mins	0	281	100.0	0	0.0	31.5	34.3
	Olmsted	716	1 in 10 miles and 15 mins	377	663	92.6	53	7.4	3.7	4.1
	Otter Tail	298	1 in 20 miles and 30 mins	12	212	71.1	86	28.9	14.6	15.9
	Pine	293	1 in 30 miles and 40 mins	0	124	42.3	169	57.7	33.3	36.2
	Polk	151	1 in 30 miles and 40 mins	1	129	85.4	22	14.6	19.8	21.6
	Pope	451	1 in 30 miles and 40 mins	0	417	92.5	34	7.5	20.5	22.4
	Ramsey	2,547	1 in 5 miles and 10 mins	226	2,475	97.2	72	2.8	1.4	2.2
	Renville	156	1 in 30 miles and 40 mins	2	156	100.0	0	0.0	12.2	13.2
	Rice	319	1 in 10 miles and 15 mins	6	263	82.4	56	17.6	4.8	5.2
	Roseau	343	1 in 60 miles and 70 mins	0	216	63.0	127	37.0	58.9	64.2
	Scott	612	1 in 10 miles and 15 mins	38	612	100.0	0	0.0	3.5	4.0

Access Detail By County

Created by...
Medica

¹ Access Standard Criteria Abbreviations:
L: Large Metro
M: Metro
I: Micro
R: Rural
C: CEAC

[illegible]

Pediatric Specialty Care/Medica Symphony, Solo, Encore, and Direct/MNN020

August 14, 2025

Created by...
Medica

Medica Symphony, Solo, Encore, and Direct MNN020 Pediatric Specialty Care

751 providers at 355 locations

■ All providers

Pediatric Specialty Care

Employee Group

National Proxy Census (Medica Symphony, Solo, Encore, and Direct MNN020)

Provider Group

Medica Symphony, Solo, Encore, and Direct MNN020 Pediatric Specialty Care (Medica Regional Service Area)

26,479 enrollee locations

◆ With access (23,869)

● Without access (2,610)

The Access Standard is defined as (National Proxy Census (Medica Symphony, Solo, Encore, and Direct MNN020)) enrollees accessing in:

Large Metro areas...

1 (Medica Symphony, Solo, Encore, and Direct MNN020 Pediatric Specialty Care (Medica Regional Service Area)) provider in 5 miles and 10 minutes

Metro areas...

1 (Medica Symphony, Solo, Encore, and Direct MNN020 Pediatric Specialty Care (Medica Regional Service Area)) provider in 10 miles and 15 minutes

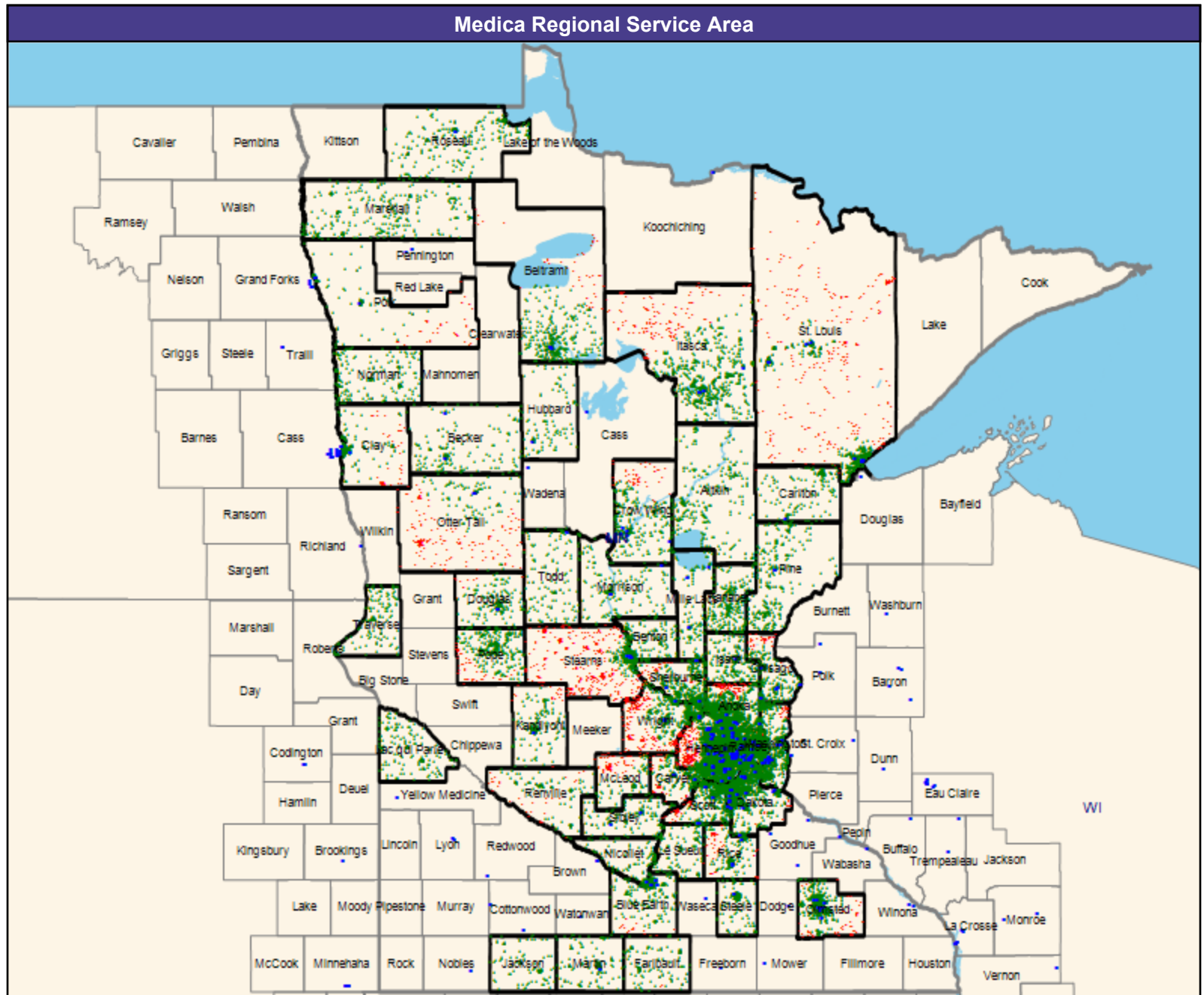
Micro areas...

1 (Medica Symphony, Solo, Encore, and Direct MNN020 Pediatric Specialty Care (Medica Regional Service Area)) provider in 20 miles and 30 minutes

Rural areas...

1 (Medica Symphony, Solo, Encore, and Direct MNN020 Pediatric Specialty Care (Medica Regional Service Area)) provider in 30 miles and 40 minutes

CEAC areas...



Access Detail By County

August 14, 2025

Created by...
Medica

Access Analysis

Pediatric Specialty Care

Enrollee / Provider Groups

National Proxy Census (Medica
Symphony, Solo, Encore, and Direct
MNN020)Medica Symphony, Solo, Encore,
and Direct MNN020 Pediatric
Specialty Care (Medica Regional
Service Area)¹ Access Standard Criteria Abbreviations:

L: Large Metro

M: Metro

I: Micro

R: Rural

C: CEAC

All Enrollees										
State Name	County	Enrollee	Provider	Counts	With Access		Without Access		Average Distance	Average Time
		#	Standard ¹	#	#	%	#	%	1	1
Minnesota	Aitkin	284	1 in 60 miles and 70 mins	0	284	100.0	0	0.0	23.3	25.3
	Anoka	1,761	1 in 10 miles and 15 mins	51	1,652	93.8	109	6.2	4.1	4.9
	Becker	181	1 in 30 miles and 40 mins	5	181	100.0	0	0.0	8.8	9.6
	Beltrami	448	1 in 30 miles and 40 mins	28	398	88.8	50	11.2	12.9	14.0
	Benton	242	1 in 20 miles and 30 mins	0	242	100.0	0	0.0	7.6	8.7
	Blue Earth	348	1 in 20 miles and 30 mins	61	331	95.1	17	4.9	6.6	7.2
	Carlton	177	1 in 30 miles and 40 mins	2	176	99.4	1	0.6	15.4	16.8
	Carver	400	1 in 10 miles and 15 mins	12	342	85.5	58	14.5	5.5	6.1
	Chisago	270	1 in 10 miles and 15 mins	93	225	83.3	45	16.7	5.6	6.1
	Clay	328	1 in 20 miles and 30 mins	4	274	83.5	54	16.5	8.3	9.1
	Crow Wing	344	1 in 20 miles and 30 mins	7	290	84.3	54	15.7	11.3	12.3
	Dakota	1,846	1 in 10 miles and 15 mins	221	1,832	99.2	14	0.8	2.6	3.2
	Douglas	187	1 in 20 miles and 30 mins	8	177	94.7	10	5.3	8.0	8.6
	Faribault	149	1 in 30 miles and 40 mins	0	147	98.7	2	1.3	21.8	23.7
	Hennepin	5,023	1 in 5 miles and 10 mins	1,570	4,705	93.7	318	6.3	2.2	3.4
	Hubbard	109	1 in 30 miles and 40 mins	1	109	100.0	0	0.0	10.6	11.5
	Isanti	232	1 in 20 miles and 30 mins	2	232	100.0	0	0.0	6.8	7.4
	Itasca	858	1 in 30 miles and 40 mins	20	723	84.3	135	15.7	14.6	15.9
	Jackson	109	1 in 30 miles and 40 mins	0	109	100.0	0	0.0	16.9	18.4
	Kanabec	351	1 in 30 miles and 40 mins	0	351	100.0	0	0.0	18.9	20.6
	Kandiyohi	233	1 in 20 miles and 30 mins	1	213	91.4	20	8.6	8.7	9.4
	Lac qui Parle	266	1 in 60 miles and 70 mins	0	266	100.0	0	0.0	25.3	27.5
	Le Sueur	138	1 in 20 miles and 30 mins	0	138	100.0	0	0.0	11.8	12.8
	Marshall	376	1 in 60 miles and 70 mins	0	376	100.0	0	0.0	26.3	28.6
	Martin	195	1 in 30 miles and 40 mins	22	195	100.0	0	0.0	7.7	8.4
	McLeod	189	1 in 20 miles and 30 mins	0	91	48.1	98	51.9	19.8	21.6
	Mille Lacs	148	1 in 30 miles and 40 mins	6	148	100.0	0	0.0	4.2	4.5
	Morrison	187	1 in 30 miles and 40 mins	4	187	100.0	0	0.0	9.3	10.1
	Nicollet	162	1 in 20 miles and 30 mins	2	161	99.4	1	0.6	7.7	8.3
	Norman	281	1 in 60 miles and 70 mins	0	281	100.0	0	0.0	29.2	31.8
	Olmsted	716	1 in 10 miles and 15 mins	493	657	91.8	59	8.2	3.7	4.2
	Otter Tail	298	1 in 20 miles and 30 mins	2	109	36.6	189	63.4	20.5	22.3
	Pine	293	1 in 30 miles and 40 mins	3	293	100.0	0	0.0	14.2	15.5
	Polk	151	1 in 30 miles and 40 mins	7	102	67.5	49	32.5	16.9	18.4
	Pope	451	1 in 30 miles and 40 mins	0	398	88.2	53	11.8	21.6	23.5
	Ramsey	2,547	1 in 5 miles and 10 mins	520	2,512	98.6	35	1.4	1.9	2.9
	Renville	156	1 in 30 miles and 40 mins	0	124	79.5	32	20.5	26.5	28.8
	Rice	319	1 in 10 miles and 15 mins	28	257	80.6	62	19.4	4.9	5.3
	Roseau	343	1 in 60 miles and 70 mins	1	343	100.0	0	0.0	15.6	16.9
	Scott	612	1 in 10 miles and 15 mins	30	538	87.9	74	12.1	4.5	5.0

Access Detail By County

Created by...
Medica

¹ Access Standard Criteria Abbreviations:
L: Large Metro
M: Metro
I: Micro
R: Rural
C: CEAC

[illegible]

Pulmonology/Medica Symphony, Solo, Encore, and Direct/MNN020

August 14, 2025

Created by...
Medica

Medica Symphony, Solo, Encore, and Direct MNN020 Pulmonology

465 providers at 242 locations

■ All providers

Pulmonology

Employee Group

National Proxy Census (Medica Symphony, Solo, Encore, and Direct MNN020)

Provider Group

Medica Symphony, Solo, Encore, and Direct MNN020 Pulmonology (Medica Regional Service Area)

26,479 enrollee locations

◆ With access (26,347)

● Without access (132)

The Access Standard is defined as (National Proxy Census (Medica Symphony, Solo, Encore, and Direct MNN020)) enrollees accessing in:

Large Metro areas...

1 (Medica Symphony, Solo, Encore, and Direct MNN020 Pulmonology (Medica Regional Service Area)) provider in 10 miles and 20 minutes

Metro areas...

1 (Medica Symphony, Solo, Encore, and Direct MNN020 Pulmonology (Medica Regional Service Area)) provider in 30 miles and 45 minutes

Micro areas...

1 (Medica Symphony, Solo, Encore, and Direct MNN020 Pulmonology (Medica Regional Service Area)) provider in 45 miles and 60 minutes

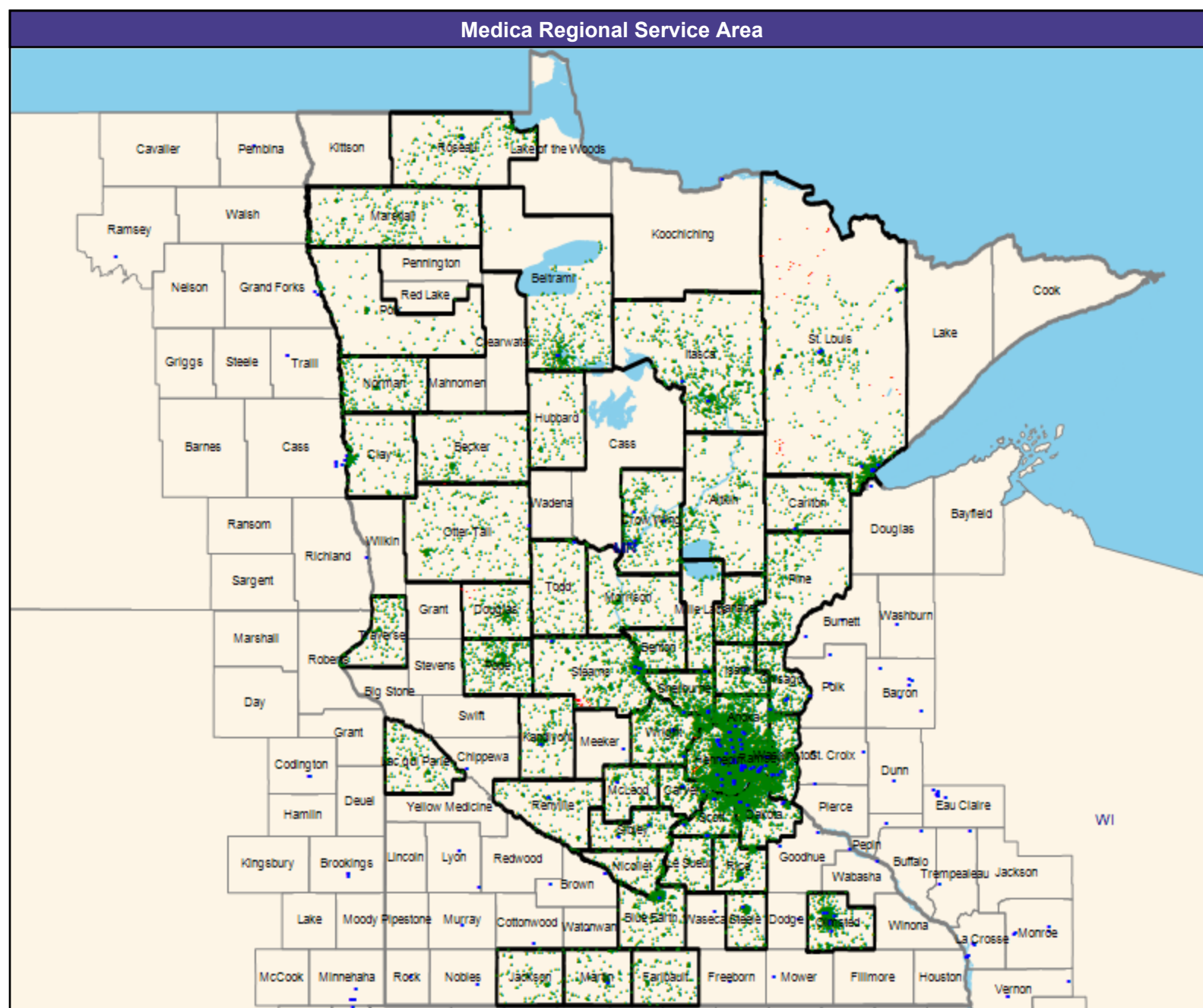
Rural areas...

1 (Medica Symphony, Solo, Encore, and Direct MNN020 Pulmonology (Medica Regional Service Area)) provider in 60 miles and 75 minutes

CEAC areas...

1 (Medica Symphony, Solo, Encore, and Direct MNN020 Pulmonology (Medica Regional Service Area)) provider in 100 miles and 110 minutes

Service Areas



Access Detail By County

August 14, 2025

Created by...
Medica

Access Analysis

Pulmonology

Enrollee / Provider Groups

National Proxy Census (Medica
Symphony, Solo, Encore, and Direct
MNN020)Medica Symphony, Solo, Encore,
and Direct MNN020 Pulmonology
(Medica Regional Service Area)¹ Access Standard Criteria Abbreviations:

L: Large Metro

M: Metro

I: Micro

R: Rural

C: CEAC

All Enrollees										
State Name	County	Enrollee	Provider	Counts	With Access		Without Access		Average Distance	Average Time
		#	Standard ¹	#	#	%	#	%	1	1
Minnesota	Aitkin	284	1 in 100 miles and 110 m...	0	284	100.0	0	0.0	24.1	26.2
	Anoka	1,761	1 in 30 miles and 45 mins	54	1,761	100.0	0	0.0	4.3	5.3
	Becker	181	1 in 60 miles and 75 mins	0	181	100.0	0	0.0	41.6	45.4
	Beltrami	448	1 in 60 miles and 75 mins	4	448	100.0	0	0.0	13.4	14.5
	Benton	242	1 in 45 miles and 60 mins	0	242	100.0	0	0.0	8.9	10.5
	Blue Earth	348	1 in 45 miles and 60 mins	12	348	100.0	0	0.0	7.5	8.2
	Carlton	177	1 in 60 miles and 75 mins	2	177	100.0	0	0.0	15.4	16.7
	Carver	400	1 in 30 miles and 45 mins	7	400	100.0	0	0.0	5.5	6.1
	Chisago	270	1 in 30 miles and 45 mins	43	270	100.0	0	0.0	8.4	9.1
	Clay	328	1 in 45 miles and 60 mins	0	328	100.0	0	0.0	10.1	11.5
	Crow Wing	344	1 in 45 miles and 60 mins	14	344	100.0	0	0.0	7.1	7.7
	Dakota	1,846	1 in 30 miles and 45 mins	70	1,846	100.0	0	0.0	5.1	7.1
	Douglas	187	1 in 45 miles and 60 mins	0	181	96.8	6	3.2	29.8	32.5
	Faribault	149	1 in 60 miles and 75 mins	0	149	100.0	0	0.0	21.9	23.8
	Hennepin	5,023	1 in 10 miles and 20 mins	588	4,973	99.0	50	1.0	2.8	4.2
	Hubbard	109	1 in 60 miles and 75 mins	0	109	100.0	0	0.0	29.9	32.6
	Isanti	232	1 in 45 miles and 60 mins	3	232	100.0	0	0.0	7.3	7.9
	Itasca	858	1 in 60 miles and 75 mins	6	858	100.0	0	0.0	13.4	14.6
	Jackson	109	1 in 60 miles and 75 mins	0	109	100.0	0	0.0	18.4	20.1
	Kanabec	351	1 in 60 miles and 75 mins	0	351	100.0	0	0.0	24.3	26.5
	Kandiyohi	233	1 in 45 miles and 60 mins	2	233	100.0	0	0.0	8.6	9.3
	Lac qui Parle	266	1 in 100 miles and 110 m...	0	266	100.0	0	0.0	24.9	27.2
	Le Sueur	138	1 in 45 miles and 60 mins	0	138	100.0	0	0.0	11.9	12.9
	Marshall	376	1 in 100 miles and 110 m...	0	376	100.0	0	0.0	38.8	42.3
	Martin	195	1 in 60 miles and 75 mins	6	195	100.0	0	0.0	8.1	8.7
	McLeod	189	1 in 45 miles and 60 mins	5	189	100.0	0	0.0	9.1	9.8
	Mille Lacs	148	1 in 60 miles and 75 mins	0	148	100.0	0	0.0	18.8	20.5
	Morrison	187	1 in 60 miles and 75 mins	0	187	100.0	0	0.0	24.2	26.9
	Nicollet	162	1 in 45 miles and 60 mins	0	162	100.0	0	0.0	9.3	10.1
	Norman	281	1 in 100 miles and 110 m...	0	281	100.0	0	0.0	36.4	39.6
	Olmsted	716	1 in 30 miles and 45 mins	336	716	100.0	0	0.0	3.9	4.4
	Otter Tail	298	1 in 45 miles and 60 mins	1	297	99.7	1	0.3	28.1	30.6
	Pine	293	1 in 60 miles and 75 mins	0	293	100.0	0	0.0	17.7	19.3
	Polk	151	1 in 60 miles and 75 mins	0	151	100.0	0	0.0	29.1	31.7
	Pope	451	1 in 60 miles and 75 mins	0	451	100.0	0	0.0	28.4	31.0
	Ramsey	2,547	1 in 10 miles and 20 mins	128	2,547	100.0	0	0.0	2.6	4.2
	Renville	156	1 in 60 miles and 75 mins	1	156	100.0	0	0.0	12.1	13.2
	Rice	319	1 in 30 miles and 45 mins	15	319	100.0	0	0.0	8.2	8.9
	Roseau	343	1 in 100 miles and 110 m...	2	343	100.0	0	0.0	15.6	17.0
	Scott	612	1 in 30 miles and 45 mins	23	612	100.0	0	0.0	5.4	6.2

Rheumatology/Medica Symphony, Solo, Encore, and Direct/MNN020

August 14, 2025

Created by...
Medica

Medica Symphony, Solo, Encore, and Direct MNN020 Rheumatology

191 providers at 141 locations

■ All providers

Rheumatology

Employee Group

National Proxy Census (Medica Symphony, Solo, Encore, and Direct MNN020)

Provider Group

Medica Symphony, Solo, Encore, and Direct MNN020 Rheumatology (Medica Regional Service Area)

26,479 enrollee locations

◆ With access (26,402)

● Without access (77)

The Access Standard is defined as (National Proxy Census (Medica Symphony, Solo, Encore, and Direct MNN020)) enrollees accessing in:

Large Metro areas...

1 (Medica Symphony, Solo, Encore, and Direct MNN020 Rheumatology (Medica Regional Service Area)) provider in 15 miles and 30 minutes

Metro areas...

1 (Medica Symphony, Solo, Encore, and Direct MNN020 Rheumatology (Medica Regional Service Area)) provider in 40 miles and 60 minutes

Micro areas...

1 (Medica Symphony, Solo, Encore, and Direct MNN020 Rheumatology (Medica Regional Service Area)) provider in 75 miles and 100 minutes

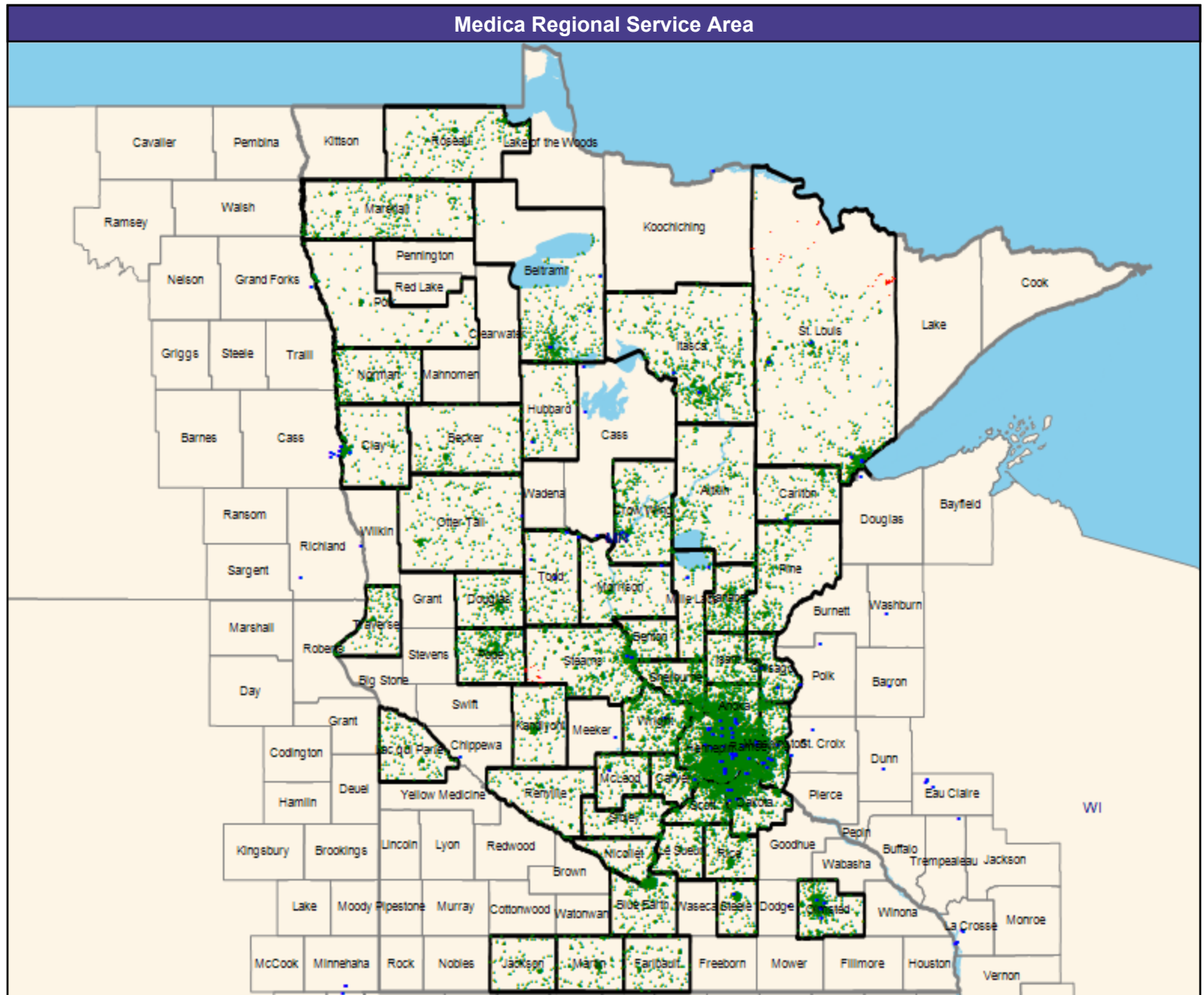
Rural areas...

1 (Medica Symphony, Solo, Encore, and Direct MNN020 Rheumatology (Medica Regional Service Area)) provider in 90 miles and 110 minutes

CEAC areas...

1 (Medica Symphony, Solo, Encore, and Direct MNN020 Rheumatology (Medica Regional Service Area)) provider in 130 miles and 145 minutes

Service Areas



Access Detail By County

August 14, 2025

Created by...
Medica

Access Analysis

Rheumatology

Enrollee / Provider Groups

National Proxy Census (Medica
Symphony, Solo, Encore, and Direct
MNN020)Medica Symphony, Solo, Encore,
and Direct MNN020 Rheumatology
(Medica Regional Service Area)¹ Access Standard Criteria Abbreviations:

L: Large Metro

M: Metro

I: Micro

R: Rural

C: CEAC

All Enrollees										
State Name	County	Enrollee	Provider	Counts	With Access		Without Access		Average Distance	Average Time
		#	Standard ¹	#	#	%	#	%	1	1
Minnesota	Aitkin	284	1 in 130 miles and 145 m...	0	284	100.0	0	0.0	27.6	30.0
	Anoka	1,761	1 in 40 miles and 60 mins	17	1,761	100.0	0	0.0	5.1	6.7
	Becker	181	1 in 90 miles and 110 mins	0	181	100.0	0	0.0	33.3	36.3
	Beltrami	448	1 in 90 miles and 110 mins	17	448	100.0	0	0.0	8.9	9.7
	Benton	242	1 in 75 miles and 100 mins	0	242	100.0	0	0.0	9.2	10.9
	Blue Earth	348	1 in 75 miles and 100 mins	0	348	100.0	0	0.0	39.7	43.3
	Carlton	177	1 in 90 miles and 110 mins	3	177	100.0	0	0.0	15.4	16.7
	Carver	400	1 in 40 miles and 60 mins	2	400	100.0	0	0.0	5.8	6.4
	Chisago	270	1 in 40 miles and 60 mins	3	270	100.0	0	0.0	6.8	7.3
	Clay	328	1 in 75 miles and 100 mins	2	328	100.0	0	0.0	8.8	9.7
	Crow Wing	344	1 in 75 miles and 100 mins	3	344	100.0	0	0.0	13.6	14.8
	Dakota	1,846	1 in 40 miles and 60 mins	23	1,846	100.0	0	0.0	5.3	6.3
	Douglas	187	1 in 75 miles and 100 mins	0	187	100.0	0	0.0	30.7	33.5
	Faribault	149	1 in 90 miles and 110 mins	0	149	100.0	0	0.0	56.0	61.1
	Hennepin	5,023	1 in 15 miles and 30 mins	156	5,023	100.0	0	0.0	3.4	5.1
	Hubbard	109	1 in 90 miles and 110 mins	1	109	100.0	0	0.0	10.3	11.2
	Isanti	232	1 in 75 miles and 100 mins	0	232	100.0	0	0.0	16.3	17.8
	Itasca	858	1 in 90 miles and 110 mins	7	858	100.0	0	0.0	12.7	13.8
	Jackson	109	1 in 90 miles and 110 mins	0	109	100.0	0	0.0	38.7	42.2
	Kanabec	351	1 in 90 miles and 110 mins	0	351	100.0	0	0.0	22.9	24.9
	Kandiyohi	233	1 in 75 miles and 100 mins	0	233	100.0	0	0.0	35.7	39.0
	Lac qui Parle	266	1 in 130 miles and 145 m...	0	266	100.0	0	0.0	25.0	27.2
	Le Sueur	138	1 in 75 miles and 100 mins	0	138	100.0	0	0.0	28.2	30.7
	Marshall	376	1 in 130 miles and 145 m...	0	376	100.0	0	0.0	48.1	52.5
	Martin	195	1 in 90 miles and 110 mins	0	195	100.0	0	0.0	56.9	62.1
	McLeod	189	1 in 75 miles and 100 mins	3	189	100.0	0	0.0	10.4	11.2
	Mille Lacs	148	1 in 90 miles and 110 mins	4	148	100.0	0	0.0	17.6	19.2
	Morrison	187	1 in 90 miles and 110 mins	3	187	100.0	0	0.0	20.1	22.3
	Nicollet	162	1 in 75 miles and 100 mins	0	162	100.0	0	0.0	39.7	43.2
	Norman	281	1 in 130 miles and 145 m...	0	281	100.0	0	0.0	37.0	40.4
	Olmsted	716	1 in 40 miles and 60 mins	87	716	100.0	0	0.0	4.1	4.6
	Otter Tail	298	1 in 75 miles and 100 mins	1	298	100.0	0	0.0	26.7	29.1
	Pine	293	1 in 90 miles and 110 mins	0	293	100.0	0	0.0	21.5	23.5
	Polk	151	1 in 90 miles and 110 mins	0	151	100.0	0	0.0	29.6	32.2
	Pope	451	1 in 90 miles and 110 mins	0	451	100.0	0	0.0	44.3	48.3
	Ramsey	2,547	1 in 15 miles and 30 mins	13	2,547	100.0	0	0.0	3.0	5.0
	Renville	156	1 in 90 miles and 110 mins	0	156	100.0	0	0.0	31.4	34.2
	Rice	319	1 in 40 miles and 60 mins	0	319	100.0	0	0.0	16.9	18.4
	Roseau	343	1 in 130 miles and 145 m...	0	343	100.0	0	0.0	86.2	94.0
	Scott	612	1 in 40 miles and 60 mins	0	612	100.0	0	0.0	8.5	9.5

Access Detail By County

Created by...
Medica

Access Analysis
Rheumatology
Enrollee / Provider Groups
National Proxy Census (Medica
Symphony, Solo, Encore, and Direct
MNN020)
Medica Symphony, Solo, Encore,
and Direct MNN020 Rheumatology
(Medica Regional Service Area)

L: Large Metro
M: Metro
I: Micro
R: Rural
C: CEAC

[illegible]

Speech Therapy/Medica Symphony, Solo, Encore, and Direct/MNN020

August 14, 2025

Created by...
Medica

Medica Symphony, Solo, Encore, and Direct MNN020 Speech Therapy

1,338 providers at 452 locations

■ All providers

Speech Therapy

Employee Group

National Proxy Census (Medica Symphony, Solo, Encore, and Direct MNN020)

Provider Group

Medica Symphony, Solo, Encore, and Direct MNN020 Speech Therapy (Medica Regional Service Area)

26,479 enrollee locations

◆ With access (26,394)

● Without access (85)

The Access Standard is defined as (National Proxy Census (Medica Symphony, Solo, Encore, and Direct MNN020)) enrollees accessing in:

Large Metro areas...

1 (Medica Symphony, Solo, Encore, and Direct MNN020 Speech Therapy (Medica Regional Service Area)) provider in 10 miles and 20 minutes

Metro areas...

1 (Medica Symphony, Solo, Encore, and Direct MNN020 Speech Therapy (Medica Regional Service Area)) provider in 30 miles and 45 minutes

Micro areas...

1 (Medica Symphony, Solo, Encore, and Direct MNN020 Speech Therapy (Medica Regional Service Area)) provider in 60 miles and 80 minutes

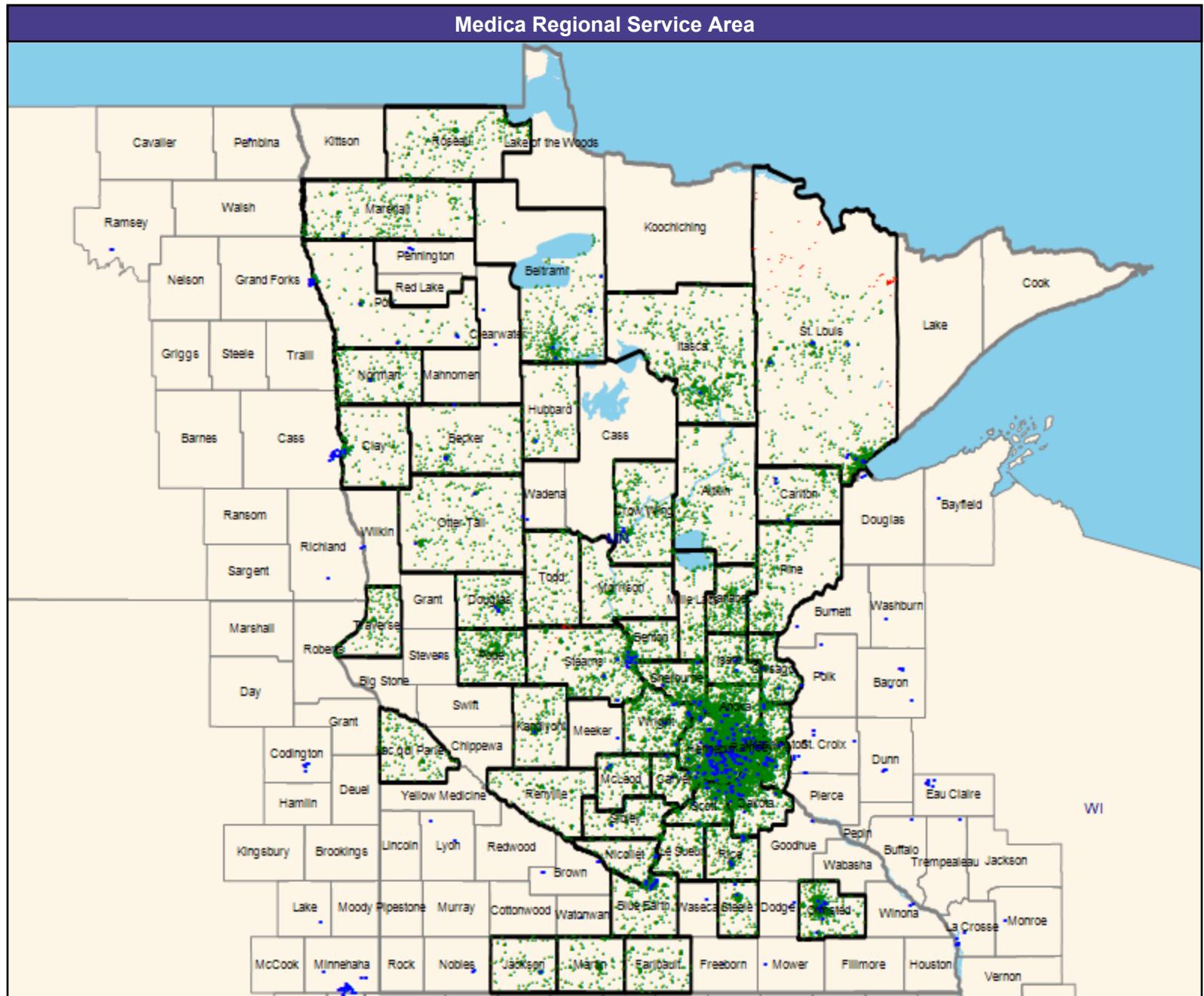
Rural areas...

1 (Medica Symphony, Solo, Encore, and Direct MNN020 Speech Therapy (Medica Regional Service Area)) provider in 60 miles and 75 minutes

CEAC areas...

1 (Medica Symphony, Solo, Encore, and Direct MNN020 Speech Therapy (Medica Regional Service Area)) provider in 100 miles and 110 minutes

Service Areas



Access Detail By County

August 14, 2025

Created by...
MedicaAccess Analysis
Speech TherapyEnrollee / Provider Groups
National Proxy Census (Medica
Symphony, Solo, Encore, and Direct
MNN020)
Medica Symphony, Solo, Encore,
and Direct MNN020 Speech
Therapy (Medica Regional Service
Area)¹ Access Standard Criteria Abbreviations:L: Large Metro
M: Metro
I: Micro
R: Rural
C: CEAC

All Enrollees										
State Name	County	Enrollee	Provider	Counts	With Access		Without Access		Average Distance	Average Time
		#	Standard ¹	#	#	%	#	%	1	1
Minnesota	Aitkin	284	1 in 100 miles and 110 m...	0	284	100.0	0	0.0	28.4	30.9
	Anoka	1,761	1 in 30 miles and 45 mins	242	1,761	100.0	0	0.0	3.4	4.0
	Becker	181	1 in 60 miles and 75 mins	4	181	100.0	0	0.0	9.7	10.5
	Beltrami	448	1 in 60 miles and 75 mins	24	448	100.0	0	0.0	8.3	9.0
	Benton	242	1 in 60 miles and 80 mins	2	242	100.0	0	0.0	7.9	8.6
	Blue Earth	348	1 in 60 miles and 80 mins	54	348	100.0	0	0.0	6.4	7.0
	Carlton	177	1 in 60 miles and 75 mins	3	177	100.0	0	0.0	13.1	14.2
	Carver	400	1 in 30 miles and 45 mins	77	400	100.0	0	0.0	3.9	4.3
	Chisago	270	1 in 30 miles and 45 mins	2	270	100.0	0	0.0	5.8	6.3
	Clay	328	1 in 60 miles and 80 mins	18	328	100.0	0	0.0	8.4	9.5
	Crow Wing	344	1 in 60 miles and 80 mins	23	344	100.0	0	0.0	13.9	15.1
	Dakota	1,846	1 in 30 miles and 45 mins	243	1,846	100.0	0	0.0	2.6	3.3
	Douglas	187	1 in 60 miles and 80 mins	3	187	100.0	0	0.0	7.3	7.9
	Faribault	149	1 in 60 miles and 75 mins	0	149	100.0	0	0.0	30.3	33.0
	Hennepin	5,023	1 in 10 miles and 20 mins	1,051	5,023	100.0	0	0.0	1.5	2.4
	Hubbard	109	1 in 60 miles and 75 mins	3	109	100.0	0	0.0	10.9	11.9
	Isanti	232	1 in 60 miles and 80 mins	43	232	100.0	0	0.0	5.5	6.0
	Itasca	858	1 in 60 miles and 75 mins	1	858	100.0	0	0.0	15.2	16.6
	Jackson	109	1 in 60 miles and 75 mins	3	109	100.0	0	0.0	10.2	11.1
	Kanabec	351	1 in 60 miles and 75 mins	0	351	100.0	0	0.0	24.4	26.5
	Kandiyohi	233	1 in 60 miles and 80 mins	3	233	100.0	0	0.0	8.5	9.3
	Lac qui Parle	266	1 in 100 miles and 110 m...	0	266	100.0	0	0.0	33.2	36.2
	Le Sueur	138	1 in 60 miles and 80 mins	0	138	100.0	0	0.0	9.4	10.3
	Marshall	376	1 in 100 miles and 110 m...	1	376	100.0	0	0.0	17.4	19.0
	Martin	195	1 in 60 miles and 75 mins	0	195	100.0	0	0.0	23.1	25.2
	McLeod	189	1 in 60 miles and 80 mins	11	189	100.0	0	0.0	9.6	10.5
	Mille Lacs	148	1 in 60 miles and 75 mins	0	148	100.0	0	0.0	20.1	21.9
	Morrison	187	1 in 60 miles and 75 mins	0	187	100.0	0	0.0	26.2	28.5
	Nicollet	162	1 in 60 miles and 80 mins	21	162	100.0	0	0.0	4.4	4.7
	Norman	281	1 in 100 miles and 110 m...	2	281	100.0	0	0.0	11.8	12.8
	Olmsted	716	1 in 30 miles and 45 mins	182	716	100.0	0	0.0	3.4	3.8
	Otter Tail	298	1 in 60 miles and 80 mins	5	298	100.0	0	0.0	11.9	12.9
	Pine	293	1 in 60 miles and 75 mins	0	293	100.0	0	0.0	17.7	19.3
	Polk	151	1 in 60 miles and 75 mins	9	151	100.0	0	0.0	7.1	7.7
	Pope	451	1 in 60 miles and 75 mins	0	451	100.0	0	0.0	18.2	19.8
	Ramsey	2,547	1 in 10 miles and 20 mins	324	2,547	100.0	0	0.0	1.7	2.8
	Renville	156	1 in 60 miles and 75 mins	0	156	100.0	0	0.0	24.6	26.8
	Rice	319	1 in 30 miles and 45 mins	10	319	100.0	0	0.0	4.5	4.8
	Roseau	343	1 in 100 miles and 110 m...	0	343	100.0	0	0.0	57.9	63.2
	Scott	612	1 in 30 miles and 45 mins	25	612	100.0	0	0.0	3.2	3.6

Access Detail By County

Created by...
Medica

Access Analysis
Speech Therapy
Enrollee / Provider Groups
National Proxy Census (Medica
Symphony, Solo, Encore, and Direct
MNN020)
Medica Symphony, Solo, Encore,
and Direct MNN020 Speech
Therapy (Medica Regional Service
Area)

¹ Access Standard Criteria Abbreviations:
L: Large Metro
M: Metro
I: Micro
R: Rural
C: CEAC

[illegible]

Urology/Medica Symphony, Solo, Encore, and Direct/MNN020

August 14, 2025

Created by...
Medica

Medica Symphony, Solo, Encore, and
Direct MNN020 Urology

442 providers at 288 locations

■ All providers

Urology

Employee Group

National Proxy Census (Medica
Symphony, Solo, Encore, and Direct
MNN020)

Provider Group

Medica Symphony, Solo, Encore, and
Direct MNN020 Urology (Medica
Regional Service Area)

26,479 enrollee locations

◆ With access (26,313)

● Without access (166)

The Access Standard is defined as
(National Proxy Census (Medica
Symphony, Solo, Encore, and Direct
MNN020)) enrollees accessing in:

Large Metro areas...

1 (Medica Symphony, Solo, Encore,
and Direct MNN020 Urology (Medica
Regional Service Area)) provider in
10 miles and 20 minutes

Metro areas...

1 (Medica Symphony, Solo, Encore,
and Direct MNN020 Urology (Medica
Regional Service Area)) provider in
30 miles and 45 minutes

Micro areas...

1 (Medica Symphony, Solo, Encore,
and Direct MNN020 Urology (Medica
Regional Service Area)) provider in
45 miles and 60 minutes

Rural areas...

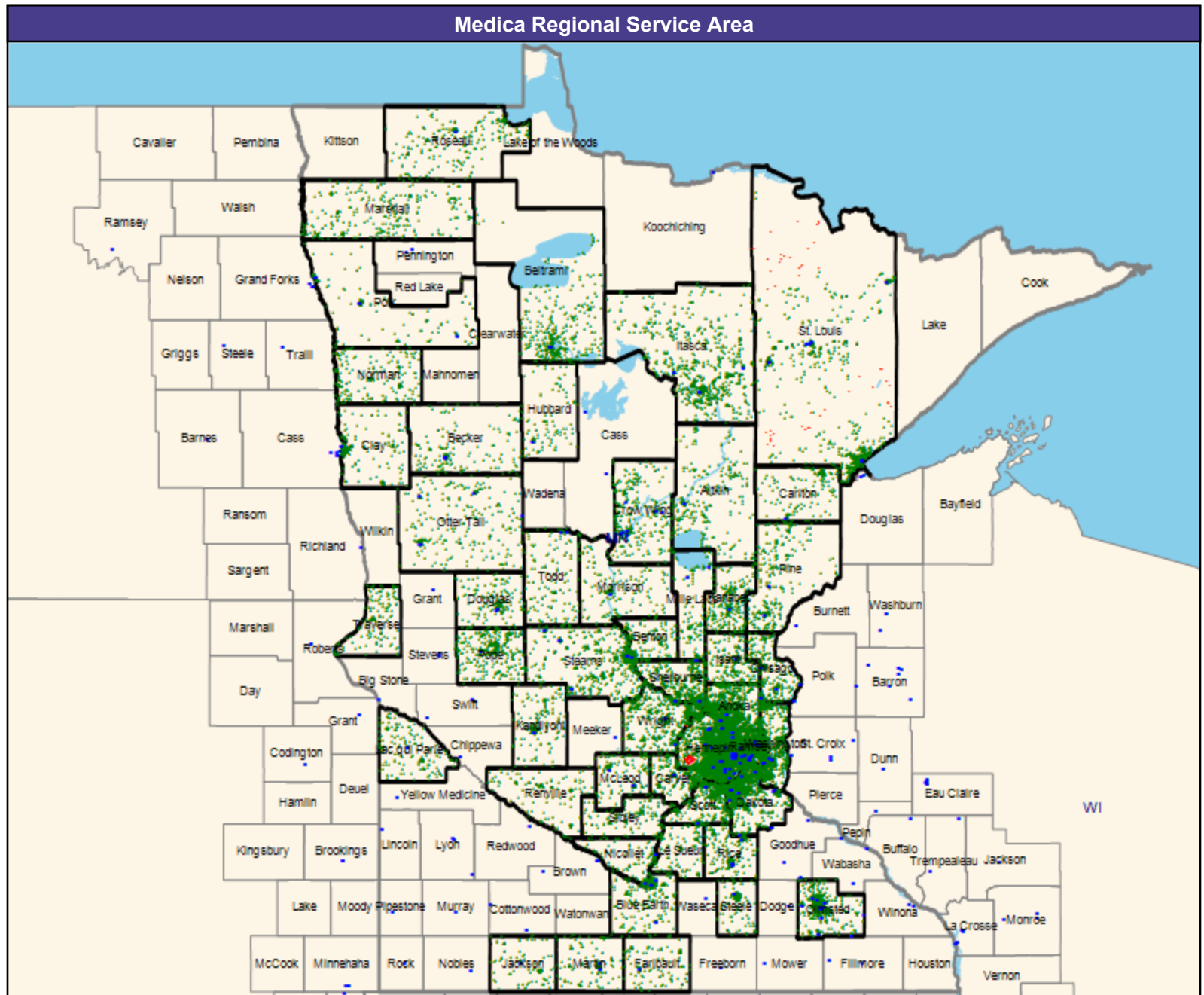
1 (Medica Symphony, Solo, Encore,
and Direct MNN020 Urology (Medica
Regional Service Area)) provider in
60 miles and 75 minutes

CEAC areas...

1 (Medica Symphony, Solo, Encore,
and Direct MNN020 Urology (Medica
Regional Service Area)) provider in
100 miles and 110 minutes

Service Areas

□ Medica Symphony, Solo, Encore,
and Direct MNN020



Access Detail By County

August 14, 2025

Created by...
Medica

Access Analysis

Urology

Enrollee / Provider Groups

National Proxy Census (Medica
Symphony, Solo, Encore, and Direct
MNN020)Medica Symphony, Solo, Encore,
and Direct MNN020 Urology
(Medica Regional Service Area)¹ Access Standard Criteria Abbreviations:

L: Large Metro

M: Metro

I: Micro

R: Rural

C: CEAC

All Enrollees										
State Name	County	Enrollee	Provider	Counts	With Access		Without Access		Average Distance	Average Time
		#	Standard ¹	#	#	%	#	%	1	1
Minnesota	Aitkin	284	1 in 100 miles and 110 m...	4	284	100.0	0	0.0	15.5	16.8
	Anoka	1,761	1 in 30 miles and 45 mins	29	1,761	100.0	0	0.0	5.1	6.4
	Becker	181	1 in 60 miles and 75 mins	4	181	100.0	0	0.0	10.7	11.6
	Beltrami	448	1 in 60 miles and 75 mins	25	448	100.0	0	0.0	13.3	14.4
	Benton	242	1 in 45 miles and 60 mins	0	242	100.0	0	0.0	8.9	9.9
	Blue Earth	348	1 in 45 miles and 60 mins	22	348	100.0	0	0.0	5.2	5.7
	Carlton	177	1 in 60 miles and 75 mins	6	177	100.0	0	0.0	15.5	16.9
	Carver	400	1 in 30 miles and 45 mins	7	400	100.0	0	0.0	7.3	8.4
	Chisago	270	1 in 30 miles and 45 mins	11	270	100.0	0	0.0	5.3	5.8
	Clay	328	1 in 45 miles and 60 mins	0	328	100.0	0	0.0	8.8	9.9
	Crow Wing	344	1 in 45 miles and 60 mins	39	344	100.0	0	0.0	6.5	7.1
	Dakota	1,846	1 in 30 miles and 45 mins	29	1,846	100.0	0	0.0	3.5	4.4
	Douglas	187	1 in 45 miles and 60 mins	7	187	100.0	0	0.0	7.4	8.0
	Faribault	149	1 in 60 miles and 75 mins	1	149	100.0	0	0.0	11.5	12.5
	Hennepin	5,023	1 in 10 miles and 20 mins	298	4,909	97.7	114	2.3	3.1	4.7
	Hubbard	109	1 in 60 miles and 75 mins	3	109	100.0	0	0.0	10.8	11.8
	Isanti	232	1 in 45 miles and 60 mins	10	232	100.0	0	0.0	6.8	7.4
	Itasca	858	1 in 60 miles and 75 mins	15	858	100.0	0	0.0	11.9	12.9
	Jackson	109	1 in 60 miles and 75 mins	1	109	100.0	0	0.0	11.0	12.0
	Kanabec	351	1 in 60 miles and 75 mins	2	351	100.0	0	0.0	6.1	6.6
	Kandiyohi	233	1 in 45 miles and 60 mins	11	233	100.0	0	0.0	7.5	8.2
	Lac qui Parle	266	1 in 100 miles and 110 m...	2	266	100.0	0	0.0	8.7	9.4
	Le Sueur	138	1 in 45 miles and 60 mins	0	138	100.0	0	0.0	9.5	10.3
	Marshall	376	1 in 100 miles and 110 m...	0	376	100.0	0	0.0	26.3	28.7
	Martin	195	1 in 60 miles and 75 mins	5	195	100.0	0	0.0	7.9	8.6
	McLeod	189	1 in 45 miles and 60 mins	2	189	100.0	0	0.0	6.0	6.5
	Mille Lacs	148	1 in 60 miles and 75 mins	2	148	100.0	0	0.0	8.4	9.2
	Morrison	187	1 in 60 miles and 75 mins	1	187	100.0	0	0.0	10.3	11.2
	Nicollet	162	1 in 45 miles and 60 mins	4	162	100.0	0	0.0	5.2	5.6
	Norman	281	1 in 100 miles and 110 m...	0	281	100.0	0	0.0	31.5	34.3
	Olmsted	716	1 in 30 miles and 45 mins	198	716	100.0	0	0.0	2.6	2.9
	Otter Tail	298	1 in 45 miles and 60 mins	11	298	100.0	0	0.0	9.8	10.6
	Pine	293	1 in 60 miles and 75 mins	4	293	100.0	0	0.0	9.1	9.9
	Polk	151	1 in 60 miles and 75 mins	7	151	100.0	0	0.0	9.5	10.3
	Pope	451	1 in 60 miles and 75 mins	1	451	100.0	0	0.0	9.8	10.7
	Ramsey	2,547	1 in 10 miles and 20 mins	86	2,547	100.0	0	0.0	2.3	3.7
	Renville	156	1 in 60 miles and 75 mins	0	156	100.0	0	0.0	19.4	21.1
	Rice	319	1 in 30 miles and 45 mins	11	319	100.0	0	0.0	5.0	5.4
	Roseau	343	1 in 100 miles and 110 m...	3	343	100.0	0	0.0	15.6	16.9
	Scott	612	1 in 30 miles and 45 mins	13	612	100.0	0	0.0	5.8	6.5

Access Detail By County

Created by...
Medica

1 Access Standard Criteria Abbreviations:
L: Large Metro
M: Metro
I: Micro
R: Rural
C: CEAC

[illegible]

August 14, 2025

Created by...
Medica

Medica Symphony, Solo, Encore, and Direct MNN020 Vascular Surgery

195 providers at 170 locations

- All providers

Vascular Surgery

Employee Group

National Proxy Census (Medica
Symphony, Solo, Encore, and Direct
MNN020)

Provider Group

Medica Symphony, Solo, Encore, and
Direct MNN020 Vascular Surgery
(Medica Regional Service Area)

26,479 enrollee locations

◆ With access (26,421)

- Without access (58)

The Access Standard is defined as (National Proxy Census (Medica Symphony, Solo, Encore, and Direct MNN020)) enrollees accessing in:

Large Metro areas...

1 (Medica Symphony, Solo, Encore,
and Direct MNN020 Vascular Surgery
(Medica Regional Service Area))
provider in 15 miles and 30 minutes

Metro areas...

1 (Medica Symphony, Solo, Encore,
and Direct MNN020 Vascular Surgery
(Medica Regional Service Area))
provider in 40 miles and 60 minutes

Micro areas...

1 (Medica Symphony, Solo, Encore,
and Direct MNN020 Vascular Surgery
(Medica Regional Service Area))
provider in 75 miles and 100 minutes

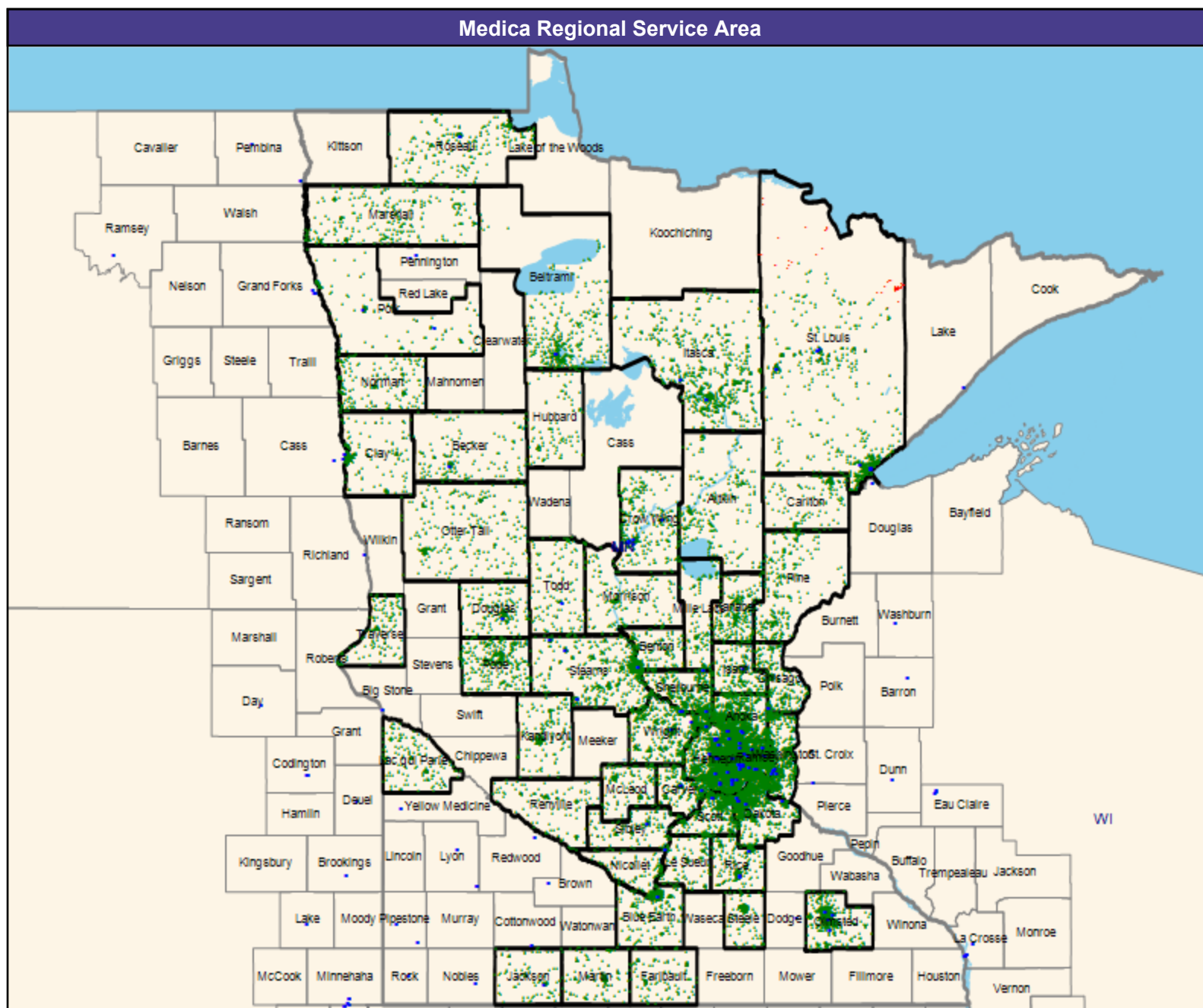
Rural areas...

1 (Medica Symphony, Solo, Encore,
and Direct MNN020 Vascular Surgery
(Medica Regional Service Area))
provider in 90 miles and 110 minutes

CEAC areas...

1 (Medica Symphony, Solo, Encore,
and Direct MNN020 Vascular Surgery
(Medica Regional Service Area))
provider in 130 miles and 145
minutes

Service Areas



Access Detail By County

August 14, 2025

Created by...
MedicaAccess Analysis
Vascular Surgery

Enrollee / Provider Groups

National Proxy Census (Medica
Symphony, Solo, Encore, and Direct
MNN020)Medica Symphony, Solo, Encore,
and Direct MNN020 Vascular
Surgery (Medica Regional Service
Area)¹ Access Standard Criteria Abbreviations:

L: Large Metro

M: Metro

I: Micro

R: Rural

C: CEAC

All Enrollees										
State Name	County	Enrollee	Provider	Counts	With Access		Without Access		Average Distance	Average Time
		#	Standard ¹	#	#	%	#	%	1	1
Minnesota	Aitkin	284	1 in 130 miles and 145 m...	0	284	100.0	0	0.0	26.1	28.4
	Anoka	1,761	1 in 40 miles and 60 mins	23	1,761	100.0	0	0.0	4.6	5.9
	Becker	181	1 in 90 miles and 110 mins	1	181	100.0	0	0.0	13.7	14.9
	Beltrami	448	1 in 90 miles and 110 mins	4	448	100.0	0	0.0	13.3	14.5
	Benton	242	1 in 75 miles and 100 mins	0	242	100.0	0	0.0	9.3	10.8
	Blue Earth	348	1 in 75 miles and 100 mins	3	348	100.0	0	0.0	7.9	8.6
	Carlton	177	1 in 90 miles and 110 mins	0	177	100.0	0	0.0	26.3	28.7
	Carver	400	1 in 40 miles and 60 mins	11	400	100.0	0	0.0	5.6	6.2
	Chisago	270	1 in 40 miles and 60 mins	5	270	100.0	0	0.0	12.4	13.4
	Clay	328	1 in 75 miles and 100 mins	0	328	100.0	0	0.0	9.8	11.1
	Crow Wing	344	1 in 75 miles and 100 mins	15	344	100.0	0	0.0	9.9	10.8
	Dakota	1,846	1 in 40 miles and 60 mins	16	1,846	100.0	0	0.0	5.1	7.0
	Douglas	187	1 in 75 miles and 100 mins	1	187	100.0	0	0.0	8.0	8.7
	Faribault	149	1 in 90 miles and 110 mins	0	149	100.0	0	0.0	38.1	41.6
	Hennepin	5,023	1 in 15 miles and 30 mins	169	5,023	100.0	0	0.0	2.9	4.4
	Hubbard	109	1 in 90 miles and 110 mins	0	109	100.0	0	0.0	32.3	35.2
	Isanti	232	1 in 75 miles and 100 mins	5	232	100.0	0	0.0	7.3	7.9
	Itasca	858	1 in 90 miles and 110 mins	7	858	100.0	0	0.0	13.4	14.6
	Jackson	109	1 in 90 miles and 110 mins	5	109	100.0	0	0.0	8.6	9.3
	Kanabec	351	1 in 90 miles and 110 mins	0	351	100.0	0	0.0	24.5	26.7
	Kandiyohi	233	1 in 75 miles and 100 mins	0	233	100.0	0	0.0	26.6	29.0
	Lac qui Parle	266	1 in 130 miles and 145 m...	0	266	100.0	0	0.0	22.8	24.8
	Le Sueur	138	1 in 75 miles and 100 mins	3	138	100.0	0	0.0	13.7	14.9
	Marshall	376	1 in 130 miles and 145 m...	0	376	100.0	0	0.0	25.2	27.4
	Martin	195	1 in 90 miles and 110 mins	0	195	100.0	0	0.0	26.3	28.7
	McLeod	189	1 in 75 miles and 100 mins	0	189	100.0	0	0.0	22.4	24.4
	Mille Lacs	148	1 in 90 miles and 110 mins	0	148	100.0	0	0.0	18.8	20.5
	Morrison	187	1 in 90 miles and 110 mins	0	187	100.0	0	0.0	23.2	25.7
	Nicollet	162	1 in 75 miles and 100 mins	0	162	100.0	0	0.0	11.6	12.6
	Norman	281	1 in 130 miles and 145 m...	0	281	100.0	0	0.0	30.6	33.3
	Olmsted	716	1 in 40 miles and 60 mins	177	716	100.0	0	0.0	4.2	4.8
	Otter Tail	298	1 in 75 miles and 100 mins	0	298	100.0	0	0.0	28.5	31.1
	Pine	293	1 in 90 miles and 110 mins	0	293	100.0	0	0.0	39.3	42.8
	Polk	151	1 in 90 miles and 110 mins	4	151	100.0	0	0.0	10.3	11.2
	Pope	451	1 in 90 miles and 110 mins	0	451	100.0	0	0.0	21.2	23.0
	Ramsey	2,547	1 in 15 miles and 30 mins	27	2,547	100.0	0	0.0	2.4	4.0
	Renville	156	1 in 90 miles and 110 mins	0	156	100.0	0	0.0	22.5	24.5
	Rice	319	1 in 40 miles and 60 mins	15	319	100.0	0	0.0	5.7	6.1
	Roseau	343	1 in 130 miles and 145 m...	3	343	100.0	0	0.0	15.6	16.9
	Scott	612	1 in 40 miles and 60 mins	10	612	100.0	0	0.0	7.6	8.5

Access Detail By County

Created by...
Medica

Access Analysis
Vascular Surgery

Enrollee / Provider Groups

National Proxy Census (Medica
Symphony, Solo, Encore, and Direct
MNN020)

Medica Symphony, Solo, Encore,
and Direct MNN020 Vascular
Surgery (Medica Regional Service
Area)

¹ Access Standard Criteria Abbreviations:
L: Large Metro
M: Metro
I: Micro
R: Rural
C: CEAC

[illegible]

Acute Inpatient Hospitals/Medica Symphony, Solo, Encore, and Direct/MNN020

August 14, 2025

Created by...
Medica

Medica Symphony, Solo, Encore, and
Direct MNN020 Acute Inpatient Hospitals

189 providers at 195 locations

■ All providers

Acute Inpatient Hospitals

Employee Group

National Proxy Census (Medica
Symphony, Solo, Encore, and Direct
MNN020)

Provider Group

Medica Symphony, Solo, Encore, and
Direct MNN020 Acute Inpatient
Hospitals (Medica Regional Service
Area)

26,479 enrollee locations

◆ With access (26,241)

● Without access (238)

The Access Standard is defined as
(National Proxy Census (Medica
Symphony, Solo, Encore, and Direct
MNN020)) enrollees accessing in:

Large Metro areas...

1 (Medica Symphony, Solo, Encore,
and Direct MNN020 Acute Inpatient
Hospitals (Medica Regional Service
Area)) provider in 10 miles and 20
minutes

Metro areas...

1 (Medica Symphony, Solo, Encore,
and Direct MNN020 Acute Inpatient
Hospitals (Medica Regional Service
Area)) provider in 30 miles and 45
minutes

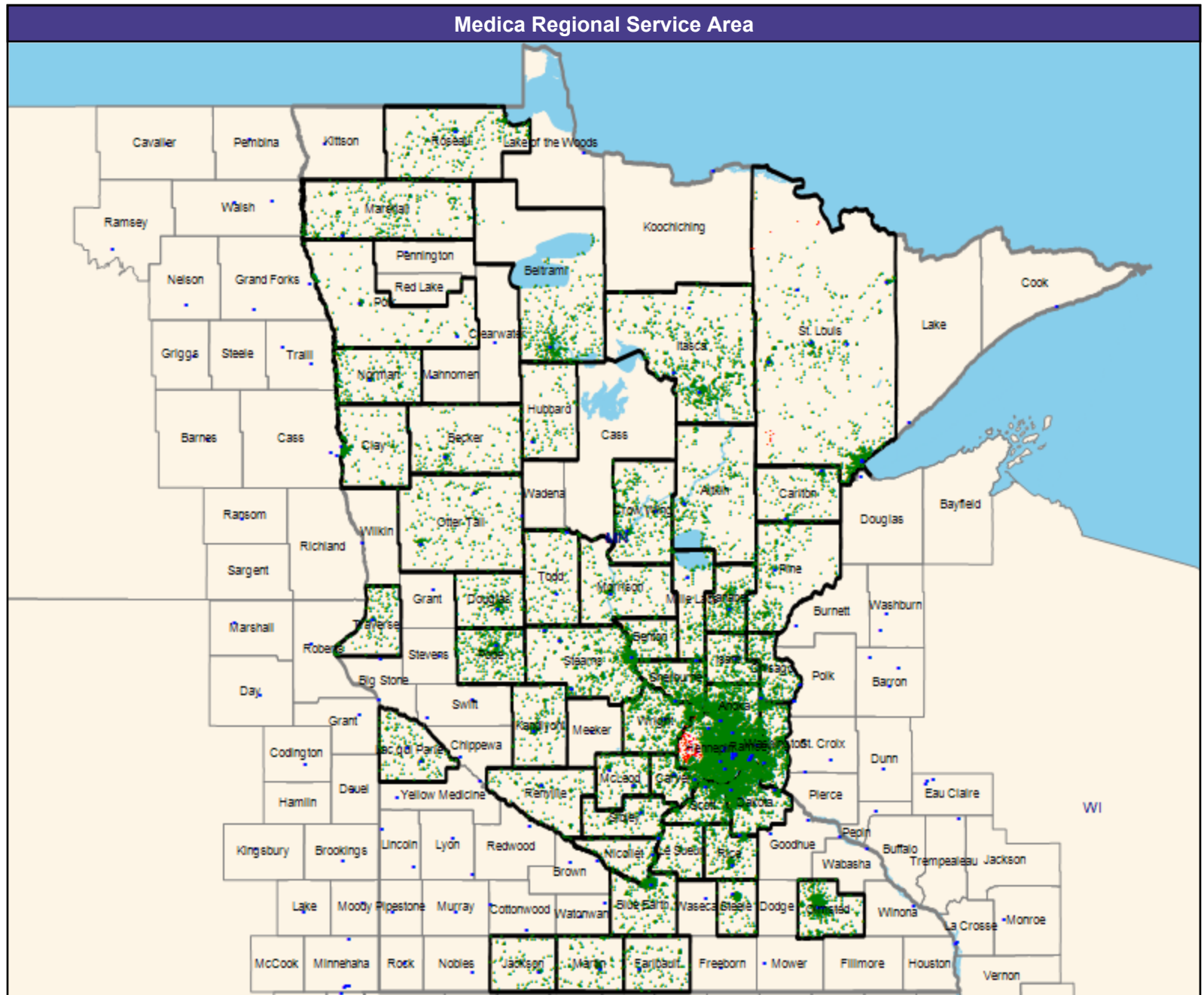
Micro areas...

1 (Medica Symphony, Solo, Encore,
and Direct MNN020 Acute Inpatient
Hospitals (Medica Regional Service
Area)) provider in 60 miles and 80
minutes

Rural areas...

1 (Medica Symphony, Solo, Encore,
and Direct MNN020 Acute Inpatient
Hospitals (Medica Regional Service
Area)) provider in 60 miles and 75
minutes

CEAC areas...



Access Detail By County

August 14, 2025

Created by...
Medica

Access Analysis

Acute Inpatient Hospitals

Enrollee / Provider Groups

National Proxy Census (Medica
Symphony, Solo, Encore, and Direct
MNN020)Medica Symphony, Solo, Encore,
and Direct MNN020 Acute Inpatient
Hospitals (Medica Regional Service
Area)¹ Access Standard Criteria Abbreviations:

L: Large Metro

M: Metro

I: Micro

R: Rural

C: CEAC

All Enrollees										
State Name	County	Enrollee	Provider	Counts	With Access		Without Access		Average Distance	Average Time
		#	Standard ¹	#	#	%	#	%	1	1
Minnesota	Aitkin	284	1 in 100 miles and 110 m...	1	284	100.0	0	0.0	16.4	17.8
	Anoka	1,761	1 in 30 miles and 45 mins	3	1,761	100.0	0	0.0	6.5	8.5
	Becker	181	1 in 60 miles and 75 mins	1	181	100.0	0	0.0	10.6	11.5
	Beltrami	448	1 in 60 miles and 75 mins	1	448	100.0	0	0.0	13.2	14.3
	Benton	242	1 in 60 miles and 80 mins	0	242	100.0	0	0.0	9.1	10.7
	Blue Earth	348	1 in 60 miles and 80 mins	1	348	100.0	0	0.0	6.9	7.5
	Carlton	177	1 in 60 miles and 75 mins	2	177	100.0	0	0.0	7.2	7.8
	Carver	400	1 in 30 miles and 45 mins	2	400	100.0	0	0.0	5.7	6.3
	Chisago	270	1 in 30 miles and 45 mins	1	270	100.0	0	0.0	10.2	11.1
	Clay	328	1 in 60 miles and 80 mins	0	328	100.0	0	0.0	9.7	10.8
	Crow Wing	344	1 in 60 miles and 80 mins	2	344	100.0	0	0.0	10.5	11.4
	Dakota	1,846	1 in 30 miles and 45 mins	3	1,846	100.0	0	0.0	6.2	8.0
	Douglas	187	1 in 60 miles and 80 mins	1	187	100.0	0	0.0	7.6	8.2
	Faribault	149	1 in 60 miles and 75 mins	1	149	100.0	0	0.0	12.2	13.3
	Hennepin	5,023	1 in 10 miles and 20 mins	10	4,801	95.6	222	4.4	4.5	6.9
	Hubbard	109	1 in 60 miles and 75 mins	1	109	100.0	0	0.0	12.8	13.9
	Isanti	232	1 in 60 miles and 80 mins	1	232	100.0	0	0.0	7.3	7.9
	Itasca	858	1 in 60 miles and 75 mins	3	858	100.0	0	0.0	11.4	12.4
	Jackson	109	1 in 60 miles and 75 mins	1	109	100.0	0	0.0	8.5	9.2
	Kanabec	351	1 in 60 miles and 75 mins	1	351	100.0	0	0.0	6.4	7.0
	Kandiyohi	233	1 in 60 miles and 80 mins	1	233	100.0	0	0.0	7.3	7.9
	Lac qui Parle	266	1 in 100 miles and 110 m...	2	266	100.0	0	0.0	5.9	6.4
	Le Sueur	138	1 in 60 miles and 80 mins	1	138	100.0	0	0.0	8.5	9.2
	Marshall	376	1 in 100 miles and 110 m...	1	376	100.0	0	0.0	17.6	19.1
	Martin	195	1 in 60 miles and 75 mins	1	195	100.0	0	0.0	7.6	8.2
	McLeod	189	1 in 60 miles and 80 mins	2	189	100.0	0	0.0	6.0	6.5
	Mille Lacs	148	1 in 60 miles and 75 mins	1	148	100.0	0	0.0	9.7	10.6
	Morrison	187	1 in 60 miles and 75 mins	1	187	100.0	0	0.0	10.3	11.2
	Nicollet	162	1 in 60 miles and 80 mins	1	162	100.0	0	0.0	5.7	6.1
	Norman	281	1 in 100 miles and 110 m...	1	281	100.0	0	0.0	11.3	12.3
	Olmsted	716	1 in 30 miles and 45 mins	3	716	100.0	0	0.0	5.6	6.2
	Otter Tail	298	1 in 60 miles and 80 mins	3	298	100.0	0	0.0	11.4	12.4
	Pine	293	1 in 60 miles and 75 mins	1	293	100.0	0	0.0	11.7	12.7
	Polk	151	1 in 60 miles and 75 mins	2	151	100.0	0	0.0	9.8	10.7
	Pope	451	1 in 60 miles and 75 mins	1	451	100.0	0	0.0	8.1	8.8
	Ramsey	2,547	1 in 10 miles and 20 mins	6	2,547	100.0	0	0.0	3.4	5.6
	Renville	156	1 in 60 miles and 75 mins	1	156	100.0	0	0.0	9.9	10.7
	Rice	319	1 in 30 miles and 45 mins	1	319	100.0	0	0.0	5.5	5.9
	Roseau	343	1 in 100 miles and 110 m...	1	343	100.0	0	0.0	15.5	16.8
	Scott	612	1 in 30 miles and 45 mins	2	612	100.0	0	0.0	6.4	7.3

Access Detail By County

Created by...
Medica

Access Analysis
Acute Inpatient Hospitals
Enrollee / Provider Groups
National Proxy Census (Medica
Symphony, Solo, Encore, and Direct
MNN020)
Medica Symphony, Solo, Encore,
and Direct MNN020 Acute Inpatient
Hospitals (Medica Regional Service
Area)

¹ Access Standard Criteria Abbreviations:
L: Large Metro
M: Metro
I: Micro
R: Rural
C: CEAC

[illegible]

Cardiac Catheterization Services/Medica Symphony, Solo, Encore, and Direct/MNN020

August 14, 2025

Created by...
Medica

Medica Symphony, Solo, Encore, and Direct MNN020 Cardiac Catheterization Services

71 providers at 71 locations

■ All providers

Cardiac Catheterization Services

Employee Group

National Proxy Census (Medica Symphony, Solo, Encore, and Direct MNN020)

Provider Group

Medica Symphony, Solo, Encore, and Direct MNN020 Cardiac Catheterization Services (Medica Regional Service Area)

26,479 enrollee locations

◆ With access (26,430)

● Without access (49)

The Access Standard is defined as (National Proxy Census (Medica Symphony, Solo, Encore, and Direct MNN020)) enrollees accessing in:

Large Metro areas...

1 (Medica Symphony, Solo, Encore, and Direct MNN020 Cardiac Catheterization Services (Medica Regional Service Area)) provider in 15 miles and 30 minutes

Metro areas...

1 (Medica Symphony, Solo, Encore, and Direct MNN020 Cardiac Catheterization Services (Medica Regional Service Area)) provider in 40 miles and 60 minutes

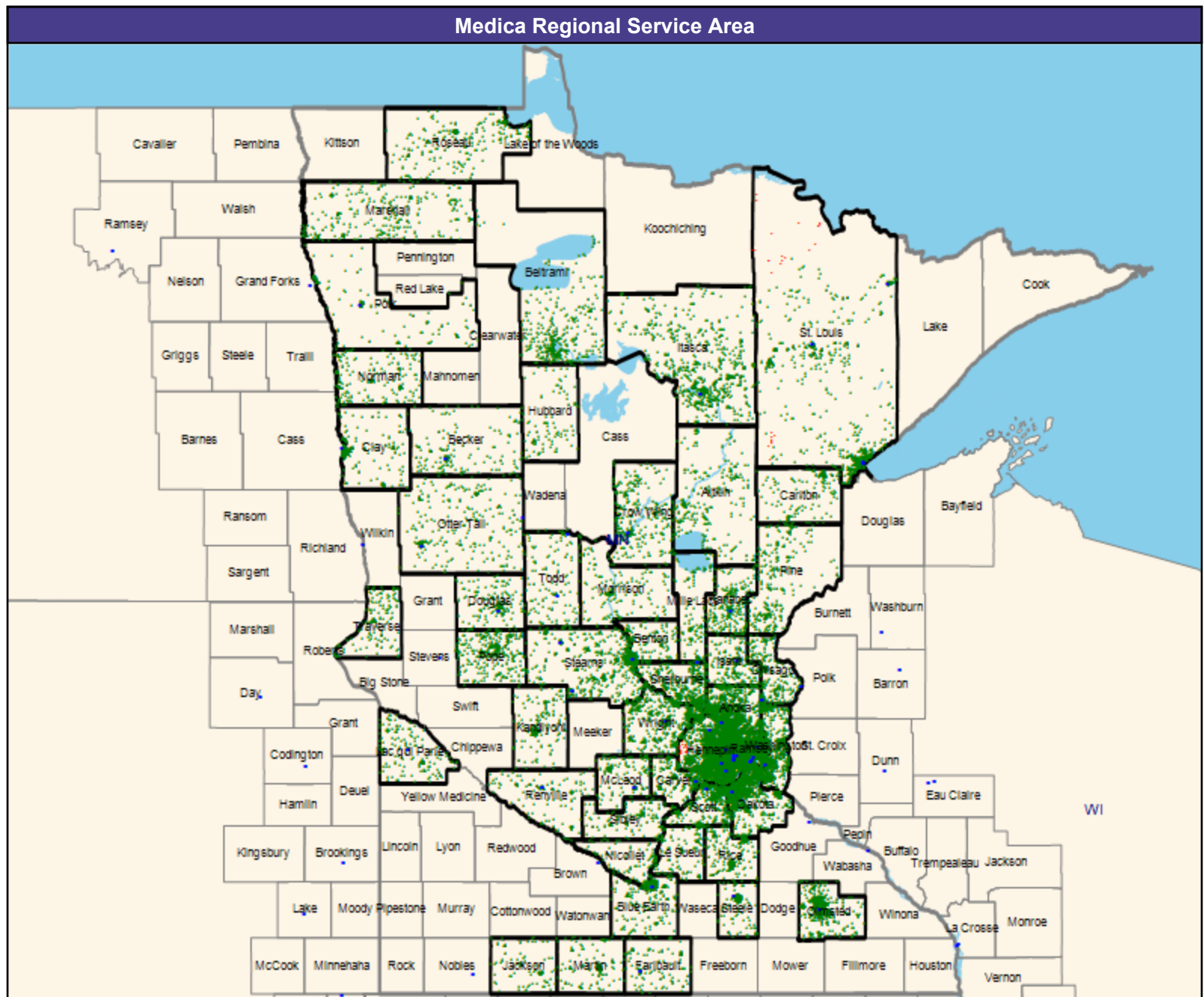
Micro areas...

1 (Medica Symphony, Solo, Encore, and Direct MNN020 Cardiac Catheterization Services (Medica Regional Service Area)) provider in 120 miles and 160 minutes

Rural areas...

1 (Medica Symphony, Solo, Encore, and Direct MNN020 Cardiac Catheterization Services (Medica Regional Service Area)) provider in 120 miles and 145 minutes

CEAC areas...



Access Detail By County

August 14, 2025

Created by...
MedicaAccess Analysis
Cardiac Catheterization ServicesEnrollee / Provider Groups
National Proxy Census (Medica
Symphony, Solo, Encore, and Direct
MNN020)
Medica Symphony, Solo, Encore,
and Direct MNN020 Cardiac
Catheterization Services (Medica
Regional Service Area)¹ Access Standard Criteria Abbreviations:L: Large Metro
M: Metro
I: Micro
R: Rural
C: CEAC

All Enrollees										
State Name	County	Enrollee	Provider	Counts	With Access		Without Access		Average Distance	Average Time
		#	Standard ¹	#	#	%	#	%	1	1
Minnesota	Aitkin	284	1 in 140 miles and 155 m...	0	284	100.0	0	0.0	33.3	36.3
	Anoka	1,761	1 in 40 miles and 60 mins	1	1,761	100.0	0	0.0	7.8	10.4
	Becker	181	1 in 120 miles and 145 m...	1	181	100.0	0	0.0	13.3	14.5
	Beltrami	448	1 in 120 miles and 145 m...	0	448	100.0	0	0.0	68.6	74.8
	Benton	242	1 in 120 miles and 160 m...	0	242	100.0	0	0.0	9.2	10.8
	Blue Earth	348	1 in 120 miles and 160 m...	1	348	100.0	0	0.0	7.6	8.3
	Carlton	177	1 in 120 miles and 145 m...	0	177	100.0	0	0.0	29.5	40.2
	Carver	400	1 in 40 miles and 60 mins	1	400	100.0	0	0.0	8.2	9.0
	Chisago	270	1 in 40 miles and 60 mins	1	270	100.0	0	0.0	10.7	11.6
	Clay	328	1 in 120 miles and 160 m...	0	328	100.0	0	0.0	10.2	11.2
	Crow Wing	344	1 in 120 miles and 160 m...	1	344	100.0	0	0.0	14.0	15.2
	Dakota	1,846	1 in 40 miles and 60 mins	1	1,846	100.0	0	0.0	7.8	10.1
	Douglas	187	1 in 120 miles and 160 m...	1	187	100.0	0	0.0	8.1	8.8
	Faribault	149	1 in 120 miles and 145 m...	1	149	100.0	0	0.0	12.8	13.9
	Hennepin	5,023	1 in 15 miles and 30 mins	8	5,001	99.6	22	0.4	4.7	7.2
	Hubbard	109	1 in 120 miles and 145 m...	0	109	100.0	0	0.0	45.2	49.2
	Isanti	232	1 in 120 miles and 160 m...	1	232	100.0	0	0.0	7.3	7.9
	Itasca	858	1 in 120 miles and 145 m...	1	858	100.0	0	0.0	18.3	19.9
	Jackson	109	1 in 120 miles and 145 m...	0	109	100.0	0	0.0	21.8	23.7
	Kanabec	351	1 in 120 miles and 145 m...	1	351	100.0	0	0.0	6.9	7.5
	Kandiyohi	233	1 in 120 miles and 160 m...	0	233	100.0	0	0.0	21.6	23.5
	Lac qui Parle	266	1 in 140 miles and 155 m...	1	266	100.0	0	0.0	10.4	11.3
	Le Sueur	138	1 in 120 miles and 160 m...	0	138	100.0	0	0.0	21.5	23.4
	Marshall	376	1 in 140 miles and 155 m...	0	376	100.0	0	0.0	43.1	46.9
	Martin	195	1 in 120 miles and 145 m...	0	195	100.0	0	0.0	20.8	22.6
	McLeod	189	1 in 120 miles and 160 m...	1	189	100.0	0	0.0	12.6	13.8
	Mille Lacs	148	1 in 120 miles and 145 m...	0	148	100.0	0	0.0	16.1	17.5
	Morrison	187	1 in 120 miles and 145 m...	0	187	100.0	0	0.0	22.9	25.3
	Nicollet	162	1 in 120 miles and 160 m...	0	162	100.0	0	0.0	9.7	10.5
	Norman	281	1 in 140 miles and 155 m...	0	281	100.0	0	0.0	33.3	36.3
	Olmsted	716	1 in 40 miles and 60 mins	1	716	100.0	0	0.0	6.1	6.8
	Otter Tail	298	1 in 120 miles and 160 m...	2	298	100.0	0	0.0	15.1	16.5
	Pine	293	1 in 120 miles and 145 m...	0	293	100.0	0	0.0	30.1	33.3
	Polk	151	1 in 120 miles and 145 m...	1	151	100.0	0	0.0	19.7	21.5
	Pope	451	1 in 120 miles and 145 m...	0	451	100.0	0	0.0	18.2	19.9
	Ramsey	2,547	1 in 15 miles and 30 mins	4	2,547	100.0	0	0.0	3.9	6.2
	Renville	156	1 in 120 miles and 145 m...	1	156	100.0	0	0.0	13.2	14.4
	Rice	319	1 in 40 miles and 60 mins	0	319	100.0	0	0.0	18.6	20.7
	Roseau	343	1 in 140 miles and 155 m...	0	343	100.0	0	0.0	88.4	96.4
	Scott	612	1 in 40 miles and 60 mins	1	612	100.0	0	0.0	8.1	9.2

Access Detail By County

Created by...
Medica

¹ Access Standard Criteria Abbreviations:
L: Large Metro
M: Metro
I: Micro
R: Rural
C: CEAC

[illegible]

Cardiac Surgery Program/Medica Symphony, Solo, Encore, and Direct/MNN020

August 14, 2025

Created by...
Medica

Medica Symphony, Solo, Encore, and
Direct MNN020 Cardiac Surgery Program

37 providers at 37 locations

■ All providers

Cardiac Surgery Program

Employee Group

National Proxy Census (Medica
Symphony, Solo, Encore, and Direct
MNN020)

Provider Group

Medica Symphony, Solo, Encore, and
Direct MNN020 Cardiac Surgery
Program (Medica Regional Service
Area)

26,479 enrollee locations

◆ With access (26,008)

● Without access (471)

The Access Standard is defined as
(National Proxy Census (Medica
Symphony, Solo, Encore, and Direct
MNN020)) enrollees accessing in:

Large Metro areas...

1 (Medica Symphony, Solo, Encore,
and Direct MNN020 Cardiac Surgery
Program (Medica Regional Service
Area)) provider in 15 miles and 30
minutes

Metro areas...

1 (Medica Symphony, Solo, Encore,
and Direct MNN020 Cardiac Surgery
Program (Medica Regional Service
Area)) provider in 40 miles and 60
minutes

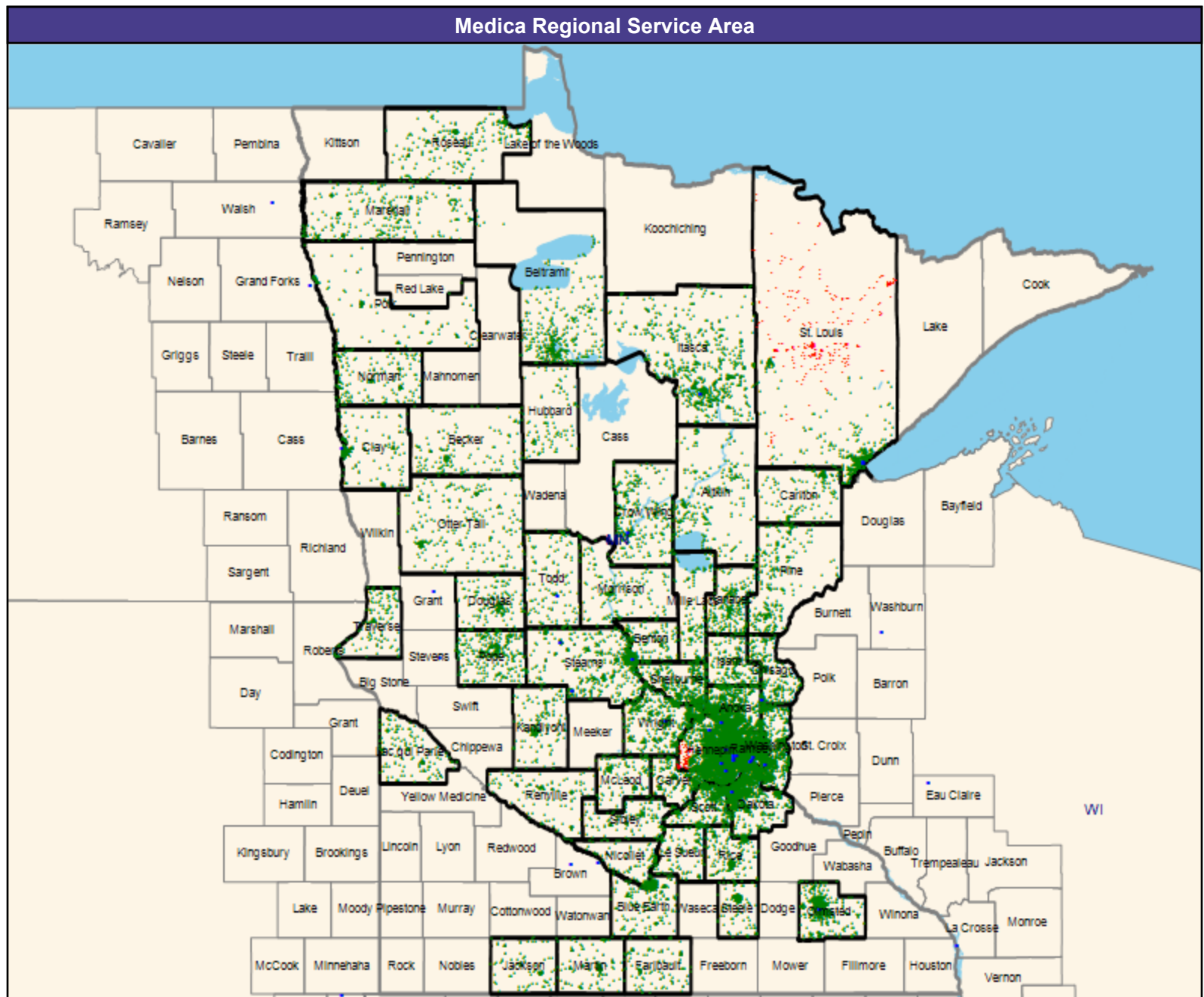
Micro areas...

1 (Medica Symphony, Solo, Encore,
and Direct MNN020 Cardiac Surgery
Program (Medica Regional Service
Area)) provider in 120 miles and 160
minutes

Rural areas...

1 (Medica Symphony, Solo, Encore,
and Direct MNN020 Cardiac Surgery
Program (Medica Regional Service
Area)) provider in 120 miles and 145
minutes

CEAC areas...



Access Detail By County

August 14, 2025

Created by...
MedicaAccess Analysis
Cardiac Surgery ProgramEnrollee / Provider Groups
National Proxy Census (Medica
Symphony, Solo, Encore, and Direct
MNN020)
Medica Symphony, Solo, Encore,
and Direct MNN020 Cardiac
Surgery Program (Medica Regional
Service Area)¹ Access Standard Criteria Abbreviations:L: Large Metro
M: Metro
I: Micro
R: Rural
C: CEAC

All Enrollees										
State Name	County	Enrollee	Provider	Counts	With Access		Without Access		Average Distance	Average Time
		#	Standard ¹	#	#	%	#	%	1	1
Minnesota	Aitkin	284	1 in 140 miles and 155 m...	0	284	100.0	0	0.0	35.3	38.5
	Anoka	1,761	1 in 40 miles and 60 mins	1	1,761	100.0	0	0.0	7.9	10.6
	Becker	181	1 in 120 miles and 145 m...	0	181	100.0	0	0.0	50.8	55.4
	Beltrami	448	1 in 120 miles and 145 m...	0	448	100.0	0	0.0	70.0	76.4
	Benton	242	1 in 120 miles and 160 m...	0	242	100.0	0	0.0	9.6	11.4
	Blue Earth	348	1 in 120 miles and 160 m...	0	348	100.0	0	0.0	32.8	35.8
	Carlton	177	1 in 120 miles and 145 m...	0	177	100.0	0	0.0	29.5	41.4
	Carver	400	1 in 40 miles and 60 mins	0	400	100.0	0	0.0	19.7	24.6
	Chisago	270	1 in 40 miles and 60 mins	1	270	100.0	0	0.0	14.7	16.0
	Clay	328	1 in 120 miles and 160 m...	0	328	100.0	0	0.0	10.7	11.7
	Crow Wing	344	1 in 120 miles and 160 m...	1	344	100.0	0	0.0	14.0	15.2
	Dakota	1,846	1 in 40 miles and 60 mins	1	1,846	100.0	0	0.0	8.0	10.3
	Douglas	187	1 in 120 miles and 160 m...	0	187	100.0	0	0.0	25.4	27.6
	Faribault	149	1 in 120 miles and 145 m...	0	149	100.0	0	0.0	58.8	64.1
	Hennepin	5,023	1 in 15 miles and 30 mins	8	4,902	97.6	121	2.4	5.1	8.0
	Hubbard	109	1 in 120 miles and 145 m...	0	109	100.0	0	0.0	63.3	69.0
	Isanti	232	1 in 120 miles and 160 m...	0	232	100.0	0	0.0	24.5	27.6
	Itasca	858	1 in 120 miles and 145 m...	1	858	100.0	0	0.0	18.5	20.1
	Jackson	109	1 in 120 miles and 145 m...	0	109	100.0	0	0.0	53.8	58.7
	Kanabec	351	1 in 120 miles and 145 m...	0	351	100.0	0	0.0	45.4	49.9
	Kandiyohi	233	1 in 120 miles and 160 m...	0	233	100.0	0	0.0	27.4	29.9
	Lac qui Parle	266	1 in 140 miles and 155 m...	0	266	100.0	0	0.0	47.5	51.8
	Le Sueur	138	1 in 120 miles and 160 m...	0	138	100.0	0	0.0	35.0	39.8
	Marshall	376	1 in 140 miles and 155 m...	0	376	100.0	0	0.0	44.0	47.9
	Martin	195	1 in 120 miles and 145 m...	0	195	100.0	0	0.0	45.3	49.4
	McLeod	189	1 in 120 miles and 160 m...	0	189	100.0	0	0.0	35.2	38.4
	Mille Lacs	148	1 in 120 miles and 145 m...	0	148	100.0	0	0.0	34.7	40.2
	Morrison	187	1 in 120 miles and 145 m...	0	187	100.0	0	0.0	24.1	26.7
	Nicollet	162	1 in 120 miles and 160 m...	0	162	100.0	0	0.0	22.3	24.3
	Norman	281	1 in 140 miles and 155 m...	0	281	100.0	0	0.0	37.9	41.3
	Olmsted	716	1 in 40 miles and 60 mins	1	716	100.0	0	0.0	6.1	6.8
	Otter Tail	298	1 in 120 miles and 160 m...	0	298	100.0	0	0.0	36.2	39.5
	Pine	293	1 in 120 miles and 145 m...	0	293	100.0	0	0.0	47.1	53.7
	Polk	151	1 in 120 miles and 145 m...	0	151	100.0	0	0.0	35.7	38.9
	Pope	451	1 in 120 miles and 145 m...	0	451	100.0	0	0.0	23.4	25.5
	Ramsey	2,547	1 in 15 miles and 30 mins	3	2,547	100.0	0	0.0	4.9	8.1
	Renville	156	1 in 120 miles and 145 m...	0	156	100.0	0	0.0	36.5	39.8
	Rice	319	1 in 40 miles and 60 mins	0	319	100.0	0	0.0	28.8	34.5
	Roseau	343	1 in 140 miles and 155 m...	0	343	100.0	0	0.0	85.9	93.7
	Scott	612	1 in 40 miles and 60 mins	0	612	100.0	0	0.0	13.4	16.2

Access Detail By County

Created by...
Medica

Access Analysis
Cardiac Surgery Program
Enrollee / Provider Groups
National Proxy Census (Medica
Symphony, Solo, Encore, and Direct
MNN020)
Medica Symphony, Solo, Encore,
and Direct MNN020 Cardiac
Surgery Program (Medica Regional
Service Area)

¹ Access Standard Criteria Abbreviations:
L: Large Metro
M: Metro
I: Micro
R: Rural
C: CEAC

[illegible]

Critical Care Services - Intensive Care Units (ICU)/Medica Symphony, Solo, Encore, and Direct/MNN020

August 14, 2025

Created by...
Medica

Medica Symphony, Solo, Encore, and Direct MNN020 Critical Care Services - Intensive Care Units (ICU)

133 providers at 133 locations

■ All providers

Critical Care Services - Intensive Care Units (ICU)

Employee Group

National Proxy Census (Medica Symphony, Solo, Encore, and Direct MNN020)

Provider Group

Medica Symphony, Solo, Encore, and Direct MNN020 Critical Care Services - Intensive Care Units (ICU) (Medica Regional Service Area)

26,479 enrollee locations

◆ With access (26,069)

● Without access (410)

The Access Standard is defined as (National Proxy Census (Medica Symphony, Solo, Encore, and Direct MNN020)) enrollees accessing in:

Large Metro areas...

1 (Medica Symphony, Solo, Encore, and Direct MNN020 Critical Care Services - Intensive Care Units (ICU) (Medica Regional Service Area)) provider in 10 miles and 20 minutes

Metro areas...

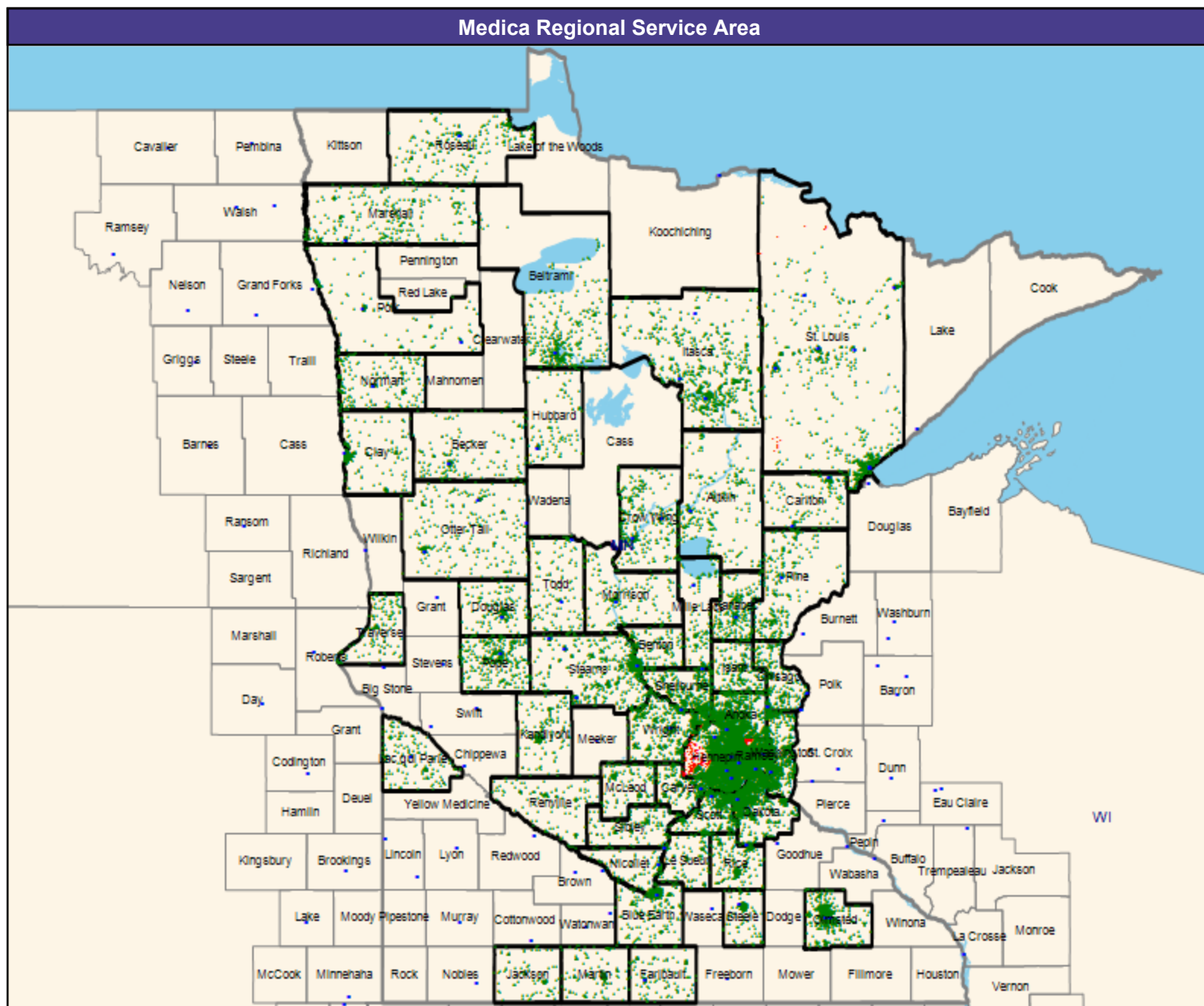
1 (Medica Symphony, Solo, Encore, and Direct MNN020 Critical Care Services - Intensive Care Units (ICU) (Medica Regional Service Area)) provider in 30 miles and 45 minutes

Micro areas...

1 (Medica Symphony, Solo, Encore, and Direct MNN020 Critical Care Services - Intensive Care Units (ICU) (Medica Regional Service Area)) provider in 120 miles and 160 minutes

Rural areas...

1 (Medica Symphony, Solo, Encore, and Direct MNN020 Critical Care Services - Intensive Care Units (ICU) (Medica Regional Service Area)) provider in 120 miles and 145 minutes



Access Detail By County

August 14, 2025

Created by...
MedicaAccess Analysis
Critical Care Services - Intensive Care
Units (ICU)Enrollee / Provider Groups
National Proxy Census (Medica
Symphony, Solo, Encore, and Direct
MNN020)
Medica Symphony, Solo, Encore,
and Direct MNN020 Critical Care
Services - Intensive Care Units
(ICU) (Medica Regional Service
Area)¹ Access Standard Criteria Abbreviations:L: Large Metro
M: Metro
I: Micro
R: Rural
C: CEAC

All Enrollees										
State Name	County	Enrollee	Provider	Counts	With Access		Without Access		Average Distance	Average Time
		#	Standard ¹	#	#	%	#	%	1	1
Minnesota	Aitkin	284	1 in 140 miles and 155 m...	1	284	100.0	0	0.0	16.4	17.8
	Anoka	1,761	1 in 30 miles and 45 mins	1	1,761	100.0	0	0.0	7.9	10.5
	Becker	181	1 in 120 miles and 145 m...	1	181	100.0	0	0.0	10.8	11.8
	Beltrami	448	1 in 120 miles and 145 m...	1	448	100.0	0	0.0	13.5	14.7
	Benton	242	1 in 120 miles and 160 m...	0	242	100.0	0	0.0	9.1	10.7
	Blue Earth	348	1 in 120 miles and 160 m...	1	348	100.0	0	0.0	6.9	7.5
	Carlton	177	1 in 120 miles and 145 m...	2	177	100.0	0	0.0	7.2	7.8
	Carver	400	1 in 30 miles and 45 mins	1	400	100.0	0	0.0	9.1	10.0
	Chisago	270	1 in 30 miles and 45 mins	1	270	100.0	0	0.0	11.7	12.8
	Clay	328	1 in 120 miles and 160 m...	0	328	100.0	0	0.0	9.9	10.8
	Crow Wing	344	1 in 120 miles and 160 m...	2	344	100.0	0	0.0	10.5	11.4
	Dakota	1,846	1 in 30 miles and 45 mins	2	1,846	100.0	0	0.0	7.3	9.4
	Douglas	187	1 in 120 miles and 160 m...	1	187	100.0	0	0.0	7.6	8.2
	Faribault	149	1 in 120 miles and 145 m...	1	149	100.0	0	0.0	12.2	13.3
	Hennepin	5,023	1 in 10 miles and 20 mins	5	4,740	94.4	283	5.6	4.9	7.6
	Hubbard	109	1 in 120 miles and 145 m...	1	109	100.0	0	0.0	12.8	13.9
	Isanti	232	1 in 120 miles and 160 m...	0	232	100.0	0	0.0	16.2	17.7
	Itasca	858	1 in 120 miles and 145 m...	3	858	100.0	0	0.0	11.4	12.4
	Jackson	109	1 in 120 miles and 145 m...	0	109	100.0	0	0.0	15.4	16.7
	Kanabec	351	1 in 120 miles and 145 m...	1	351	100.0	0	0.0	6.4	7.0
	Kandiyohi	233	1 in 120 miles and 160 m...	0	233	100.0	0	0.0	22.7	24.7
	Lac qui Parle	266	1 in 140 miles and 155 m...	1	266	100.0	0	0.0	8.9	9.7
	Le Sueur	138	1 in 120 miles and 160 m...	1	138	100.0	0	0.0	12.5	13.6
	Marshall	376	1 in 140 miles and 155 m...	1	376	100.0	0	0.0	21.2	23.1
	Martin	195	1 in 120 miles and 145 m...	0	195	100.0	0	0.0	18.0	19.6
	McLeod	189	1 in 120 miles and 160 m...	0	189	100.0	0	0.0	24.5	26.7
	Mille Lacs	148	1 in 120 miles and 145 m...	1	148	100.0	0	0.0	9.7	10.6
	Morrison	187	1 in 120 miles and 145 m...	1	187	100.0	0	0.0	10.3	11.2
	Nicollet	162	1 in 120 miles and 160 m...	1	162	100.0	0	0.0	5.7	6.1
	Norman	281	1 in 140 miles and 155 m...	1	281	100.0	0	0.0	12.9	14.1
	Olmsted	716	1 in 30 miles and 45 mins	2	716	100.0	0	0.0	5.6	6.2
	Otter Tail	298	1 in 120 miles and 160 m...	3	298	100.0	0	0.0	11.4	12.4
	Pine	293	1 in 120 miles and 145 m...	1	293	100.0	0	0.0	11.7	12.7
	Polk	151	1 in 120 miles and 145 m...	2	151	100.0	0	0.0	9.9	10.8
	Pope	451	1 in 120 miles and 145 m...	1	451	100.0	0	0.0	8.1	8.8
	Ramsey	2,547	1 in 10 miles and 20 mins	2	2,436	95.6	111	4.4	4.4	7.0
	Renville	156	1 in 120 miles and 145 m...	0	156	100.0	0	0.0	20.5	22.3
	Rice	319	1 in 30 miles and 45 mins	0	319	100.0	0	0.0	10.5	11.4
	Roseau	343	1 in 140 miles and 155 m...	1	343	100.0	0	0.0	15.6	17.0
	Scott	612	1 in 30 miles and 45 mins	1	612	100.0	0	0.0	7.7	8.7

August 14, 2025

Created by...
Medica

Medica Symphony, Solo, Encore, and
Direct MNN020 Diagnostic Radiology

166 providers at 166 locations

- All providers

Diagnostic Radiology

Employee Group

National Proxy Census (Medica
Symphony, Solo, Encore, and Direct
MNN020)

Provider Group

Medica Symphony, Solo, Encore, and
Direct MNN020 Diagnostic Radiology
(Medica Regional Service Area)

26.479 enrollee locations

◆ With access (26.146)

- Without access (333)

The Access Standard is defined as (National Proxy Census (Medica Symphony, Solo, Encore, and Direct MNN020)) enrollees accessing in:

Large Metro areas...

1 (Medica Symphony, Solo, Encore, and Direct MNN020 Diagnostic Radiology (Medica Regional Service Area)) provider in 10 miles and 20 minutes

Metro areas...

1 (Medica Symphony, Solo, Encore, and Direct MNN020 Diagnostic Radiology (Medica Regional Service Area)) provider in 30 miles and 45 minutes

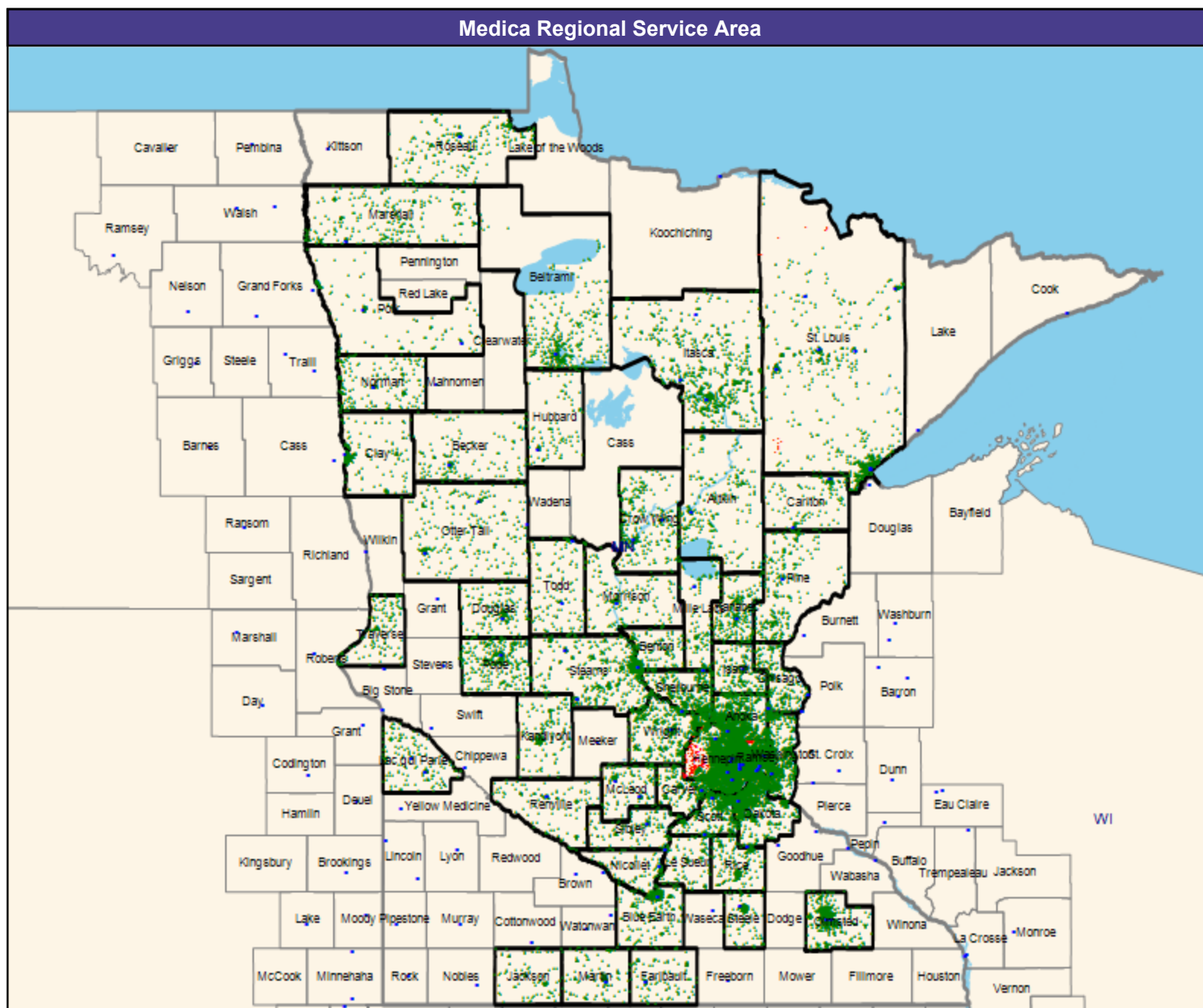
Micro areas...

1 (Medica Symphony, Solo, Encore, and Direct MNN020 Diagnostic Radiology (Medica Regional Service Area)) provider in 60 miles and 80 minutes

Rural areas...

1 (Medica Symphony, Solo, Encore, and Direct MNN020 Diagnostic Radiology (Medica Regional Service Area)) provider in 60 miles and 75 minutes

CEAC areas...



Access Detail By County

August 14, 2025

Created by...
Medica

Access Analysis

Diagnostic Radiology

Enrollee / Provider Groups

National Proxy Census (Medica
Symphony, Solo, Encore, and Direct
MNN020)Medica Symphony, Solo, Encore,
and Direct MNN020 Diagnostic
Radiology (Medica Regional Service
Area)¹ Access Standard Criteria Abbreviations:

L: Large Metro

M: Metro

I: Micro

R: Rural

C: CEAC

All Enrollees										
State Name	County	Enrollee	Provider	Counts	With Access		Without Access		Average Distance	Average Time
		#	Standard ¹	#	#	%	#	%	1	1
Minnesota	Aitkin	284	1 in 100 miles and 110 m...	1	284	100.0	0	0.0	16.4	17.8
	Anoka	1,761	1 in 30 miles and 45 mins	1	1,761	100.0	0	0.0	7.8	10.4
	Becker	181	1 in 60 miles and 75 mins	1	181	100.0	0	0.0	10.6	11.5
	Beltrami	448	1 in 60 miles and 75 mins	1	448	100.0	0	0.0	13.5	14.7
	Benton	242	1 in 60 miles and 80 mins	0	242	100.0	0	0.0	9.1	10.7
	Blue Earth	348	1 in 60 miles and 80 mins	1	348	100.0	0	0.0	6.9	7.5
	Carlton	177	1 in 60 miles and 75 mins	2	177	100.0	0	0.0	7.2	7.8
	Carver	400	1 in 30 miles and 45 mins	1	400	100.0	0	0.0	8.2	9.0
	Chisago	270	1 in 30 miles and 45 mins	1	270	100.0	0	0.0	10.2	11.1
	Clay	328	1 in 60 miles and 80 mins	0	328	100.0	0	0.0	9.9	10.8
	Crow Wing	344	1 in 60 miles and 80 mins	2	344	100.0	0	0.0	10.5	11.4
	Dakota	1,846	1 in 30 miles and 45 mins	2	1,846	100.0	0	0.0	7.3	9.4
	Douglas	187	1 in 60 miles and 80 mins	1	187	100.0	0	0.0	7.6	8.2
	Faribault	149	1 in 60 miles and 75 mins	1	149	100.0	0	0.0	12.2	13.3
	Hennepin	5,023	1 in 10 miles and 20 mins	9	4,778	95.1	245	4.9	4.6	7.1
	Hubbard	109	1 in 60 miles and 75 mins	1	109	100.0	0	0.0	12.8	13.9
	Isanti	232	1 in 60 miles and 80 mins	1	232	100.0	0	0.0	7.3	7.9
	Itasca	858	1 in 60 miles and 75 mins	3	858	100.0	0	0.0	11.4	12.4
	Jackson	109	1 in 60 miles and 75 mins	0	109	100.0	0	0.0	15.4	16.7
	Kanabec	351	1 in 60 miles and 75 mins	1	351	100.0	0	0.0	6.4	7.0
	Kandiyohi	233	1 in 60 miles and 80 mins	0	233	100.0	0	0.0	21.1	23.0
	Lac qui Parle	266	1 in 100 miles and 110 m...	2	266	100.0	0	0.0	5.9	6.4
	Le Sueur	138	1 in 60 miles and 80 mins	1	138	100.0	0	0.0	8.5	9.2
	Marshall	376	1 in 100 miles and 110 m...	1	376	100.0	0	0.0	21.1	23.0
	Martin	195	1 in 60 miles and 75 mins	1	195	100.0	0	0.0	7.7	8.4
	McLeod	189	1 in 60 miles and 80 mins	2	189	100.0	0	0.0	6.0	6.5
	Mille Lacs	148	1 in 60 miles and 75 mins	1	148	100.0	0	0.0	9.7	10.6
	Morrison	187	1 in 60 miles and 75 mins	1	187	100.0	0	0.0	10.3	11.2
	Nicollet	162	1 in 60 miles and 80 mins	1	162	100.0	0	0.0	5.7	6.1
	Norman	281	1 in 100 miles and 110 m...	1	281	100.0	0	0.0	11.3	12.3
	Olmsted	716	1 in 30 miles and 45 mins	2	716	100.0	0	0.0	5.6	6.2
	Otter Tail	298	1 in 60 miles and 80 mins	3	298	100.0	0	0.0	11.4	12.4
	Pine	293	1 in 60 miles and 75 mins	1	293	100.0	0	0.0	11.7	12.7
	Polk	151	1 in 60 miles and 75 mins	2	151	100.0	0	0.0	9.8	10.7
	Pope	451	1 in 60 miles and 75 mins	1	451	100.0	0	0.0	8.4	9.1
	Ramsey	2,547	1 in 10 miles and 20 mins	4	2,475	97.2	72	2.8	3.9	6.2
	Renville	156	1 in 60 miles and 75 mins	1	156	100.0	0	0.0	11.7	12.7
	Rice	319	1 in 30 miles and 45 mins	0	319	100.0	0	0.0	10.2	11.1
	Roseau	343	1 in 100 miles and 110 m...	1	343	100.0	0	0.0	15.6	17.0
	Scott	612	1 in 30 miles and 45 mins	2	612	100.0	0	0.0	6.4	7.3

Access Detail By County

Created by...
Medica

Access Analysis
Diagnostic Radiology
Enrollee / Provider Groups
National Proxy Census (Medica
Symphony, Solo, Encore, and Direct
MNN020)
Medica Symphony, Solo, Encore,
and Direct MNN020 Diagnostic
Radiology (Medica Regional Service
Area)

¹ Access Standard Criteria Abbreviations:
L: Large Metro
M: Metro
I: Micro
R: Rural
C: CEAC

[illegible]

Inpatient or Residential Behavioral Health Facility Services/Medica Symphony, Solo, Encore, and Direct

August 14, 2025

Created by...
MedicaMedica Symphony, Solo, Encore, and
Direct MNN020 Inpatient or Residential
Behavioral Health Facility Services

111 providers at 181 locations

■ All providers

Inpatient or Residential Behavioral Health
Facility Services

Employee Group

National Proxy Census (Medica
Symphony, Solo, Encore, and Direct
MNN020)

Provider Group

Medica Symphony, Solo, Encore, and
Direct MNN020 Inpatient or Residential
Behavioral Health Facility Services
(Medica Regional Service Area)

26,479 enrollee locations

◆ With access (26,387)

● Without access (92)

The Access Standard is defined as
(National Proxy Census (Medica
Symphony, Solo, Encore, and Direct
MNN020)) enrollees accessing in:

Large Metro areas...

1 (Medica Symphony, Solo, Encore,
and Direct MNN020 Inpatient or
Residential Behavioral Health Facility
Services (Medica Regional Service
Area)) provider in 15 miles and 30
minutes

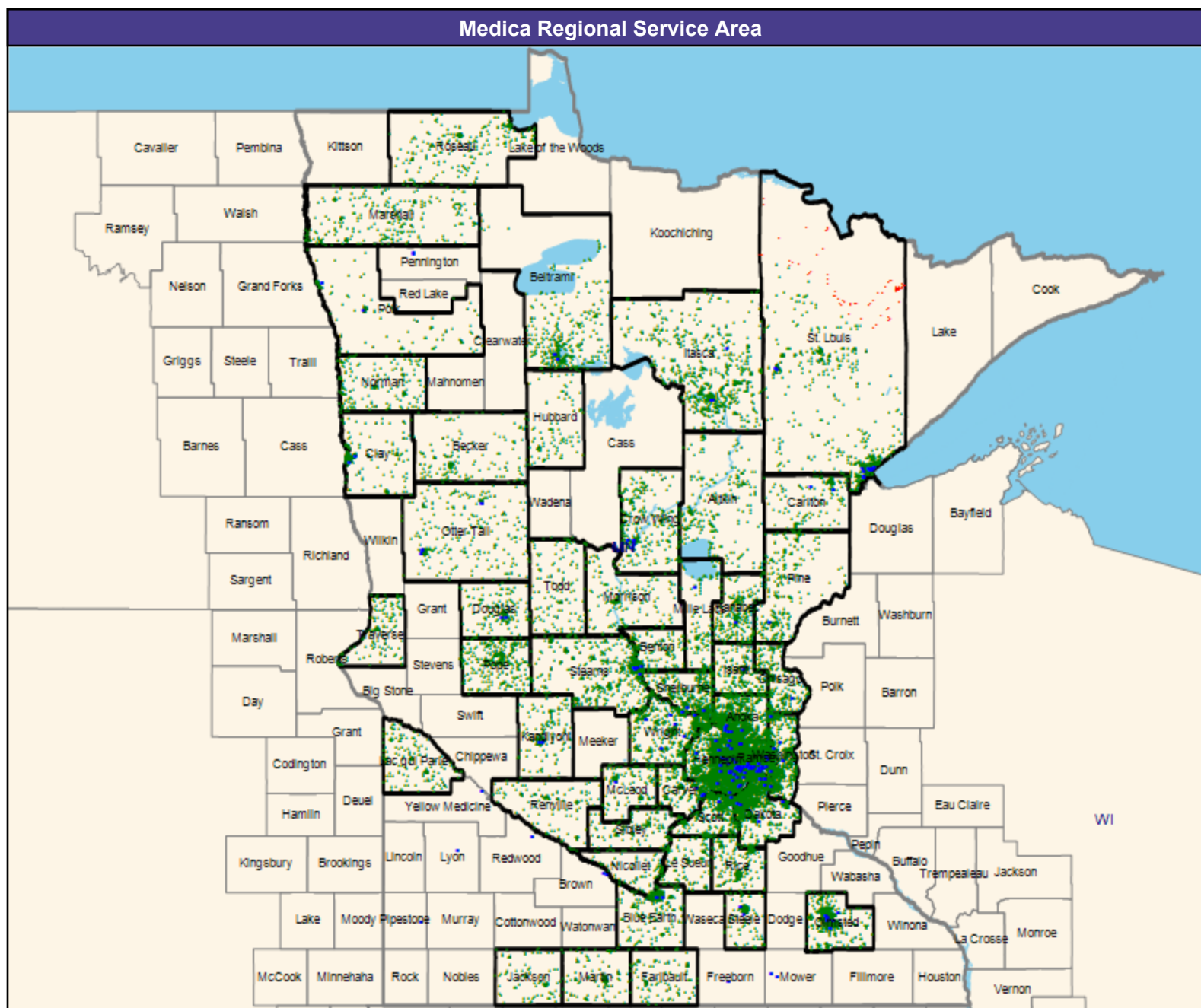
Metro areas...

1 (Medica Symphony, Solo, Encore,
and Direct MNN020 Inpatient or
Residential Behavioral Health Facility
Services (Medica Regional Service
Area)) provider in 45 miles and 70
minutes

Micro areas...

1 (Medica Symphony, Solo, Encore,
and Direct MNN020 Inpatient or
Residential Behavioral Health Facility
Services (Medica Regional Service
Area)) provider in 75 miles and 100
minutes

Rural areas...



Access Detail By County

August 14, 2025

Created by...
Medica

Access Analysis

Inpatient or Residential Behavioral
Health Facility Services

Enrollee / Provider Groups

National Proxy Census (Medica
Symphony, Solo, Encore, and Direct
MNN020)Medica Symphony, Solo, Encore,
and Direct MNN020 Inpatient or
Residential Behavioral Health
Facility Services (Medica Regional
Service Area)

¹ Access Standard Criteria Abbreviations:

L: Large Metro

M: Metro

I: Micro

R: Rural

C: CEAC

All Enrollees										
State Name	County	Enrollee	Provider	Counts	With Access		Without Access		Average Distance	Average Time
		#	Standard¹	#	#	%	#	%	1	1
Minnesota	Aitkin	284	1 in 140 miles and 155 m...	0	284	100.0	0	0.0	29.2	31.8
	Anoka	1,761	1 in 45 miles and 70 mins	11	1,761	100.0	0	0.0	4.6	6.1
	Becker	181	1 in 75 miles and 90 mins	0	181	100.0	0	0.0	28.5	31.4
	Beltrami	448	1 in 75 miles and 90 mins	3	448	100.0	0	0.0	12.9	14.0
	Benton	242	1 in 75 miles and 100 mins	1	242	100.0	0	0.0	8.6	9.5
	Blue Earth	348	1 in 75 miles and 100 mins	3	348	100.0	0	0.0	7.0	7.6
	Carlton	177	1 in 75 miles and 90 mins	2	177	100.0	0	0.0	9.3	10.1
	Carver	400	1 in 45 miles and 70 mins	3	400	100.0	0	0.0	7.3	8.0
	Chisago	270	1 in 45 miles and 70 mins	1	270	100.0	0	0.0	9.3	10.1
	Clay	328	1 in 75 miles and 100 mins	2	328	100.0	0	0.0	8.6	9.8
	Crow Wing	344	1 in 75 miles and 100 mins	5	344	100.0	0	0.0	13.0	14.1
	Dakota	1,846	1 in 45 miles and 70 mins	8	1,846	100.0	0	0.0	4.2	5.3
	Douglas	187	1 in 75 miles and 100 mins	2	187	100.0	0	0.0	7.3	7.9
	Faribault	149	1 in 75 miles and 90 mins	0	149	100.0	0	0.0	30.2	32.9
	Hennepin	5,023	1 in 15 miles and 30 mins	42	5,023	100.0	0	0.0	2.4	3.5
	Hubbard	109	1 in 75 miles and 90 mins	0	109	100.0	0	0.0	31.1	33.9
	Isanti	232	1 in 75 miles and 100 mins	1	232	100.0	0	0.0	7.8	8.4
	Itasca	858	1 in 75 miles and 90 mins	5	858	100.0	0	0.0	13.1	14.2
	Jackson	109	1 in 75 miles and 90 mins	0	109	100.0	0	0.0	56.7	61.8
	Kanabec	351	1 in 75 miles and 90 mins	1	351	100.0	0	0.0	6.9	7.5
	Kandiyohi	233	1 in 75 miles and 100 mins	2	233	100.0	0	0.0	8.1	8.8
	Lac qui Parle	266	1 in 140 miles and 155 m...	0	266	100.0	0	0.0	36.4	39.7
	Le Sueur	138	1 in 75 miles and 100 mins	0	138	100.0	0	0.0	20.5	22.3
	Marshall	376	1 in 140 miles and 155 m...	0	376	100.0	0	0.0	25.9	28.2
	Martin	195	1 in 75 miles and 90 mins	0	195	100.0	0	0.0	45.7	49.8
	McLeod	189	1 in 75 miles and 100 mins	1	189	100.0	0	0.0	10.2	11.1
	Mille Lacs	148	1 in 75 miles and 90 mins	1	148	100.0	0	0.0	16.1	17.5
	Morrison	187	1 in 75 miles and 90 mins	0	187	100.0	0	0.0	24.3	26.7
	Nicollet	162	1 in 75 miles and 100 mins	0	162	100.0	0	0.0	9.1	9.8
	Norman	281	1 in 140 miles and 155 m...	0	281	100.0	0	0.0	33.2	37.4
	Olmsted	716	1 in 45 miles and 70 mins	7	716	100.0	0	0.0	4.4	5.0
	Otter Tail	298	1 in 75 miles and 100 mins	5	298	100.0	0	0.0	13.1	14.2
	Pine	293	1 in 75 miles and 90 mins	1	293	100.0	0	0.0	17.3	18.8
	Polk	151	1 in 75 miles and 90 mins	2	151	100.0	0	0.0	17.6	19.2
	Pope	451	1 in 75 miles and 90 mins	0	451	100.0	0	0.0	21.7	23.6
	Ramsey	2,547	1 in 15 miles and 30 mins	21	2,547	100.0	0	0.0	2.2	3.5
	Renville	156	1 in 75 miles and 90 mins	0	156	100.0	0	0.0	18.1	19.7
	Rice	319	1 in 45 miles and 70 mins	0	319	100.0	0	0.0	16.0	17.5
	Roseau	343	1 in 140 miles and 155 m...	0	343	100.0	0	0.0	58.2	63.4
	Scott	612	1 in 45 miles and 70 mins	2	612	100.0	0	0.0	6.8	7.6

Access Detail By County

August 14, 2025

Created by...
Medica

Access Analysis

Inpatient or Residential Behavioral
Health Facility Services

Enrollee / Provider Groups

National Proxy Census (Medica
Symphony, Solo, Encore, and Direct
MNN020)

Medica Symphony, Solo, Encore,
and Direct MNN020 Inpatient or
Residential Behavioral Health
Facility Services (Medica Regional
Service Area)

¹ Access Standard Criteria Abbreviations:

L: Large Metro
M: Metro
I: Micro
R: Rural
C: CEAC

[illegible]

August 14, 2025

Created by...
Medica

Medica Symphony, Solo, Encore, and Direct MNN020 Mammography

139 providers at 139 locations

- All providers

Mammography

Employee Group

National Proxy Census (Medica
Symphony, Solo, Encore, and Direct
MNN020)

Provider Group

Medica Symphony, Solo, Encore, and
Direct MNN020 Mammography
(Medica Regional Service Area)

26,479 enrollee locations

- ◆ With access (26,023)
- Without access (456)

The Access Standard is defined as (National Proxy Census (Medica Symphony, Solo, Encore, and Direct MNN020)) enrollees accessing in:

Large Metro areas...

- 1 (Medica Symphony, Solo, Encore, and Direct MNN020 Mammography (Medica Regional Service Area))
provider in 10 miles and 20 minutes

Metro areas...

- 1 (Medica Symphony, Solo, Encore, and Direct MNN020 Mammography (Medica Regional Service Area))
provider in 30 miles and 45 minutes

Micro areas...

- 1 (Medica Symphony, Solo, Encore, and Direct MNN020 Mammography (Medica Regional Service Area))
provider in 60 miles and 80 minutes

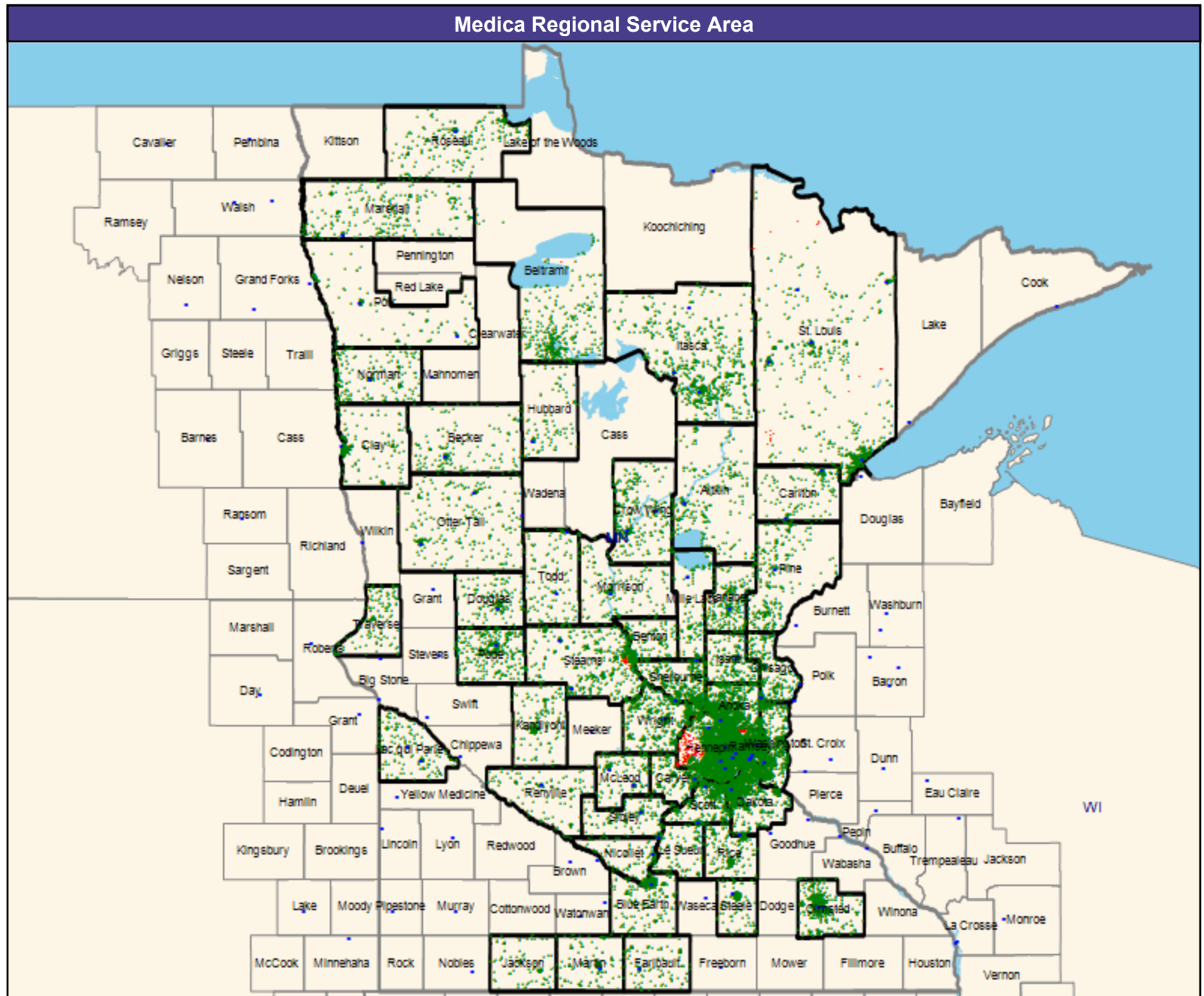
Rural areas...

- 1 (Medica Symphony, Solo, Encore, and Direct MNN020 Mammography (Medica Regional Service Area))
provider in 60 miles and 75 minutes

CEAC areas...

- 1 (Medica Symphony, Solo, Encore, and Direct MNN020 Mammography (Medica Regional Service Area)) provider in 100 miles and 110 minutes

Service Areas



Access Detail By County

August 14, 2025

Created by...
MedicaAccess Analysis
MammographyEnrollee / Provider Groups
National Proxy Census (Medica
Symphony, Solo, Encore, and Direct
MNN020)
Medica Symphony, Solo, Encore,
and Direct MNN020 Mammography
(Medica Regional Service Area)¹ Access Standard Criteria Abbreviations:L: Large Metro
M: Metro
I: Micro
R: Rural
C: CEAC

All Enrollees										
State Name	County	Enrollee	Provider	Counts	With Access		Without Access		Average Distance	Average Time
		#	Standard ¹	#	#	%	#	%	1	1
Minnesota	Aitkin	284	1 in 100 miles and 110 m...	1	284	100.0	0	0.0	16.4	17.8
	Anoka	1,761	1 in 30 miles and 45 mins	1	1,761	100.0	0	0.0	7.8	10.4
	Becker	181	1 in 60 miles and 75 mins	1	181	100.0	0	0.0	10.6	11.5
	Beltrami	448	1 in 60 miles and 75 mins	0	446	99.6	2	0.4	42.0	45.8
	Benton	242	1 in 60 miles and 80 mins	0	242	100.0	0	0.0	25.3	27.5
	Blue Earth	348	1 in 60 miles and 80 mins	1	348	100.0	0	0.0	6.9	7.5
	Carlton	177	1 in 60 miles and 75 mins	2	177	100.0	0	0.0	7.2	7.8
	Carver	400	1 in 30 miles and 45 mins	1	400	100.0	0	0.0	8.2	9.0
	Chisago	270	1 in 30 miles and 45 mins	1	270	100.0	0	0.0	10.2	11.1
	Clay	328	1 in 60 miles and 80 mins	0	328	100.0	0	0.0	9.9	10.8
	Crow Wing	344	1 in 60 miles and 80 mins	2	344	100.0	0	0.0	10.5	11.4
	Dakota	1,846	1 in 30 miles and 45 mins	2	1,846	100.0	0	0.0	7.3	9.4
	Douglas	187	1 in 60 miles and 80 mins	1	187	100.0	0	0.0	7.6	8.2
	Faribault	149	1 in 60 miles and 75 mins	1	149	100.0	0	0.0	12.2	13.3
	Hennepin	5,023	1 in 10 miles and 20 mins	6	4,740	94.4	283	5.6	4.8	7.3
	Hubbard	109	1 in 60 miles and 75 mins	1	109	100.0	0	0.0	17.1	18.6
	Isanti	232	1 in 60 miles and 80 mins	1	232	100.0	0	0.0	7.3	7.9
	Itasca	858	1 in 60 miles and 75 mins	3	858	100.0	0	0.0	11.4	12.4
	Jackson	109	1 in 60 miles and 75 mins	0	109	100.0	0	0.0	18.8	20.5
	Kanabec	351	1 in 60 miles and 75 mins	1	351	100.0	0	0.0	6.4	7.0
	Kandiyohi	233	1 in 60 miles and 80 mins	0	233	100.0	0	0.0	21.1	23.0
	Lac qui Parle	266	1 in 100 miles and 110 m...	2	266	100.0	0	0.0	5.9	6.4
	Le Sueur	138	1 in 60 miles and 80 mins	1	138	100.0	0	0.0	8.5	9.2
	Marshall	376	1 in 100 miles and 110 m...	1	376	100.0	0	0.0	21.2	23.1
	Martin	195	1 in 60 miles and 75 mins	1	195	100.0	0	0.0	7.7	8.4
	McLeod	189	1 in 60 miles and 80 mins	2	189	100.0	0	0.0	6.0	6.5
	Mille Lacs	148	1 in 60 miles and 75 mins	1	148	100.0	0	0.0	9.7	10.6
	Morrison	187	1 in 60 miles and 75 mins	1	187	100.0	0	0.0	10.3	11.2
	Nicollet	162	1 in 60 miles and 80 mins	1	162	100.0	0	0.0	5.7	6.1
	Norman	281	1 in 100 miles and 110 m...	1	281	100.0	0	0.0	12.1	13.2
	Olmsted	716	1 in 30 miles and 45 mins	2	716	100.0	0	0.0	5.6	6.2
	Otter Tail	298	1 in 60 miles and 80 mins	3	298	100.0	0	0.0	11.4	12.4
	Pine	293	1 in 60 miles and 75 mins	1	293	100.0	0	0.0	11.7	12.7
	Polk	151	1 in 60 miles and 75 mins	2	151	100.0	0	0.0	9.9	10.8
	Pope	451	1 in 60 miles and 75 mins	1	451	100.0	0	0.0	8.4	9.1
	Ramsey	2,547	1 in 10 miles and 20 mins	4	2,475	97.2	72	2.8	3.9	6.2
	Renville	156	1 in 60 miles and 75 mins	1	156	100.0	0	0.0	11.7	12.7
	Rice	319	1 in 30 miles and 45 mins	0	319	100.0	0	0.0	10.2	11.1
	Roseau	343	1 in 100 miles and 110 m...	1	343	100.0	0	0.0	15.6	17.0
	Scott	612	1 in 30 miles and 45 mins	2	612	100.0	0	0.0	6.4	7.3

Access Detail By County

Created by...
Medica

Access Analysis
Mammography
Enrollee / Provider Groups
National Proxy Census (Medica
Symphony, Solo, Encore, and Direct
MNN020)
Medica Symphony, Solo, Encore,
and Direct MNN020 Mammography
(Medica Regional Service Area)

¹ Access Standard Criteria Abbreviations:
L: Large Metro
M: Metro
I: Micro
R: Rural
C: CEAC

[illegible]

Outpatient Infusion/Chemotherapy/Medica Symphony, Solo, Encore, and Direct/MNN020

August 14, 2025

Created by...

Medica

Medica Symphony, Solo, Encore, and Direct MNN020 Outpatient Infusion/Chemotherapy

99 providers at 99 locations

■ All providers

Outpatient Infusion/Chemotherapy

Employee Group

National Proxy Census (Medica Symphony, Solo, Encore, and Direct MNN020)

Provider Group

Medica Symphony, Solo, Encore, and Direct MNN020 Outpatient Infusion/Chemotherapy (Medica Regional Service Area)

26,479 enrollee locations

◆ With access (25,768)

● Without access (711)

The Access Standard is defined as (National Proxy Census (Medica Symphony, Solo, Encore, and Direct MNN020)) enrollees accessing in:

Large Metro areas...

1 (Medica Symphony, Solo, Encore, and Direct MNN020 Outpatient Infusion/Chemotherapy (Medica Regional Service Area)) provider in 10 miles and 20 minutes

Metro areas...

1 (Medica Symphony, Solo, Encore, and Direct MNN020 Outpatient Infusion/Chemotherapy (Medica Regional Service Area)) provider in 30 miles and 45 minutes

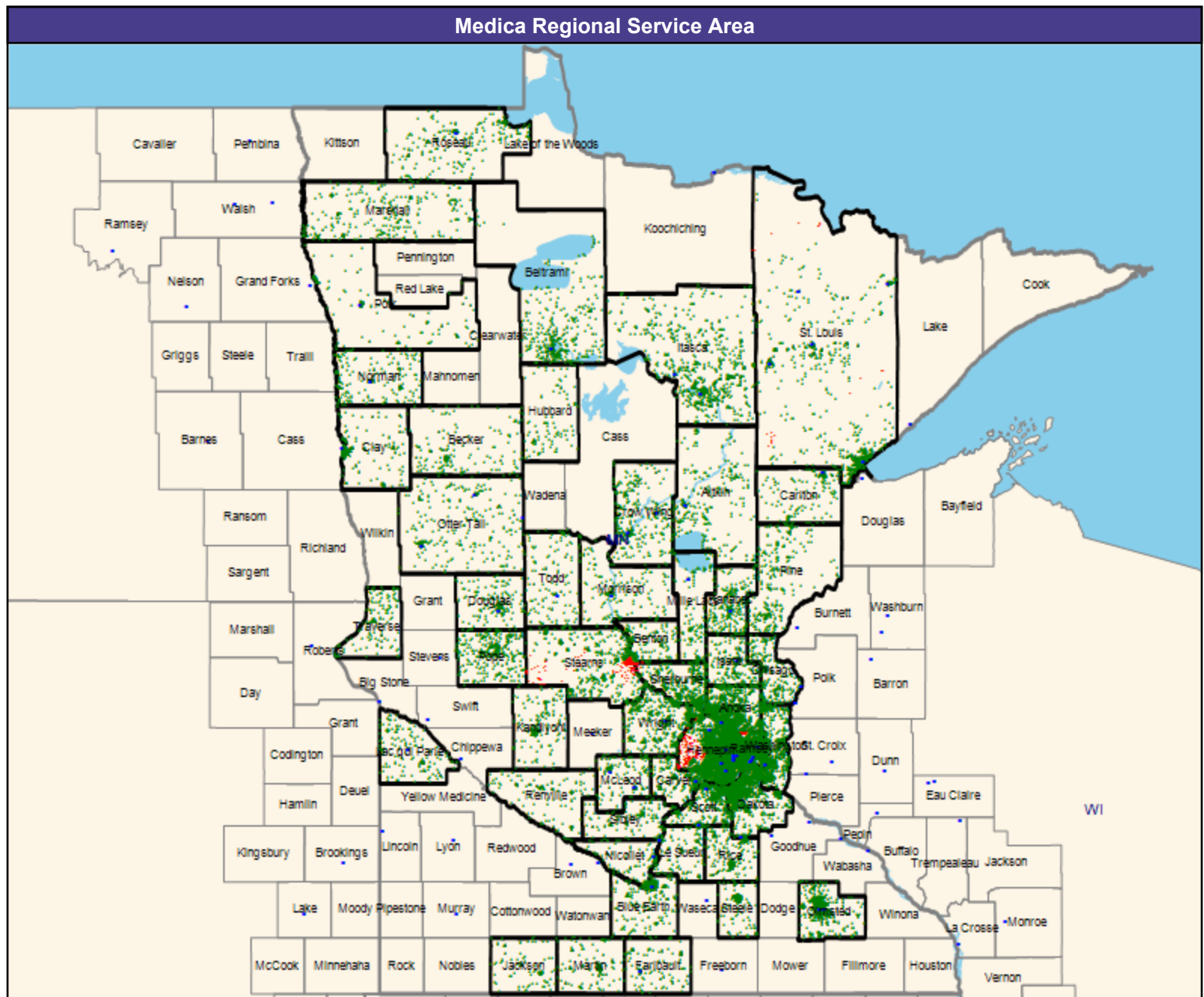
Micro areas...

1 (Medica Symphony, Solo, Encore, and Direct MNN020 Outpatient Infusion/Chemotherapy (Medica Regional Service Area)) provider in 60 miles and 80 minutes

Rural areas...

1 (Medica Symphony, Solo, Encore, and Direct MNN020 Outpatient Infusion/Chemotherapy (Medica Regional Service Area)) provider in 60 miles and 75 minutes

CEAC areas...



Access Detail By County

August 14, 2025

Created by...
MedicaAccess Analysis
Outpatient Infusion/ChemotherapyEnrollee / Provider Groups
National Proxy Census (Medica
Symphony, Solo, Encore, and Direct
MNN020)
Medica Symphony, Solo, Encore,
and Direct MNN020 Outpatient
Infusion/Chemotherapy (Medica
Regional Service Area)¹ Access Standard Criteria Abbreviations:L: Large Metro
M: Metro
I: Micro
R: Rural
C: CEAC

All Enrollees										
State Name	County	Enrollee	Provider	Counts	With Access		Without Access		Average Distance	Average Time
		#	Standard ¹	#	#	%	#	%	1	1
Minnesota	Aitkin	284	1 in 100 miles and 110 m...	1	284	100.0	0	0.0	17.0	18.5
	Anoka	1,761	1 in 30 miles and 45 mins	1	1,761	100.0	0	0.0	8.3	11.1
	Becker	181	1 in 60 miles and 75 mins	0	181	100.0	0	0.0	27.5	30.0
	Beltrami	448	1 in 60 miles and 75 mins	1	448	100.0	0	0.0	13.5	14.7
	Benton	242	1 in 60 miles and 80 mins	0	242	100.0	0	0.0	29.8	32.4
	Blue Earth	348	1 in 60 miles and 80 mins	1	348	100.0	0	0.0	7.6	8.2
	Carlton	177	1 in 60 miles and 75 mins	1	177	100.0	0	0.0	12.3	13.3
	Carver	400	1 in 30 miles and 45 mins	1	400	100.0	0	0.0	8.2	9.0
	Chisago	270	1 in 30 miles and 45 mins	0	270	100.0	0	0.0	12.9	14.0
	Clay	328	1 in 60 miles and 80 mins	0	328	100.0	0	0.0	10.3	11.2
	Crow Wing	344	1 in 60 miles and 80 mins	2	344	100.0	0	0.0	10.5	11.4
	Dakota	1,846	1 in 30 miles and 45 mins	1	1,846	100.0	0	0.0	11.7	15.3
	Douglas	187	1 in 60 miles and 80 mins	1	187	100.0	0	0.0	8.1	8.8
	Faribault	149	1 in 60 miles and 75 mins	1	149	100.0	0	0.0	12.2	13.3
	Hennepin	5,023	1 in 10 miles and 20 mins	8	4,740	94.4	283	5.6	4.7	7.3
	Hubbard	109	1 in 60 miles and 75 mins	0	109	100.0	0	0.0	30.2	32.9
	Isanti	232	1 in 60 miles and 80 mins	1	232	100.0	0	0.0	8.0	8.7
	Itasca	858	1 in 60 miles and 75 mins	2	858	100.0	0	0.0	13.3	14.5
	Jackson	109	1 in 60 miles and 75 mins	0	109	100.0	0	0.0	42.7	46.5
	Kanabec	351	1 in 60 miles and 75 mins	1	351	100.0	0	0.0	6.8	7.4
	Kandiyohi	233	1 in 60 miles and 80 mins	0	233	100.0	0	0.0	26.4	28.8
	Lac qui Parle	266	1 in 100 miles and 110 m...	1	266	100.0	0	0.0	8.9	9.7
	Le Sueur	138	1 in 60 miles and 80 mins	1	138	100.0	0	0.0	8.5	9.2
	Marshall	376	1 in 100 miles and 110 m...	0	376	100.0	0	0.0	34.7	37.8
	Martin	195	1 in 60 miles and 75 mins	0	195	100.0	0	0.0	23.8	25.9
	McLeod	189	1 in 60 miles and 80 mins	2	189	100.0	0	0.0	6.1	6.6
	Mille Lacs	148	1 in 60 miles and 75 mins	1	148	100.0	0	0.0	16.4	17.8
	Morrison	187	1 in 60 miles and 75 mins	1	187	100.0	0	0.0	11.4	12.4
	Nicollet	162	1 in 60 miles and 80 mins	1	162	100.0	0	0.0	5.7	6.1
	Norman	281	1 in 100 miles and 110 m...	1	281	100.0	0	0.0	13.0	14.2
	Olmsted	716	1 in 30 miles and 45 mins	2	716	100.0	0	0.0	5.6	6.2
	Otter Tail	298	1 in 60 miles and 80 mins	3	298	100.0	0	0.0	11.8	12.8
	Pine	293	1 in 60 miles and 75 mins	0	293	100.0	0	0.0	24.1	26.3
	Polk	151	1 in 60 miles and 75 mins	1	151	100.0	0	0.0	18.2	19.8
	Pope	451	1 in 60 miles and 75 mins	0	451	100.0	0	0.0	18.6	20.2
	Ramsey	2,547	1 in 10 miles and 20 mins	4	2,475	97.2	72	2.8	3.9	6.2
	Renville	156	1 in 60 miles and 75 mins	0	156	100.0	0	0.0	26.8	29.2
	Rice	319	1 in 30 miles and 45 mins	0	319	100.0	0	0.0	11.2	12.2
	Roseau	343	1 in 100 miles and 110 m...	1	343	100.0	0	0.0	15.6	17.0
	Scott	612	1 in 30 miles and 45 mins	2	612	100.0	0	0.0	7.4	8.2

Access Detail By County

Created by...
Medica

Enrollee / Provider Groups

National Proxy Census (Medica
Symphony, Solo, Encore, and Direct
MNN020)

Medica Symphony, Solo, Encore,
and Direct MNN020 Outpatient
Infusion/Chemotherapy (Medica
Regional Service Area)

¹ Access Standard Criteria Abbreviations:
L: Large Metro
M: Metro
I: Micro
R: Rural
C: CEAC

[illegible]

August 14, 2025

Created by...
Medica

Medica Symphony, Solo, Encore, and
Direct MNN020 Skilled Nursing Facilities

429 providers at 428 locations

- All providers

Skilled Nursing Facilities

Employee Group

National Proxy Census (Medica
Symphony, Solo, Encore, and Direct
MNN020)

Provider Group

Medica Symphony, Solo, Encore, and Direct MNN020 Skilled Nursing Facilities (Medica Regional Service Area)

26,479 enrollee locations

◆ With access (26,446)

- Without access (33)

The Access Standard is defined as (National Proxy Census (Medica Symphony, Solo, Encore, and Direct MNN020)) enrollees accessing in:

Large Metro areas...

1 (Medica Symphony, Solo, Encore, and Direct MNN020 Skilled Nursing Facilities (Medica Regional Service Area)) provider in 10 miles and 20 minutes

Metro areas...

1 (Medica Symphony, Solo, Encore, and Direct MNN020 Skilled Nursing Facilities (Medica Regional Service Area)) provider in 30 miles and 45 minutes

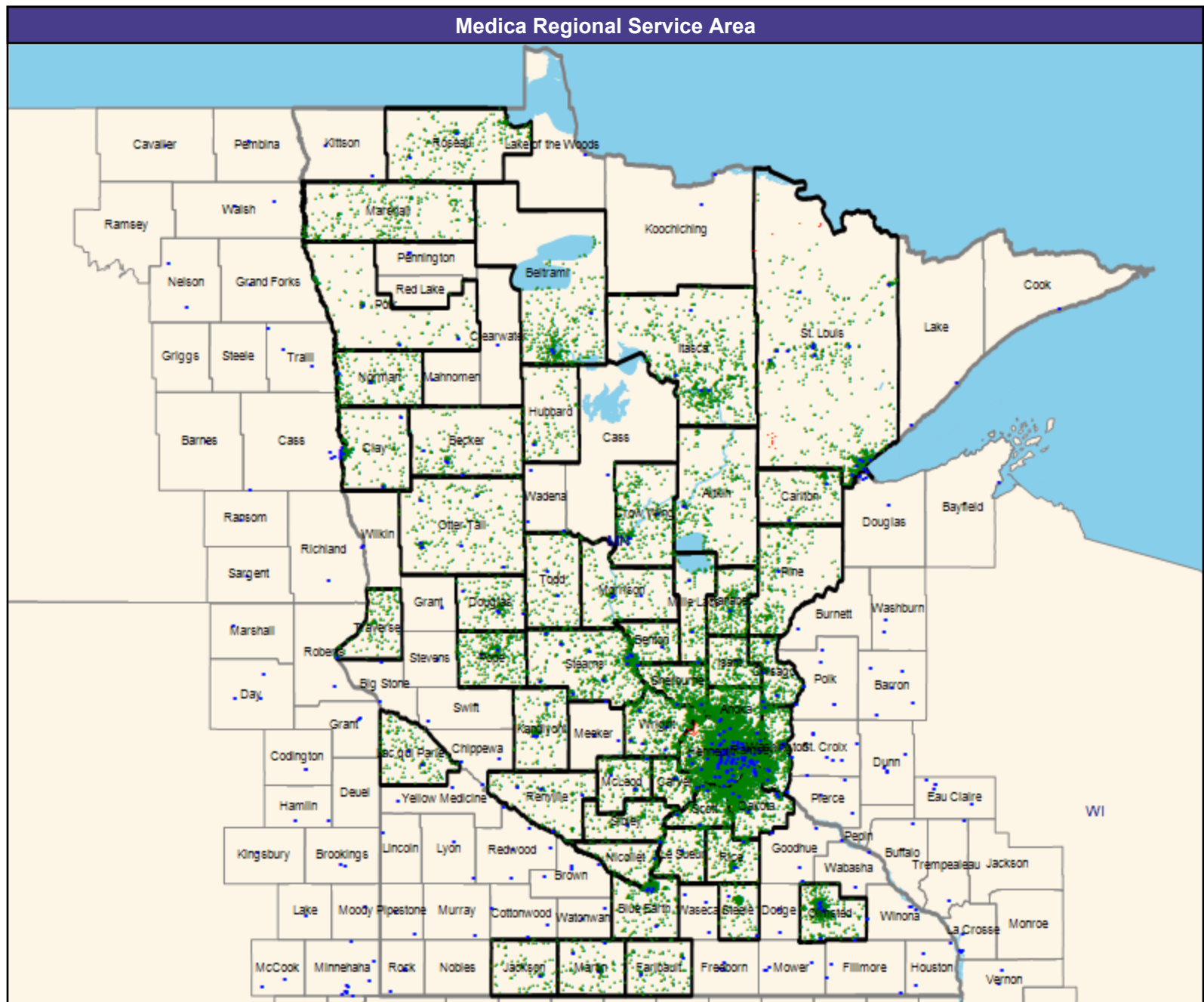
Micro areas...

1 (Medica Symphony, Solo, Encore, and Direct MNN020 Skilled Nursing Facilities (Medica Regional Service Area)) provider in 60 miles and 80 minutes

Rural areas...

1 (Medica Symphony, Solo, Encore, and Direct MNN020 Skilled Nursing Facilities (Medica Regional Service Area)) provider in 60 miles and 75 minutes

CEAC areas...



Access Detail By County

August 14, 2025

Created by...
Medica

Access Analysis
Skilled Nursing Facilities

Enrollee / Provider Groups
National Proxy Census (Medica
Symphony, Solo, Encore, and Direct
MNN020)
Medica Symphony, Solo, Encore,
and Direct MNN020 Skilled Nursing
Facilities (Medica Regional Service
Area)

¹ Access Standard Criteria Abbreviations:

L: Large Metro
M: Metro
I: Micro
R: Rural
C: CEAC

All Enrollees										
State Name	County	Enrollee	Provider	Counts	With Access		Without Access		Average Distance	Average Time
		#	Standard ¹	#	#	%	#	%	1	1
Minnesota	Aitkin	284	1 in 85 miles and 95 mins	2	284	100.0	0	0.0	16.5	17.9
	Anoka	1,761	1 in 30 miles and 45 mins	5	1,761	100.0	0	0.0	5.2	6.3
	Becker	181	1 in 60 miles and 75 mins	4	181	100.0	0	0.0	7.9	8.6
	Beltrami	448	1 in 60 miles and 75 mins	3	448	100.0	0	0.0	9.5	10.3
	Benton	242	1 in 60 miles and 80 mins	3	242	100.0	0	0.0	4.6	4.9
	Blue Earth	348	1 in 60 miles and 80 mins	5	348	100.0	0	0.0	4.7	5.1
	Carlton	177	1 in 60 miles and 75 mins	2	177	100.0	0	0.0	7.5	8.2
	Carver	400	1 in 30 miles and 45 mins	3	400	100.0	0	0.0	4.7	5.2
	Chisago	270	1 in 30 miles and 45 mins	4	270	100.0	0	0.0	4.3	4.6
	Clay	328	1 in 60 miles and 80 mins	3	328	100.0	0	0.0	4.6	5.1
	Crow Wing	344	1 in 60 miles and 80 mins	3	344	100.0	0	0.0	9.0	9.8
	Dakota	1,846	1 in 30 miles and 45 mins	9	1,846	100.0	0	0.0	3.4	4.3
	Douglas	187	1 in 60 miles and 80 mins	4	187	100.0	0	0.0	5.1	5.5
	Faribault	149	1 in 60 miles and 75 mins	2	149	100.0	0	0.0	7.2	7.8
	Hennepin	5,023	1 in 10 miles and 20 mins	48	5,007	99.7	16	0.3	1.9	2.9
	Hubbard	109	1 in 60 miles and 75 mins	1	109	100.0	0	0.0	12.4	13.5
	Isanti	232	1 in 60 miles and 80 mins	1	232	100.0	0	0.0	6.9	7.4
	Itasca	858	1 in 60 miles and 75 mins	4	858	100.0	0	0.0	10.2	11.1
	Jackson	109	1 in 60 miles and 75 mins	1	109	100.0	0	0.0	9.0	9.8
	Kanabec	351	1 in 60 miles and 75 mins	1	351	100.0	0	0.0	6.4	6.9
	Kandiyohi	233	1 in 60 miles and 80 mins	3	233	100.0	0	0.0	5.0	5.5
	Lac qui Parle	266	1 in 85 miles and 95 mins	2	266	100.0	0	0.0	5.7	6.2
	Le Sueur	138	1 in 60 miles and 80 mins	2	138	100.0	0	0.0	6.1	6.6
	Marshall	376	1 in 85 miles and 95 mins	0	376	100.0	0	0.0	22.9	25.0
	Martin	195	1 in 60 miles and 75 mins	3	195	100.0	0	0.0	5.0	5.4
	McLeod	189	1 in 60 miles and 80 mins	3	189	100.0	0	0.0	4.4	4.8
	Mille Lacs	148	1 in 60 miles and 75 mins	3	148	100.0	0	0.0	5.6	6.0
	Morrison	187	1 in 60 miles and 75 mins	3	187	100.0	0	0.0	8.4	9.2
	Nicollet	162	1 in 60 miles and 80 mins	1	162	100.0	0	0.0	5.0	5.4
	Norman	281	1 in 85 miles and 95 mins	2	281	100.0	0	0.0	7.5	8.1
	Olmsted	716	1 in 30 miles and 45 mins	7	716	100.0	0	0.0	3.3	3.8
	Otter Tail	298	1 in 60 miles and 80 mins	7	298	100.0	0	0.0	6.9	7.5
	Pine	293	1 in 60 miles and 75 mins	1	293	100.0	0	0.0	10.6	11.5
	Polk	151	1 in 60 miles and 75 mins	3	151	100.0	0	0.0	12.9	14.0
	Pope	451	1 in 60 miles and 75 mins	2	451	100.0	0	0.0	6.2	6.8
	Ramsey	2,547	1 in 10 miles and 20 mins	26	2,547	100.0	0	0.0	1.6	2.6
	Renville	156	1 in 60 miles and 75 mins	4	156	100.0	0	0.0	5.2	5.7
	Rice	319	1 in 30 miles and 45 mins	3	319	100.0	0	0.0	5.1	5.5
	Roseau	343	1 in 85 miles and 95 mins	2	343	100.0	0	0.0	12.0	13.0
	Scott	612	1 in 30 miles and 45 mins	4	612	100.0	0	0.0	5.0	5.7

Access Detail By County

August 14, 2025

Created by...
Medica

Access Analysis
 Skilled Nursing Facilities
 Enrollee / Provider Groups
 National Proxy Census (Medica
 Symphony, Solo, Encore, and Direct
 MNN020)
 Medica Symphony, Solo, Encore,
 and Direct MNN020 Skilled Nursing
 Facilities (Medica Regional Service
 Area)

¹ Access Standard Criteria Abbreviations:
L: Large Metro
M: Metro
I: Micro
R: Rural
C: CEAC

[illegible]

Substance Use Disorder (Outpatient)/Medica Symphony, Solo, Encore, and Direct/MNN020

August 14, 2025

Created by...
Medica

Medica Symphony, Solo, Encore, and
Direct MNN020 Substance Use Disorder
(Outpatient)

78 providers at 176 locations

■ All providers

Substance Use Disorder (Outpatient)

Employee Group

National Proxy Census (Medica
Symphony, Solo, Encore, and Direct
MNN020)

Provider Group

Medica Symphony, Solo, Encore, and
Direct MNN020 Substance Use
Disorder (Outpatient) (Medica Regional
Service Area)

26,479 enrollee locations

◆ With access (26,479)

● Without access (0)

The Access Standard is defined as
(National Proxy Census (Medica
Symphony, Solo, Encore, and Direct
MNN020)) enrollees accessing in:

Large Metro areas...

1 (Medica Symphony, Solo, Encore,
and Direct MNN020 Substance Use
Disorder (Outpatient) (Medica
Regional Service Area)) provider in
15 miles or 30 minutes

Metro areas...

1 (Medica Symphony, Solo, Encore,
and Direct MNN020 Substance Use
Disorder (Outpatient) (Medica
Regional Service Area)) provider in
45 miles or 70 minutes

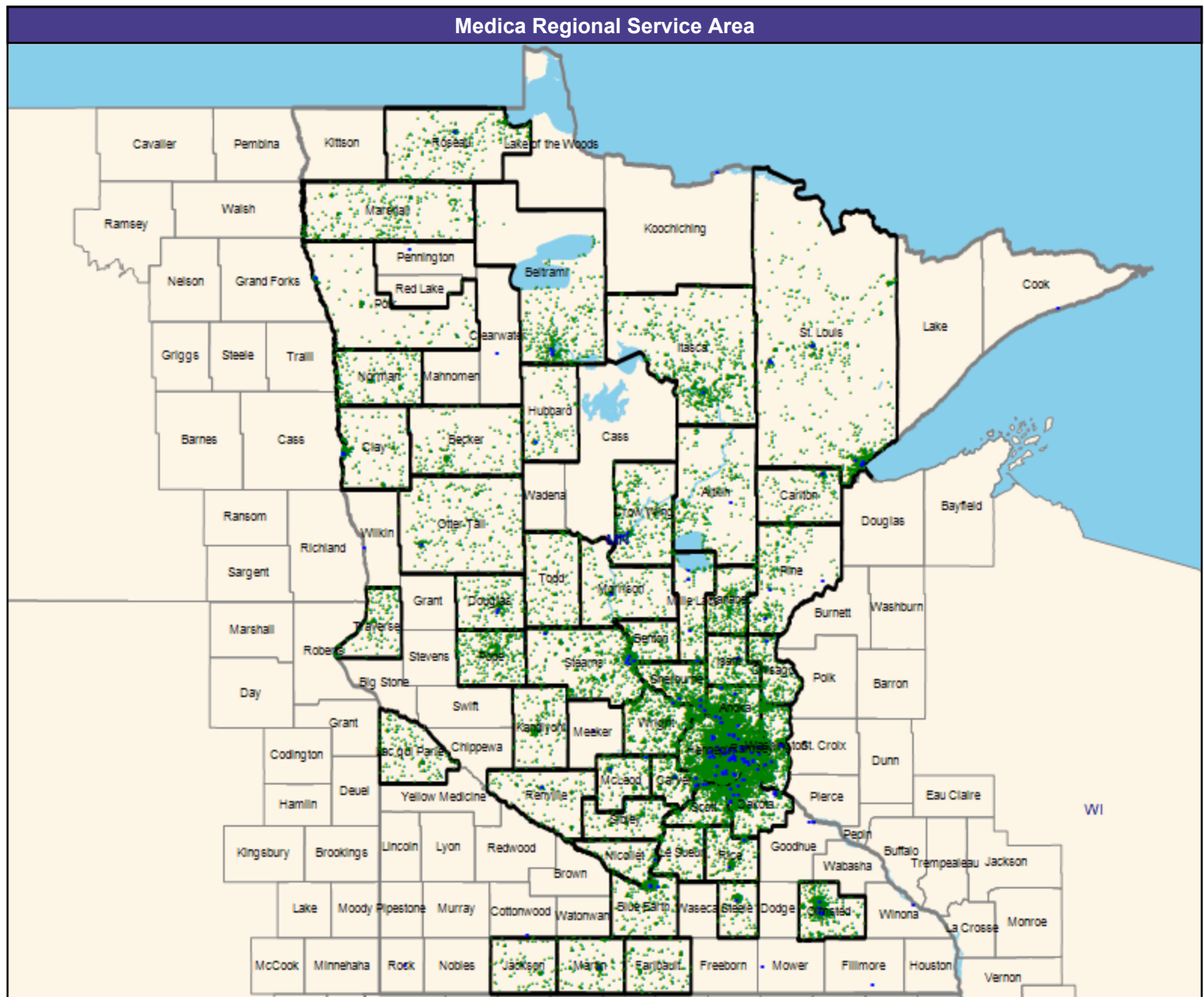
Micro areas...

1 (Medica Symphony, Solo, Encore,
and Direct MNN020 Substance Use
Disorder (Outpatient) (Medica
Regional Service Area)) provider in
75 miles or 110 minutes

Rural areas...

1 (Medica Symphony, Solo, Encore,
and Direct MNN020 Substance Use
Disorder (Outpatient) (Medica
Regional Service Area)) provider in
75 miles or 90 minutes

CEAC areas...



Access Detail By County

August 14, 2025

Created by...
MedicaAccess Analysis
Substance Use Disorder (Outpatient)Enrollee / Provider Groups
National Proxy Census (Medica
Symphony, Solo, Encore, and Direct
MNN020)
Medica Symphony, Solo, Encore,
and Direct MNN020 Substance Use
Disorder (Outpatient) (Medica
Regional Service Area)¹ Access Standard Criteria Abbreviations:L: Large Metro
M: Metro
I: Micro
R: Rural
C: CEAC

All Enrollees										
State Name	County	Enrollee	Provider	Counts	With Access		Without Access		Average Distance	Average Time
		#	Standard ¹	#	#	%	#	%	1	1
Minnesota	Aitkin	284	1 in 140 miles or 155 mins	1	284	100.0	0	0.0	18.7	20.3
	Anoka	1,761	1 in 45 miles or 70 mins	9	1,761	100.0	0	0.0	3.7	4.6
	Becker	181	1 in 75 miles or 90 mins	0	181	100.0	0	0.0	33.7	36.8
	Beltrami	448	1 in 75 miles or 90 mins	3	448	100.0	0	0.0	12.5	13.6
	Benton	242	1 in 75 miles or 110 mins	1	242	100.0	0	0.0	7.4	8.0
	Blue Earth	348	1 in 75 miles or 110 mins	3	348	100.0	0	0.0	7.1	7.7
	Carlton	177	1 in 75 miles or 90 mins	2	177	100.0	0	0.0	10.8	11.7
	Carver	400	1 in 45 miles or 70 mins	5	400	100.0	0	0.0	5.1	5.6
	Chisago	270	1 in 45 miles or 70 mins	1	270	100.0	0	0.0	14.1	15.4
	Clay	328	1 in 75 miles or 110 mins	3	328	100.0	0	0.0	9.2	10.0
	Crow Wing	344	1 in 75 miles or 110 mins	3	344	100.0	0	0.0	13.3	14.4
	Dakota	1,846	1 in 45 miles or 70 mins	13	1,846	100.0	0	0.0	3.4	4.4
	Douglas	187	1 in 75 miles or 110 mins	2	187	100.0	0	0.0	7.5	8.1
	Faribault	149	1 in 75 miles or 90 mins	0	149	100.0	0	0.0	26.4	28.8
	Hennepin	5,023	1 in 15 miles or 30 mins	35	5,023	100.0	0	0.0	2.7	4.0
	Hubbard	109	1 in 75 miles or 90 mins	1	109	100.0	0	0.0	11.7	12.7
	Isanti	232	1 in 75 miles or 110 mins	2	232	100.0	0	0.0	6.4	6.9
	Itasca	858	1 in 75 miles or 90 mins	1	858	100.0	0	0.0	16.4	17.8
	Jackson	109	1 in 75 miles or 90 mins	0	109	100.0	0	0.0	19.1	20.8
	Kanabec	351	1 in 75 miles or 90 mins	0	351	100.0	0	0.0	16.2	17.6
	Kandiyohi	233	1 in 75 miles or 110 mins	0	233	100.0	0	0.0	24.5	26.7
	Lac qui Parle	266	1 in 140 miles or 155 mins	0	266	100.0	0	0.0	62.2	67.9
	Le Sueur	138	1 in 75 miles or 110 mins	0	138	100.0	0	0.0	15.4	16.7
	Marshall	376	1 in 140 miles or 155 mins	0	376	100.0	0	0.0	25.9	28.2
	Martin	195	1 in 75 miles or 90 mins	1	195	100.0	0	0.0	8.3	9.0
	McLeod	189	1 in 75 miles or 110 mins	2	189	100.0	0	0.0	8.1	8.8
	Mille Lacs	148	1 in 75 miles or 90 mins	4	148	100.0	0	0.0	5.0	5.4
	Morrison	187	1 in 75 miles or 90 mins	1	187	100.0	0	0.0	10.6	11.5
	Nicollet	162	1 in 75 miles or 110 mins	1	162	100.0	0	0.0	8.0	8.7
	Norman	281	1 in 140 miles or 155 mins	0	281	100.0	0	0.0	36.9	40.3
	Olmsted	716	1 in 45 miles or 70 mins	7	716	100.0	0	0.0	4.5	5.1
	Otter Tail	298	1 in 75 miles or 110 mins	1	298	100.0	0	0.0	21.8	23.8
	Pine	293	1 in 75 miles or 90 mins	3	293	100.0	0	0.0	11.9	12.9
	Polk	151	1 in 75 miles or 90 mins	1	151	100.0	0	0.0	23.0	25.0
	Pope	451	1 in 75 miles or 90 mins	0	451	100.0	0	0.0	20.4	22.2
	Ramsey	2,547	1 in 15 miles or 30 mins	26	2,547	100.0	0	0.0	2.0	3.1
	Renville	156	1 in 75 miles or 90 mins	1	156	100.0	0	0.0	13.2	14.4
	Rice	319	1 in 45 miles or 70 mins	2	319	100.0	0	0.0	5.7	6.1
	Roseau	343	1 in 140 miles or 155 mins	1	343	100.0	0	0.0	15.6	17.0
	Scott	612	1 in 45 miles or 70 mins	2	612	100.0	0	0.0	7.1	8.0

Access Detail By County

Created by...
Medica

¹ Access Standard Criteria Abbreviations:
L: Large Metro
M: Metro
I: Micro
R: Rural
C: CEAC

[illegible]

Surgical Services (Outpatient or ASC)/Medica Symphony, Solo, Encore, and Direct/MNN020

August 14, 2025

Created by...
Medica

Medica Symphony, Solo, Encore, and Direct MNN020 Surgical Services (Outpatient or ASC)

241 providers at 246 locations

■ All providers

Surgical Services (outpatient or ASC)

Employee Group

National Proxy Census (Medica Symphony, Solo, Encore, and Direct MNN020)

Provider Group

Medica Symphony, Solo, Encore, and Direct MNN020 Surgical Services (Outpatient or ASC) (Medica Regional Service Area)

26,479 enrollee locations

◆ With access (26,336)

● Without access (143)

The Access Standard is defined as (National Proxy Census (Medica Symphony, Solo, Encore, and Direct MNN020)) enrollees accessing in:

Large Metro areas...

1 (Medica Symphony, Solo, Encore, and Direct MNN020 Surgical Services (Outpatient or ASC) (Medica Regional Service Area)) provider in 10 miles and 20 minutes

Metro areas...

1 (Medica Symphony, Solo, Encore, and Direct MNN020 Surgical Services (Outpatient or ASC) (Medica Regional Service Area)) provider in 30 miles and 45 minutes

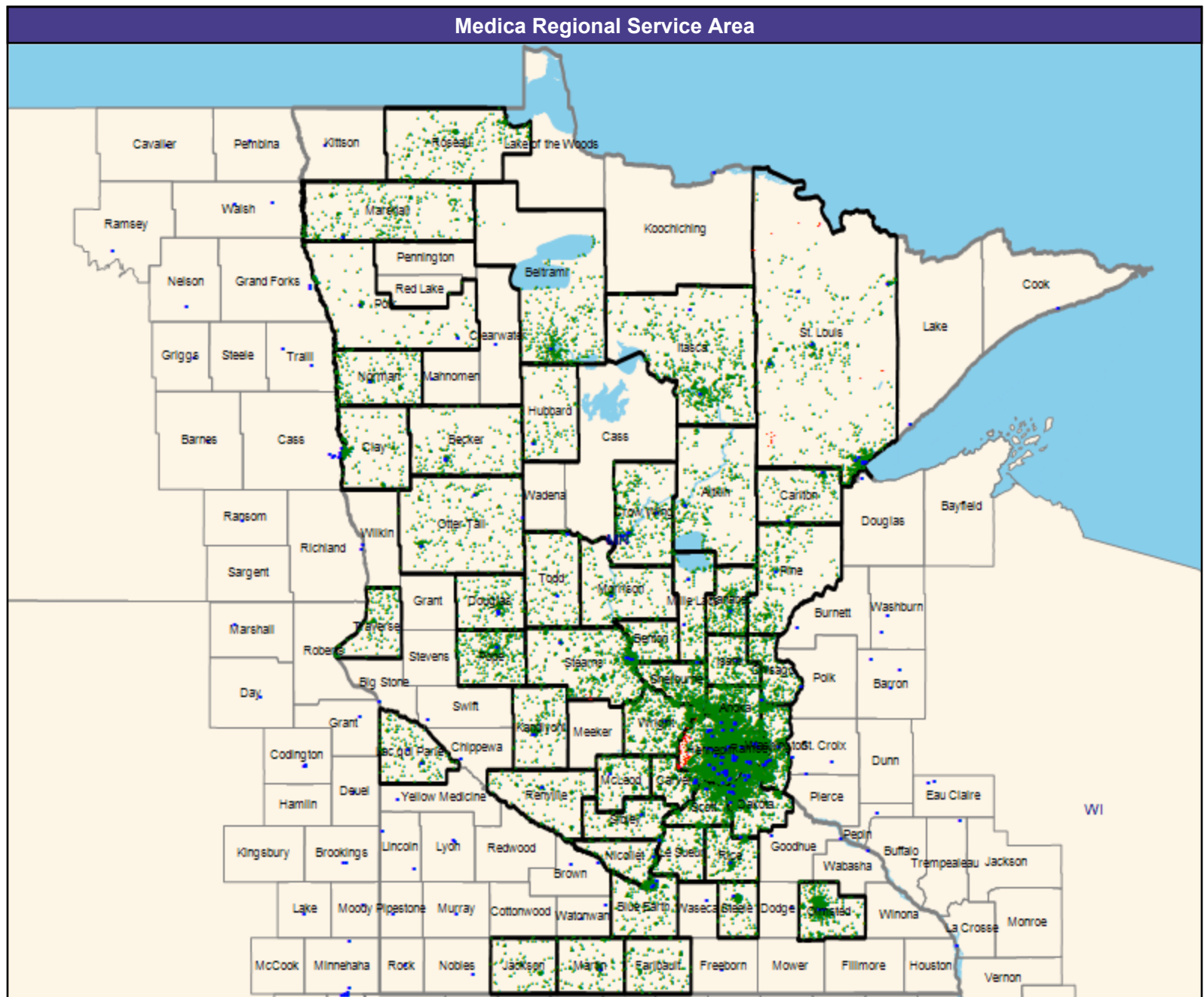
Micro areas...

1 (Medica Symphony, Solo, Encore, and Direct MNN020 Surgical Services (Outpatient or ASC) (Medica Regional Service Area)) provider in 60 miles and 80 minutes

Rural areas...

1 (Medica Symphony, Solo, Encore, and Direct MNN020 Surgical Services (Outpatient or ASC) (Medica Regional Service Area)) provider in 60 miles and 75 minutes

CEAC areas...



Access Detail By County

August 14, 2025

Created by...
MedicaAccess Analysis
Surgical Services (outpatient or ASC)Enrollee / Provider Groups
National Proxy Census (Medica
Symphony, Solo, Encore, and Direct
MNN020)
Medica Symphony, Solo, Encore,
and Direct MNN020 Surgical
Services (Outpatient or ASC)
(Medica Regional Service Area)¹ Access Standard Criteria Abbreviations:L: Large Metro
M: Metro
I: Micro
R: Rural
C: CEAC

All Enrollees										
State Name	County	Enrollee	Provider	Counts	With Access		Without Access		Average Distance	Average Time
		#	Standard ¹	#	#	%	#	%	1	1
Minnesota	Aitkin	284	1 in 100 miles and 110 m...	1	284	100.0	0	0.0	16.4	17.8
	Anoka	1,761	1 in 30 miles and 45 mins	6	1,761	100.0	0	0.0	5.2	6.8
	Becker	181	1 in 60 miles and 75 mins	2	181	100.0	0	0.0	10.5	11.4
	Beltrami	448	1 in 60 miles and 75 mins	1	448	100.0	0	0.0	13.6	14.8
	Benton	242	1 in 60 miles and 80 mins	0	242	100.0	0	0.0	7.5	8.5
	Blue Earth	348	1 in 60 miles and 80 mins	3	348	100.0	0	0.0	6.6	7.2
	Carlton	177	1 in 60 miles and 75 mins	2	177	100.0	0	0.0	7.2	7.8
	Carver	400	1 in 30 miles and 45 mins	5	400	100.0	0	0.0	8.3	9.1
	Chisago	270	1 in 30 miles and 45 mins	1	270	100.0	0	0.0	10.4	11.3
	Clay	328	1 in 60 miles and 80 mins	0	328	100.0	0	0.0	9.2	10.5
	Crow Wing	344	1 in 60 miles and 80 mins	4	344	100.0	0	0.0	10.0	10.8
	Dakota	1,846	1 in 30 miles and 45 mins	12	1,846	100.0	0	0.0	4.9	5.9
	Douglas	187	1 in 60 miles and 80 mins	4	187	100.0	0	0.0	7.9	8.6
	Faribault	149	1 in 60 miles and 75 mins	0	149	100.0	0	0.0	21.7	23.6
	Hennepin	5,023	1 in 10 miles and 20 mins	39	4,903	97.6	120	2.4	2.8	4.1
	Hubbard	109	1 in 60 miles and 75 mins	1	109	100.0	0	0.0	12.8	13.9
	Isanti	232	1 in 60 miles and 80 mins	1	232	100.0	0	0.0	7.3	7.9
	Itasca	858	1 in 60 miles and 75 mins	2	858	100.0	0	0.0	13.0	14.1
	Jackson	109	1 in 60 miles and 75 mins	0	109	100.0	0	0.0	18.8	20.5
	Kanabec	351	1 in 60 miles and 75 mins	1	351	100.0	0	0.0	6.4	6.9
	Kandiyohi	233	1 in 60 miles and 80 mins	2	233	100.0	0	0.0	8.2	8.9
	Lac qui Parle	266	1 in 100 miles and 110 m...	2	266	100.0	0	0.0	5.9	6.4
	Le Sueur	138	1 in 60 miles and 80 mins	1	138	100.0	0	0.0	12.1	13.1
	Marshall	376	1 in 100 miles and 110 m...	1	376	100.0	0	0.0	23.6	25.7
	Martin	195	1 in 60 miles and 75 mins	1	195	100.0	0	0.0	7.6	8.3
	McLeod	189	1 in 60 miles and 80 mins	1	189	100.0	0	0.0	9.7	10.6
	Mille Lacs	148	1 in 60 miles and 75 mins	2	148	100.0	0	0.0	6.8	7.4
	Morrison	187	1 in 60 miles and 75 mins	1	187	100.0	0	0.0	9.8	10.7
	Nicollet	162	1 in 60 miles and 80 mins	1	162	100.0	0	0.0	5.7	6.2
	Norman	281	1 in 100 miles and 110 m...	1	281	100.0	0	0.0	11.3	12.3
	Olmsted	716	1 in 30 miles and 45 mins	2	716	100.0	0	0.0	5.4	6.0
	Otter Tail	298	1 in 60 miles and 80 mins	3	298	100.0	0	0.0	11.6	12.6
	Pine	293	1 in 60 miles and 75 mins	1	293	100.0	0	0.0	11.6	12.6
	Polk	151	1 in 60 miles and 75 mins	2	151	100.0	0	0.0	9.8	10.6
	Pope	451	1 in 60 miles and 75 mins	1	451	100.0	0	0.0	9.0	9.8
	Ramsey	2,547	1 in 10 miles and 20 mins	10	2,547	100.0	0	0.0	2.8	4.4
	Renville	156	1 in 60 miles and 75 mins	1	156	100.0	0	0.0	11.7	12.7
	Rice	319	1 in 30 miles and 45 mins	1	319	100.0	0	0.0	5.8	6.2
	Roseau	343	1 in 100 miles and 110 m...	0	343	100.0	0	0.0	58.5	63.7
	Scott	612	1 in 30 miles and 45 mins	2	612	100.0	0	0.0	6.6	7.3

Access Detail By County

Created by...
Medica

Enrollee / Provider Groups

National Proxy Census (Medica
Symphony, Solo, Encore, and Direct
MNN020)

Medica Symphony, Solo, Encore,
and Direct MNN020 Surgical
Services (Outpatient or ASC)
(Medica Regional Service Area)

¹ Access Standard Criteria Abbreviations:
L: Large Metro
M: Metro
I: Micro
R: Rural
C: CEAC

[illegible]

Urgent Care/Medica Symphony, Solo, Encore, and Direct/MNN020

August 14, 2025

Created by...
Medica

Medica Symphony, Solo, Encore, and Direct MNN020 Urgent Care

133 providers at 162 locations

■ All providers

Urgent Care

Employee Group

National Proxy Census (Medica Symphony, Solo, Encore, and Direct MNN020)

Provider Group

Medica Symphony, Solo, Encore, and Direct MNN020 Urgent Care (Medica Regional Service Area)

26,479 enrollee locations

◆ With access (25,614)

● Without access (865)

The Access Standard is defined as (National Proxy Census (Medica Symphony, Solo, Encore, and Direct MNN020)) enrollees accessing in:

Large Metro areas...

1 (Medica Symphony, Solo, Encore, and Direct MNN020 Urgent Care (Medica Regional Service Area)) provider in 10 miles and 20 minutes

Metro areas...

1 (Medica Symphony, Solo, Encore, and Direct MNN020 Urgent Care (Medica Regional Service Area)) provider in 30 miles and 45 minutes

Micro areas...

1 (Medica Symphony, Solo, Encore, and Direct MNN020 Urgent Care (Medica Regional Service Area)) provider in 60 miles and 80 minutes

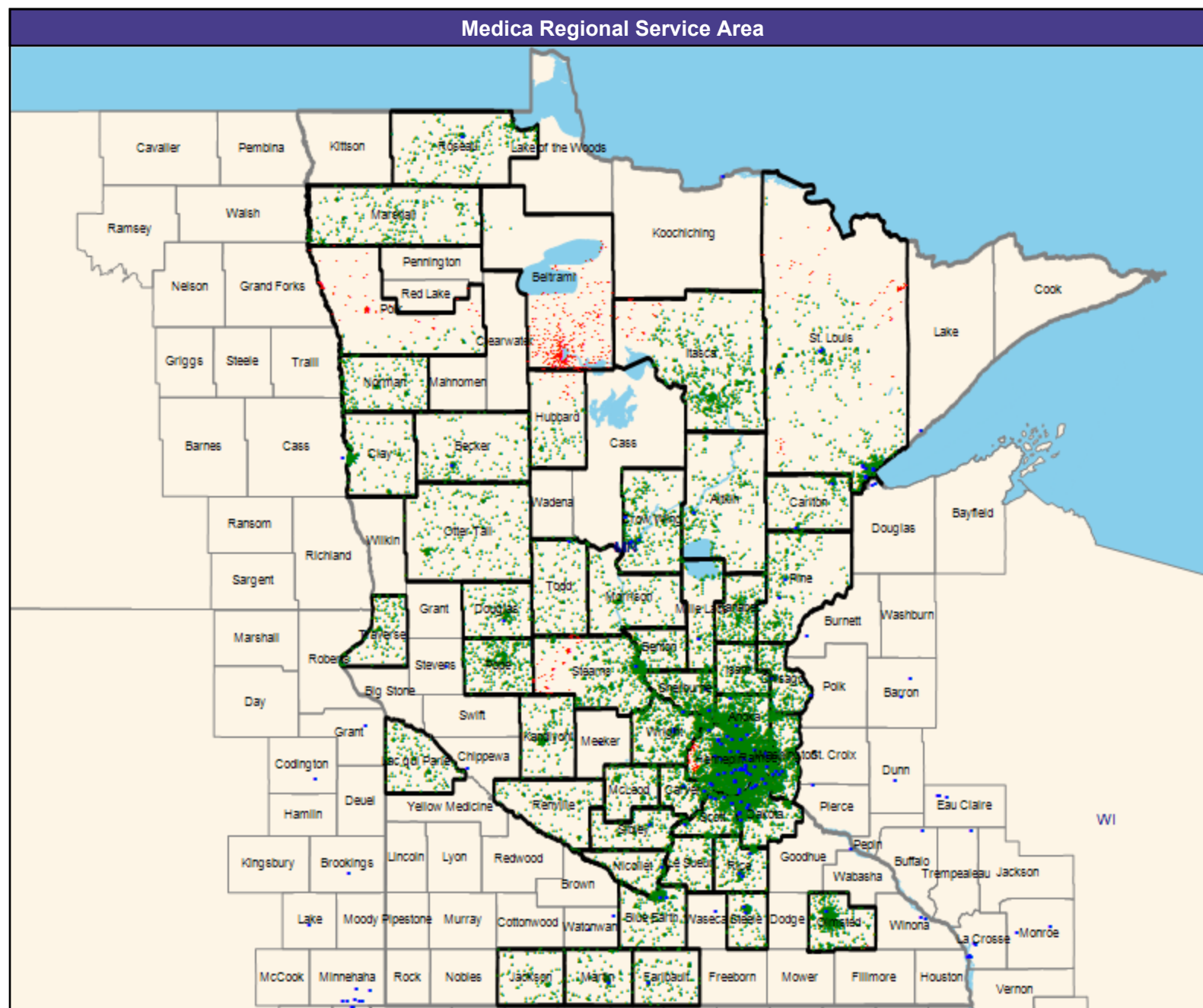
Rural areas...

1 (Medica Symphony, Solo, Encore, and Direct MNN020 Urgent Care (Medica Regional Service Area)) provider in 60 miles and 75 minutes

CEAC areas...

1 (Medica Symphony, Solo, Encore, and Direct MNN020 Urgent Care (Medica Regional Service Area)) provider in 100 miles and 110 minutes

Service Areas



Access Detail By County

August 14, 2025

Created by...
Medica

Access Analysis

Urgent Care

Enrollee / Provider Groups

National Proxy Census (Medica
Symphony, Solo, Encore, and Direct
MNN020)Medica Symphony, Solo, Encore,
and Direct MNN020 Urgent Care
(Medica Regional Service Area)¹ Access Standard Criteria Abbreviations:

L: Large Metro

M: Metro

I: Micro

R: Rural

C: CEAC

All Enrollees										
State Name	County	Enrollee	Provider	Counts	With Access		Without Access		Average Distance	Average Time
		#	Standard ¹	#	#	%	#	%	1	1
Minnesota	Aitkin	284	1 in 100 miles and 110 m...	1	284	100.0	0	0.0	17.6	19.1
	Anoka	1,761	1 in 30 miles and 45 mins	4	1,761	100.0	0	0.0	4.4	5.5
	Becker	181	1 in 60 miles and 75 mins	1	181	100.0	0	0.0	13.7	14.9
	Beltrami	448	1 in 60 miles and 75 mins	0	6	1.3	442	98.7	75.6	82.5
	Benton	242	1 in 60 miles and 80 mins	0	242	100.0	0	0.0	8.7	10.0
	Blue Earth	348	1 in 60 miles and 80 mins	2	348	100.0	0	0.0	6.5	7.0
	Carlton	177	1 in 60 miles and 75 mins	3	177	100.0	0	0.0	6.7	7.3
	Carver	400	1 in 30 miles and 45 mins	4	400	100.0	0	0.0	5.0	5.5
	Chisago	270	1 in 30 miles and 45 mins	1	270	100.0	0	0.0	9.3	10.1
	Clay	328	1 in 60 miles and 80 mins	0	328	100.0	0	0.0	11.5	14.7
	Crow Wing	344	1 in 60 miles and 80 mins	4	344	100.0	0	0.0	9.6	10.4
	Dakota	1,846	1 in 30 miles and 45 mins	12	1,846	100.0	0	0.0	4.2	5.2
	Douglas	187	1 in 60 miles and 80 mins	1	187	100.0	0	0.0	8.6	9.3
	Faribault	149	1 in 60 miles and 75 mins	1	149	100.0	0	0.0	12.8	13.9
	Hennepin	5,023	1 in 10 miles and 20 mins	31	4,938	98.3	85	1.7	2.6	4.0
	Hubbard	109	1 in 60 miles and 75 mins	0	86	78.9	23	21.1	48.4	52.7
	Isanti	232	1 in 60 miles and 80 mins	0	232	100.0	0	0.0	12.6	13.7
	Itasca	858	1 in 60 miles and 75 mins	0	826	96.3	32	3.7	36.0	39.3
	Jackson	109	1 in 60 miles and 75 mins	0	109	100.0	0	0.0	33.6	36.6
	Kanabec	351	1 in 60 miles and 75 mins	0	351	100.0	0	0.0	19.9	21.6
	Kandiyohi	233	1 in 60 miles and 80 mins	0	233	100.0	0	0.0	26.5	28.8
	Lac qui Parle	266	1 in 100 miles and 110 m...	0	266	100.0	0	0.0	21.2	23.1
	Le Sueur	138	1 in 60 miles and 80 mins	0	138	100.0	0	0.0	13.5	14.6
	Marshall	376	1 in 100 miles and 110 m...	0	376	100.0	0	0.0	58.8	64.1
	Martin	195	1 in 60 miles and 75 mins	1	195	100.0	0	0.0	8.0	8.7
	McLeod	189	1 in 60 miles and 80 mins	0	189	100.0	0	0.0	18.6	20.3
	Mille Lacs	148	1 in 60 miles and 75 mins	1	148	100.0	0	0.0	13.0	14.1
	Morrison	187	1 in 60 miles and 75 mins	0	187	100.0	0	0.0	24.6	27.4
	Nicollet	162	1 in 60 miles and 80 mins	1	162	100.0	0	0.0	8.3	9.1
	Norman	281	1 in 100 miles and 110 m...	0	281	100.0	0	0.0	38.5	49.8
	Olmsted	716	1 in 30 miles and 45 mins	1	712	99.4	4	0.6	8.2	9.9
	Otter Tail	298	1 in 60 miles and 80 mins	0	298	100.0	0	0.0	31.1	33.9
	Pine	293	1 in 60 miles and 75 mins	2	293	100.0	0	0.0	10.6	11.5
	Polk	151	1 in 60 miles and 75 mins	0	48	31.8	103	68.2	65.2	81.0
	Pope	451	1 in 60 miles and 75 mins	0	451	100.0	0	0.0	18.1	19.7
	Ramsey	2,547	1 in 10 miles and 20 mins	7	2,547	100.0	0	0.0	2.6	4.2
	Renville	156	1 in 60 miles and 75 mins	0	156	100.0	0	0.0	34.9	38.0
	Rice	319	1 in 30 miles and 45 mins	3	319	100.0	0	0.0	5.4	5.8
	Roseau	343	1 in 100 miles and 110 m...	1	343	100.0	0	0.0	15.6	17.0
	Scott	612	1 in 30 miles and 45 mins	6	612	100.0	0	0.0	4.3	4.8

Access Detail By County

August 14, 2025

Created by...
Medica

Access Analysis

Urgent Care

Enrollee / Provider Groups

National Proxy Census (Medica
Symphony, Solo, Encore, and Direct
MNN020)

Medica Symphony, Solo, Encore,
and Direct MNN020 Urgent Care
(Medica Regional Service Area)

¹ Access Standard Criteria Abbreviations:

L: Large Metro

M: Metro

I: Micro

R: Rural

C: CEAC

[illegible]