



***UCare Individual  
and Family Plans with M Health Fairview  
MNN002  
2026 Minnesota Department of Health Annual Network Maps***

---

*August 6, 2025*

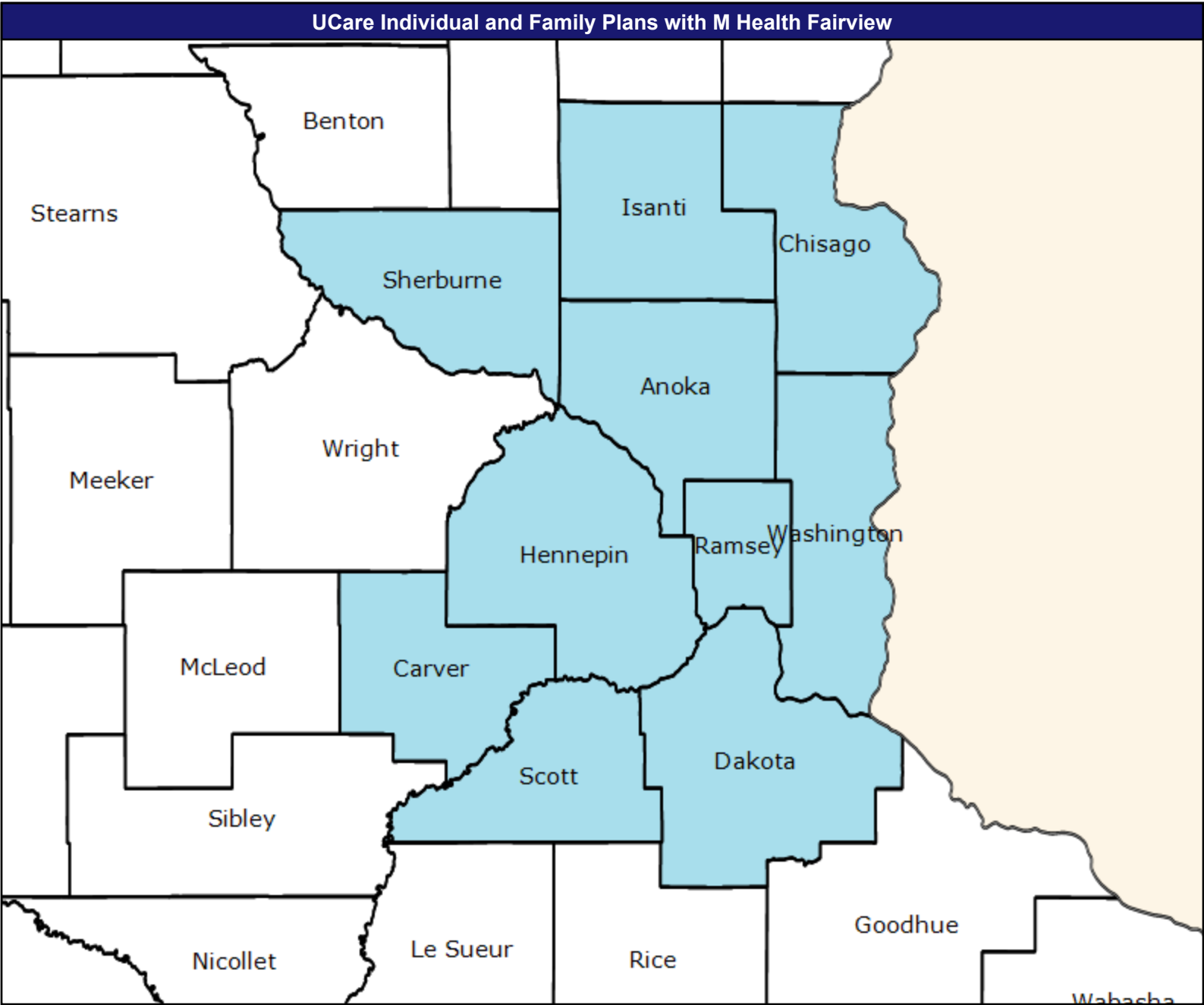
Service Area

August 6, 2025

Service Areas

■ MHFV IFP

16.20 miles



Acupuncture not included in this Network

## Acute Inpatient Hospitals (24/7 Emergency Services Required)

August 6, 2025

Acute Inpatient Hospitals (24/7  
Emergency Services Required)

10 providers at 10 locations

■ All providers

Access Analysis

Employee Group

Potential Enrollee

Provider Group

Acute Inpatient Hospitals (24/7  
Emergency Services Required)

14,238 potential enrollee locations

◆ With access (12,014)

● Without access (2,224)

The Access Standard is defined as  
(Potential Enrollee) potential enrollees  
accessing in:

Large Metro areas...

1 (Acute Inpatient Hospitals (24/7  
Emergency Services Required))  
provider in 10 miles and 20 minutes

Metro areas...

1 (Acute Inpatient Hospitals (24/7  
Emergency Services Required))  
provider in 30 miles and 45 minutes

Micro areas...

1 (Acute Inpatient Hospitals (24/7  
Emergency Services Required))  
provider in 60 miles and 80 minutes

Rural areas...

1 (Acute Inpatient Hospitals (24/7  
Emergency Services Required))  
provider in 60 miles and 75 minutes

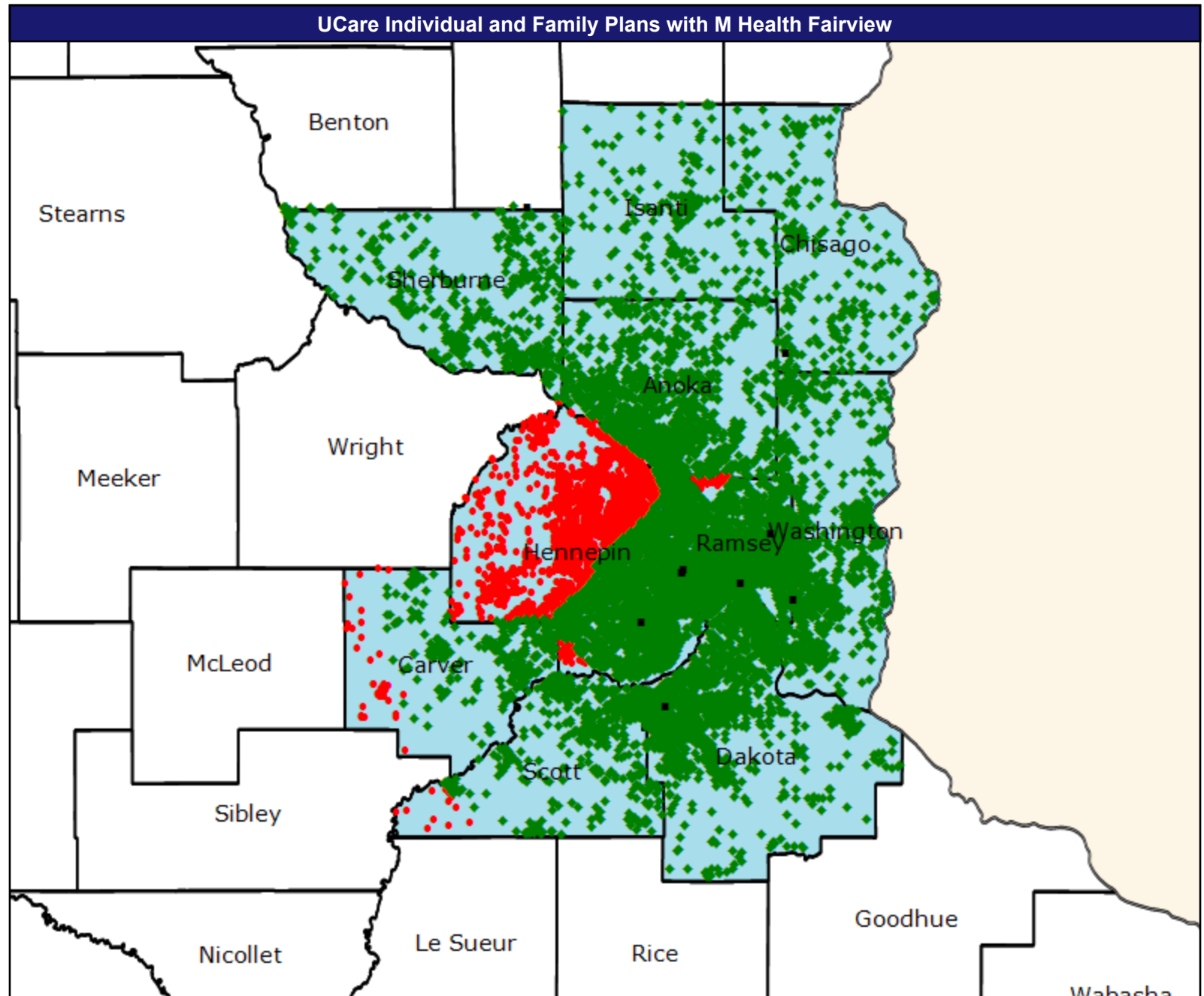
CEAC areas...

1 (Acute Inpatient Hospitals (24/7  
Emergency Services Required))  
provider in 100 miles and 110  
minutes

Service Areas

■ MHFV IFP

16.20 miles



Access Detail By County - Acute Inpatient Hospitals (24/7 Emergency Services Required)

August 6, 2025

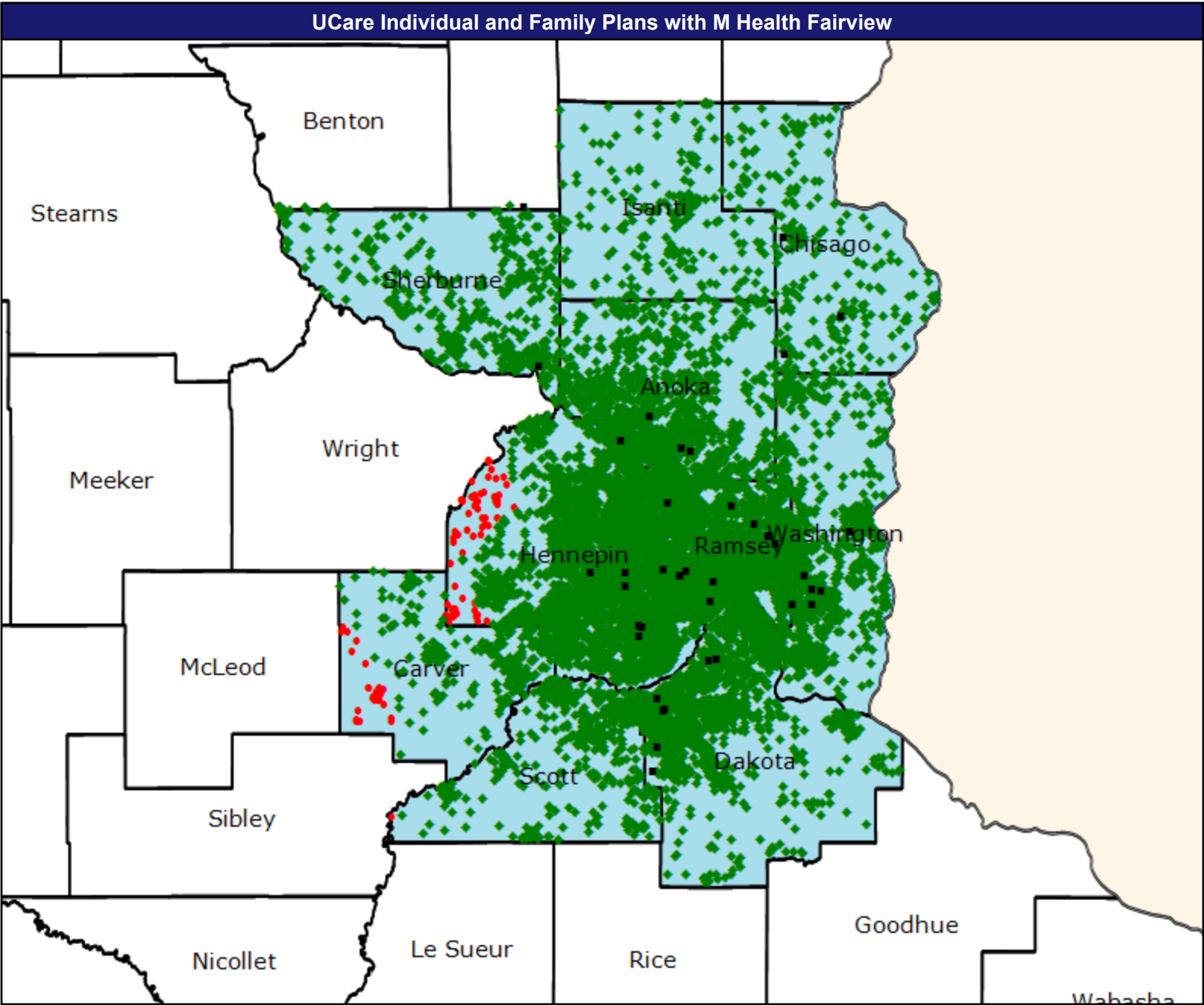
Access Analysis  
Access Analysis  
Potential Enrollee / Provider Groups  
Potential Enrollee  
Acute Inpatient Hospitals (24/7  
Emergency Services Required)

All Eligibles											
State Name	County Class	County	Potential Enrollee	Provider		With Access		Without Access		Average Distance	Average Time
			#	Group	Standard	#	%	#	%	1	1
Minnesota	Large Metro	Hennepin	5,023	Acute Inpatie...	1 in 10 miles an...	2,949	58.7	2,074	41.3	9.6	15.8
		Ramsey	2,547	Acute Inpatie...	1 in 10 miles an...	2,477	97.3	70	2.7	4.1	6.7
	Metro	Anoka	1,761	Acute Inpatie...	1 in 30 miles an...	1,761	100.0	0	0.0	15.6	21.0
		Carver	400	Acute Inpatie...	1 in 30 miles an...	333	83.2	67	16.8	21.2	28.6
		Chisago	270	Acute Inpatie...	1 in 30 miles an...	270	100.0	0	0.0	14.7	16.0
		Dakota	1,846	Acute Inpatie...	1 in 30 miles an...	1,846	100.0	0	0.0	8.1	10.4
		Scott	612	Acute Inpatie...	1 in 30 miles an...	599	97.9	13	2.1	13.4	16.2
		Sherburne	505	Acute Inpatie...	1 in 30 miles an...	505	100.0	0	0.0	16.9	18.4
		Washington	1,042	Acute Inpatie...	1 in 30 miles an...	1,042	100.0	0	0.0	7.6	9.3
	Micro	Isanti	232	Acute Inpatie...	1 in 60 miles an...	232	100.0	0	0.0	17.4	18.9
	Grand Totals		7,570	Acute Inpatie...	1 in 10 miles an...	5,426	71.7	2,144	28.3	7.7	12.7
			6,436	Acute Inpatie...	1 in 30 miles an...	6,356	98.8	80	1.2	12.3	15.7
			232	Acute Inpatie...	1 in 60 miles an...	232	100.0	0	0.0	17.4	18.9

Allergy and Immunology

- August 6, 2025
- Allergy and Immunology
- 28 providers at 40 locations
- All providers
- Access Analysis
- Employee Group
- Potential Enrollee
- Provider Group
- Allergy and Immunology
- 14,238 potential enrollee locations
- ◆ With access (14,110)
- Without access (128)
- The Access Standard is defined as (Potential Enrollee) potential enrollees accessing in:
- Large Metro areas...
- 1 (Allergy and Immunology) provider in 15 miles and 30 minutes
- Metro areas...
- 1 (Allergy and Immunology) provider in 30 miles and 45 minutes
- Micro areas...
- 1 (Allergy and Immunology) provider in 60 miles and 80 minutes
- Rural areas...
- 1 (Allergy and Immunology) provider in 75 miles and 90 minutes
- CEAC areas...
- 1 (Allergy and Immunology) provider in 110 miles and 125 minutes
- Service Areas
- MHFV IFP

16.20 miles





# Anesthesiology Physicians and Certified Registered Nurse Anesthetists (CRNA)

August 6, 2025

Anesthesiology Physicians and Certified Registered Nurse Anesthetists (CRNA)

1,010 providers at 78 locations

■ All providers

Access Analysis

Employee Group

Potential Enrollee

Provider Group

Anesthesiology Physicians and  
Certified Registered Nurse  
Anesthetists (CRNA)

14,238 potential enrollee locations

◆ With access (13,872)

● Without access (366)

The Access Standard is defined as  
(Potential Enrollee) potential enrollees  
accessing in:

Large Metro areas...

1 (Anesthesiology Physicians and  
Certified Registered Nurse  
Anesthetists (CRNA)) provider in 10  
miles and 20 minutes

Metro areas...

1 (Anesthesiology Physicians and  
Certified Registered Nurse  
Anesthetists (CRNA)) provider in 20  
miles and 30 minutes

Micro areas...

1 (Anesthesiology Physicians and  
Certified Registered Nurse  
Anesthetists (CRNA)) provider in 35  
miles and 50 minutes

Rural areas...

1 (Anesthesiology Physicians and  
Certified Registered Nurse  
Anesthetists (CRNA)) provider in 60  
miles and 75 minutes

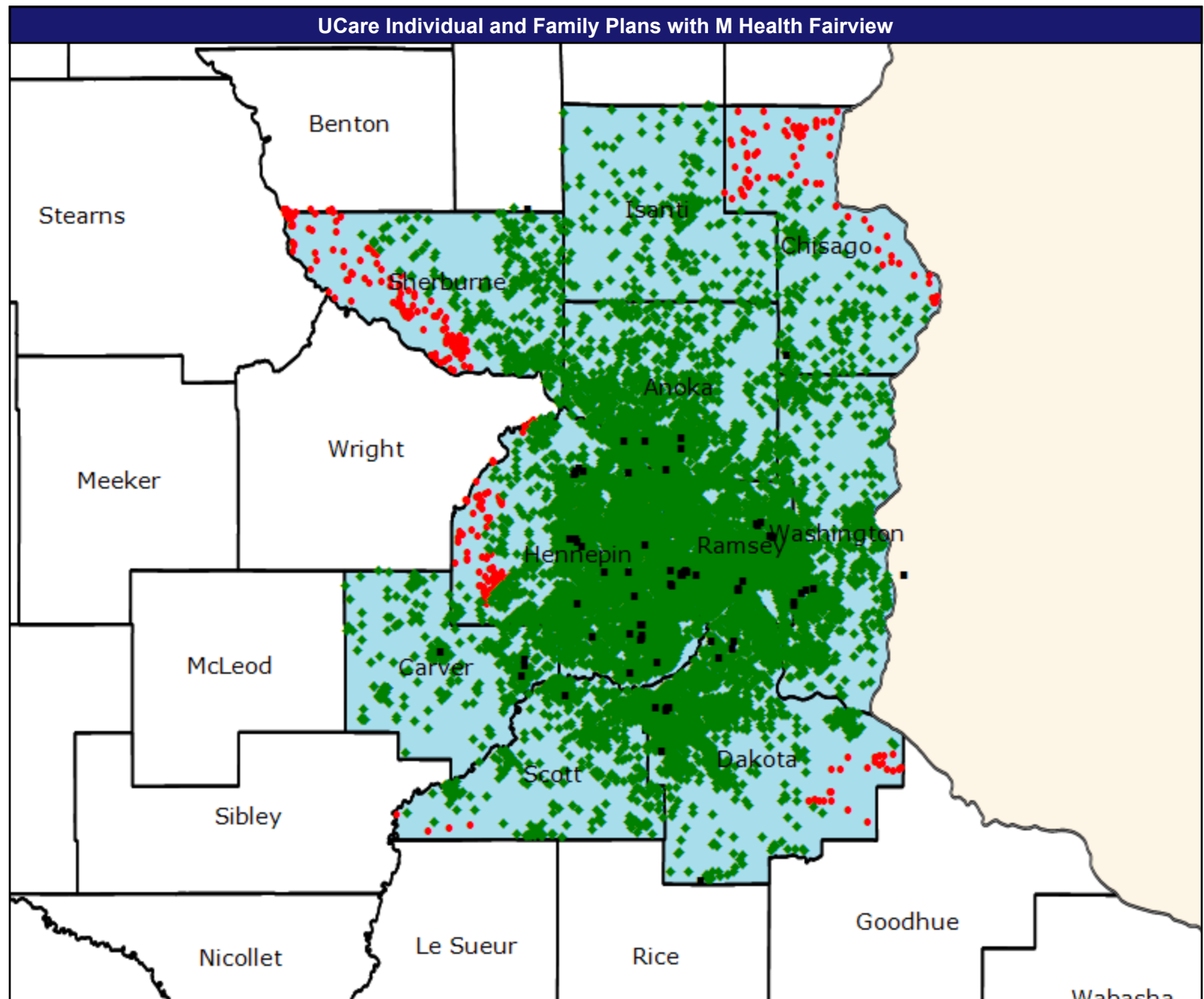
CEAC areas...

1 (Anesthesiology Physicians and  
Certified Registered Nurse  
Anesthetists (CRNA)) provider in 85  
miles and 95 minutes

Service Areas

■ MHFV IFP

16.20 miles





Access Detail By County - Anesthesiology Physicians and Certified Registered Nurse Anesthetists (CRNA)

August 6, 2025

Access Analysis  
Access Analysis  
Potential Enrollee / Provider Groups  
Potential Enrollee  
Anesthesiology Physicians and  
Certified Registered Nurse  
Anesthetists (CRNA)

All Eligibles											
State Name	County Class	County	Potential Enrollee	Provider		With Access		Without Access		Average Distance	Average Time
			#	Group	Standard	#	%	#	%	1	1
Minnesota	Large Metro	Hennepin	5,023	Anesthesiolo...	1 in 10 miles an...	4,924	98.0	99	2.0	2.9	4.4
		Ramsey	2,547	Anesthesiolo...	1 in 10 miles an...	2,547	100.0	0	0.0	3.2	5.0
	Metro	Anoka	1,761	Anesthesiolo...	1 in 20 miles an...	1,761	100.0	0	0.0	5.2	6.8
		Carver	400	Anesthesiolo...	1 in 20 miles an...	400	100.0	0	0.0	5.3	5.8
		Chisago	270	Anesthesiolo...	1 in 20 miles an...	192	71.1	78	28.9	14.7	16.0
		Dakota	1,846	Anesthesiolo...	1 in 20 miles an...	1,820	98.6	26	1.4	5.5	6.6
		Scott	612	Anesthesiolo...	1 in 20 miles an...	608	99.3	4	0.7	6.7	7.5
		Sherburne	505	Anesthesiolo...	1 in 20 miles an...	346	68.5	159	31.5	16.3	18.0
		Washington	1,042	Anesthesiolo...	1 in 20 miles an...	1,042	100.0	0	0.0	6.3	7.5
	Micro	Isanti	232	Anesthesiolo...	1 in 35 miles an...	232	100.0	0	0.0	17.3	18.9
	Grand Totals		7,570	Anesthesiolo...	1 in 10 miles an...	7,471	98.7	99	1.3	3.0	4.6
			6,436	Anesthesiolo...	1 in 20 miles an...	6,169	95.9	267	4.1	6.9	8.1
			232	Anesthesiolo...	1 in 35 miles an...	232	100.0	0	0.0	17.3	18.9

# Cardiac Catheterization Services

August 6, 2025

Cardiac Catheterization Services

11 providers at 6 locations

■ All providers

Access Analysis

Employee Group

Potential Enrollee

Provider Group

Cardiac Catheterization Services

14,238 potential enrollee locations

◆ With access (13,162)

● Without access (1,076)

The Access Standard is defined as  
(Potential Enrollee) potential enrollees  
accessing in:

Large Metro areas...

1 (Cardiac Catheterization Services)  
provider in 15 miles and 30 minutes

Metro areas...

1 (Cardiac Catheterization Services)  
provider in 40 miles and 60 minutes

Micro areas...

1 (Cardiac Catheterization Services)  
provider in 120 miles and 160  
minutes

Rural areas...

1 (Cardiac Catheterization Services)  
provider in 120 miles and 145  
minutes

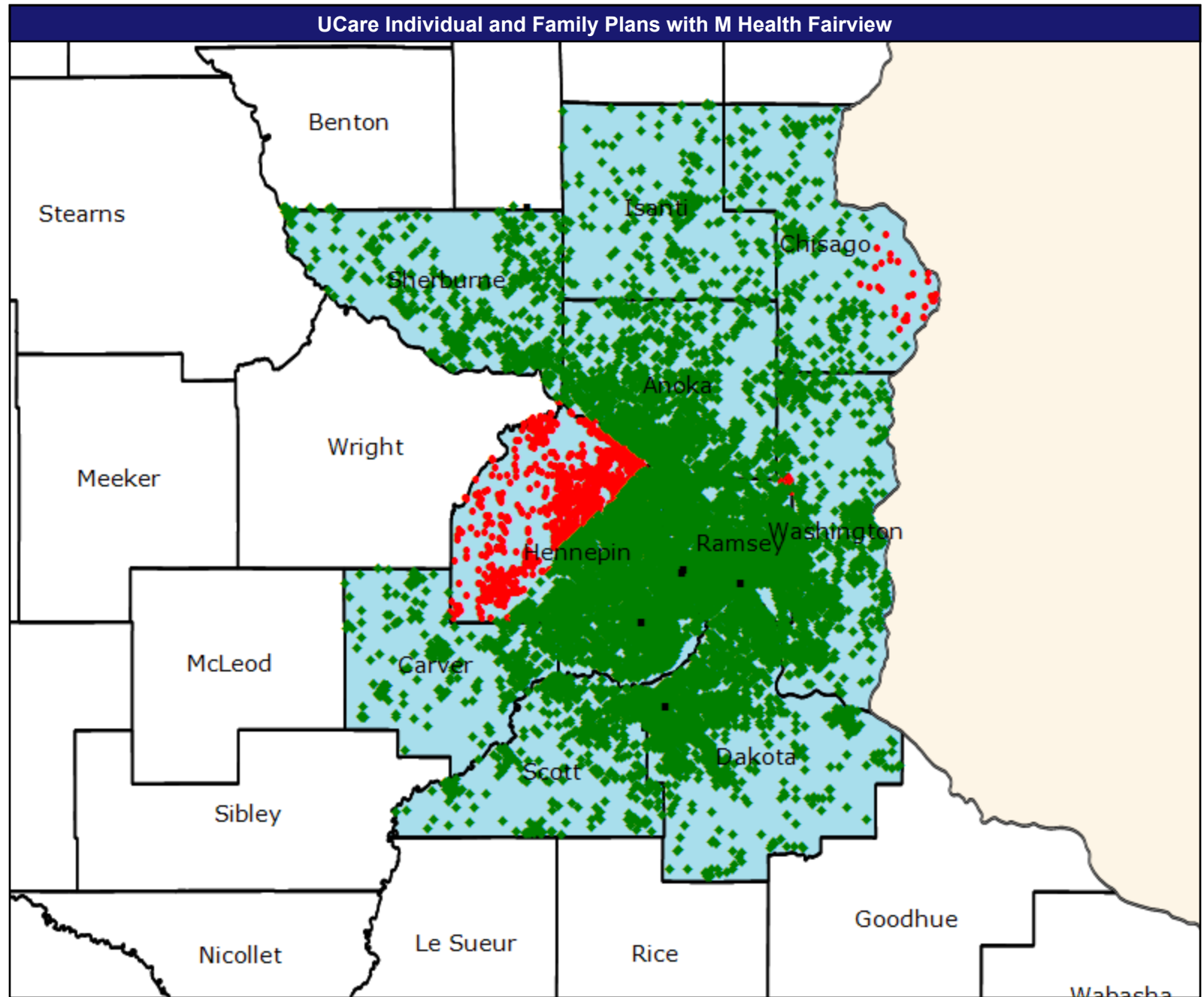
CEAC areas...

1 (Cardiac Catheterization Services)  
provider in 140 miles and 155  
minutes

Service Areas

■ MHFV IFP

16.20 miles



[illegible]

Cardiac Surgery Program

August 6, 2025

Cardiac Surgery Program

14 providers at 10 locations

■ All providers

Access Analysis

Employee Group

Potential Enrollee

Provider Group

Cardiac Surgery Program

14,238 potential enrollee locations

◆ With access (14,034)

● Without access (204)

The Access Standard is defined as (Potential Enrollee) potential enrollees accessing in:

Large Metro areas...

1 (Cardiac Surgery Program) provider in 15 miles and 30 minutes

Metro areas...

1 (Cardiac Surgery Program) provider in 40 miles and 60 minutes

Micro areas...

1 (Cardiac Surgery Program) provider in 120 miles and 160 minutes

Rural areas...

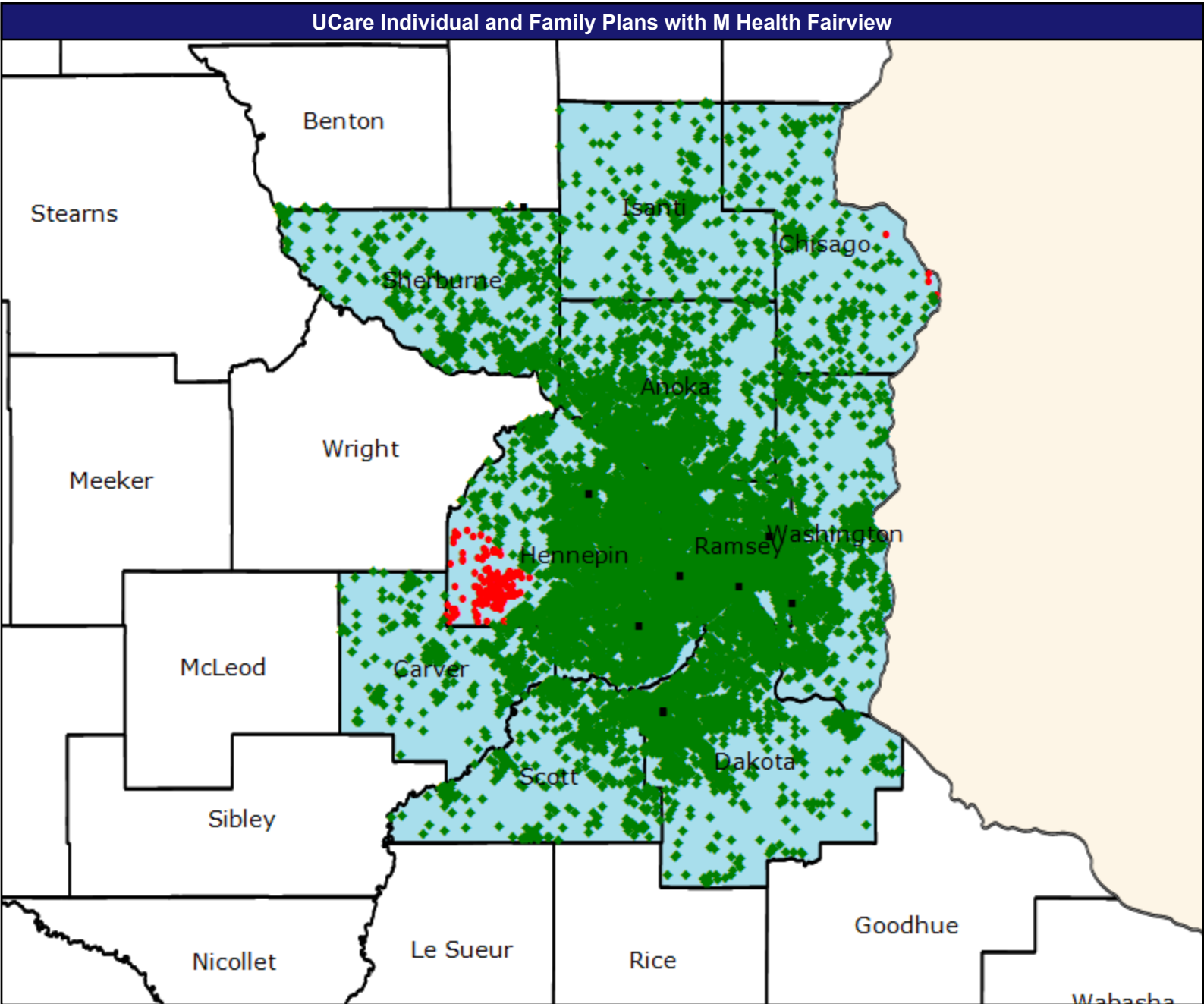

1 (Cardiac Surgery Program) provider in 120 miles and 145 minutes

CEAC areas...

1 (Cardiac Surgery Program) provider in 140 miles and 155 minutes

Service Areas

■ MHFV IFP



[illegible]

Cardiology

August 6, 2025

Cardiology  
43 providers at 56 locations

■ All providers

Access Analysis

Employee Group  
Potential Enrollee  
Provider Group

Cardiology

14,238 potential enrollee locations

◆ With access (13,916)

● Without access (322)

The Access Standard is defined as  
(Potential Enrollee) potential enrollees  
accessing in:

Large Metro areas...

1 (Cardiology) provider in 10 miles  
and 20 minutes

Metro areas...

1 (Cardiology) provider in 20 miles  
and 30 minutes

Micro areas...

1 (Cardiology) provider in 35 miles  
and 50 minutes

Rural areas...

1 (Cardiology) provider in 60 miles  
and 75 minutes

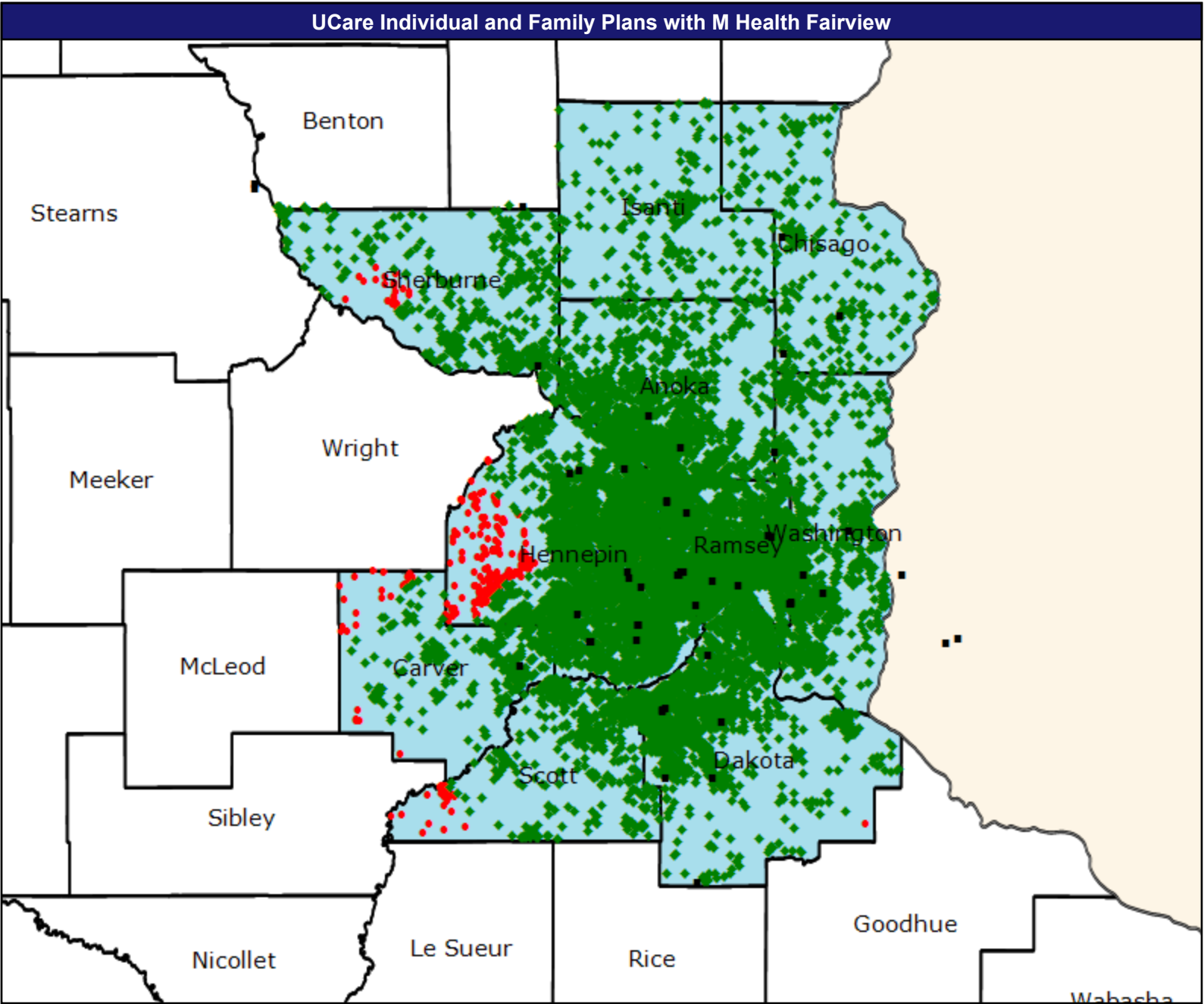
CEAC areas...

1 (Cardiology) provider in 85 miles  
and 95 minutes

Service Areas

■ MHFV IFP

16.20 miles



August 6, 2025

Access Analysis  
Access Analysis  
Potential Enrollee / Provider Groups  
Potential Enrollee  
Cardiology

[illegible]

Cardiothoracic Surgery

August 6, 2025

Cardiothoracic Surgery

25 providers at 37 locations

■ All providers

Access Analysis

Employee Group

Potential Enrollee

Provider Group

Cardiothoracic Surgery

14,238 potential enrollee locations

◆ With access (14,235)

● Without access (3)

The Access Standard is defined as (Potential Enrollee) potential enrollees accessing in:

Large Metro areas...

1 (Cardiothoracic Surgery) provider in 15 miles and 30 minutes

Metro areas...

1 (Cardiothoracic Surgery) provider in 40 miles and 60 minutes

Micro areas...

1 (Cardiothoracic Surgery) provider in 75 miles and 100 minutes

Rural areas...

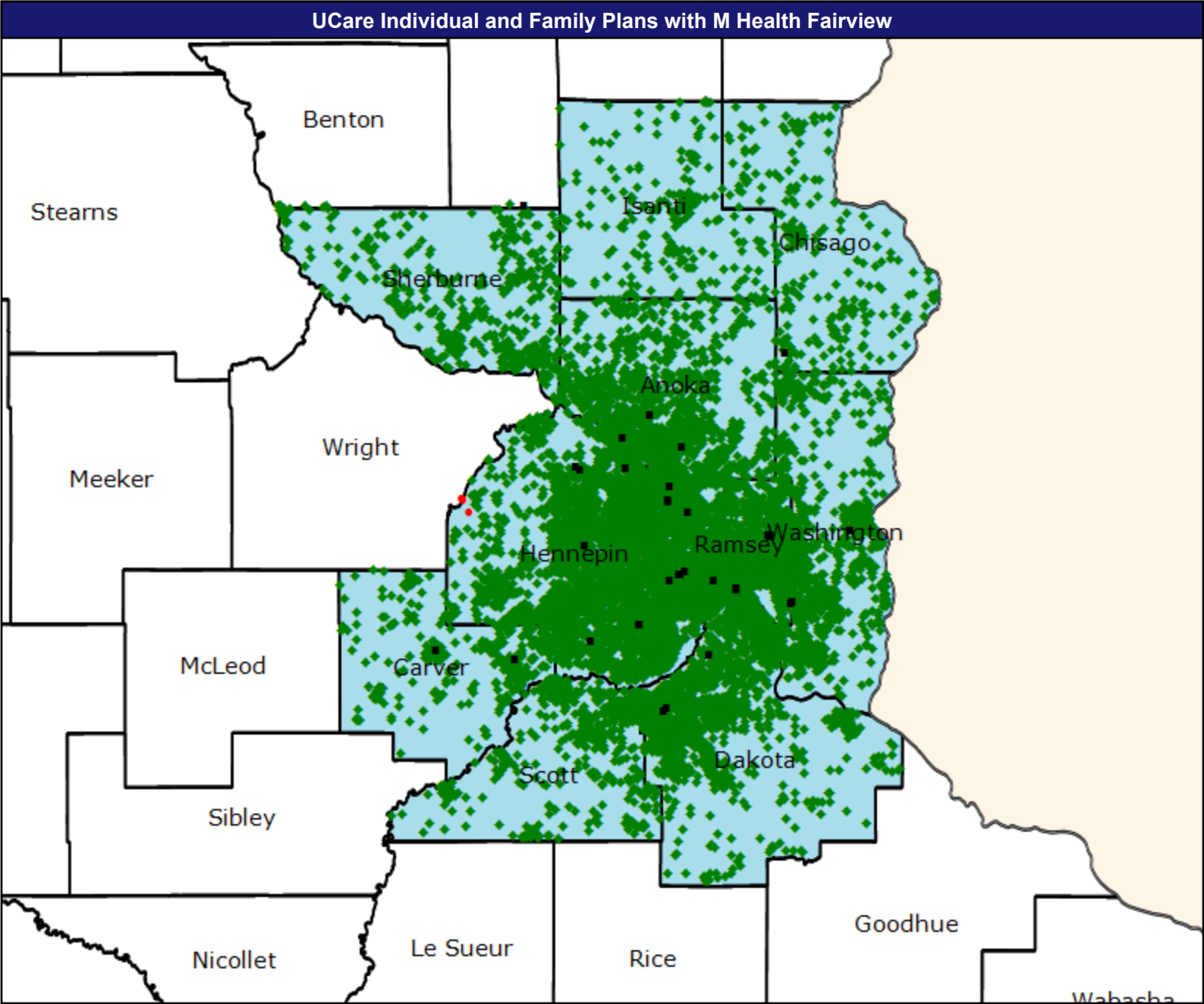
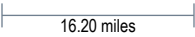
1 (Cardiothoracic Surgery) provider in 90 miles and 110 minutes

CEAC areas...

1 (Cardiothoracic Surgery) provider in 130 miles and 145 minutes

Service Areas

■ MHFV IFP





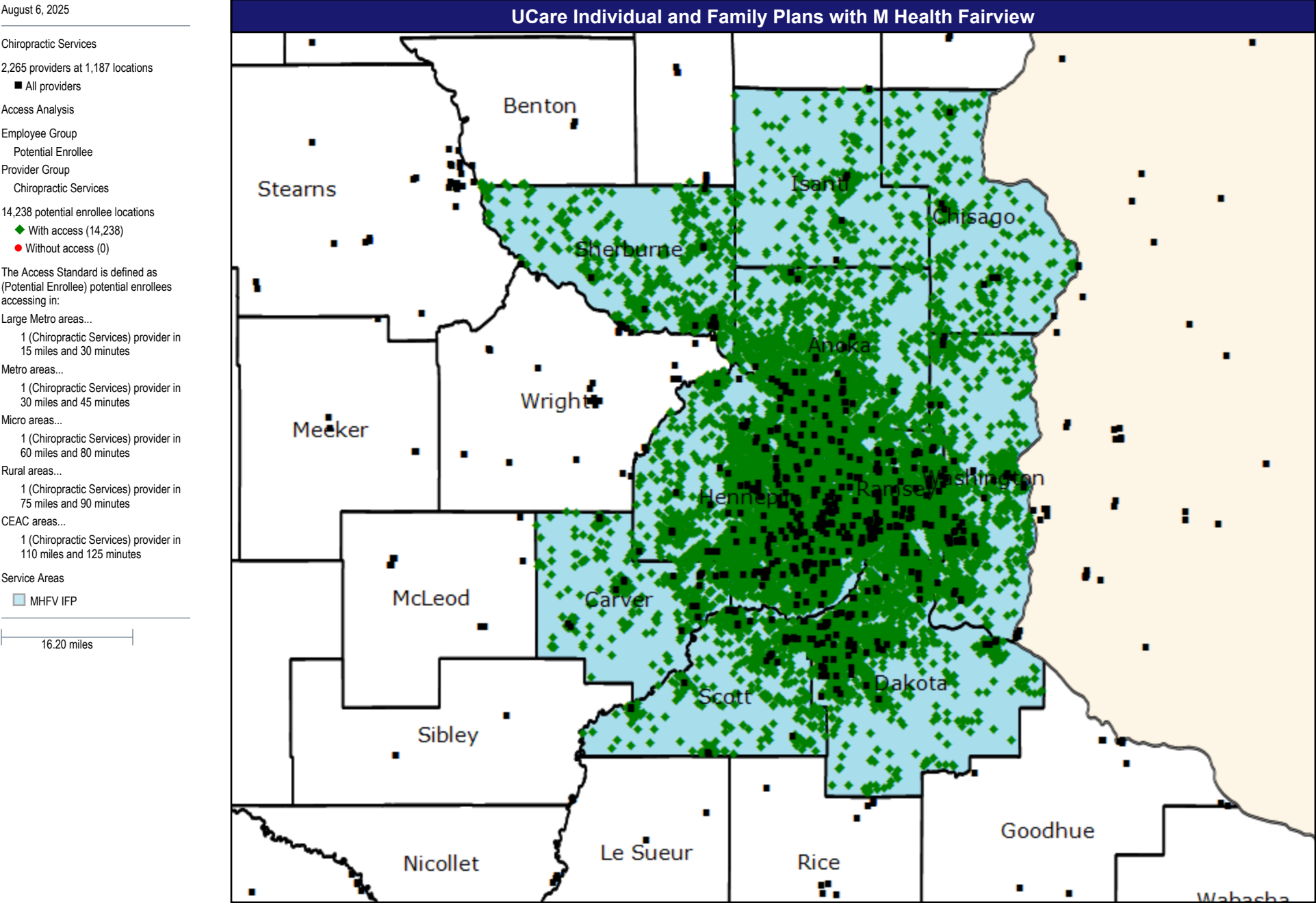
Access Detail By County - Cardiothoracic Surgery

August 6, 2025

Access Analysis  
Access Analysis  
Potential Enrollee / Provider Groups  
Potential Enrollee  
Cardiothoracic Surgery

All Eligibles											
State Name	County Class	County	Potential Enrollee	Provider		With Access		Without Access		Average Distance	Average Time
			#	Group	Standard	#	%	#	%	1	1
Minnesota	Large Metro	Hennepin	5,023	Cardiothoraci...	1 in 15 miles an...	5,020	99.9	3	0.1	4.1	6.2
		Ramsey	2,547	Cardiothoraci...	1 in 15 miles an...	2,547	100.0	0	0.0	2.9	4.7
	Metro	Anoka	1,761	Cardiothoraci...	1 in 40 miles an...	1,761	100.0	0	0.0	4.8	5.8
		Carver	400	Cardiothoraci...	1 in 40 miles an...	400	100.0	0	0.0	5.6	6.2
		Chisago	270	Cardiothoraci...	1 in 40 miles an...	270	100.0	0	0.0	14.7	16.0
		Dakota	1,846	Cardiothoraci...	1 in 40 miles an...	1,846	100.0	0	0.0	7.0	8.6
		Scott	612	Cardiothoraci...	1 in 40 miles an...	612	100.0	0	0.0	9.9	11.5
		Sherburne	505	Cardiothoraci...	1 in 40 miles an...	505	100.0	0	0.0	16.3	18.0
		Washington	1,042	Cardiothoraci...	1 in 40 miles an...	1,042	100.0	0	0.0	5.6	6.8
	Micro	Isanti	232	Cardiothoraci...	1 in 75 miles an...	232	100.0	0	0.0	17.1	18.7
	Grand Totals		7,570	Cardiothoraci...	1 in 15 miles an...	7,567	99.9	3	0.1	3.7	5.7
			6,436	Cardiothoraci...	1 in 40 miles an...	6,436	100.0	0	0.0	7.4	8.7
			232	Cardiothoraci...	1 in 75 miles an...	232	100.0	0	0.0	17.1	18.7

Chiropractic Services



Access Detail By County - Chiropractic Services

August 6, 2025

Access Analysis  
Access Analysis  
Potential Enrollee / Provider Groups  
Potential Enrollee  
Chiropractic Services

All Eligibles											
State Name	County Class	County	Potential Enrollee	Provider		With Access		Without Access		Average Distance	Average Time
			#	Group	Standard	#	%	#	%	1	1
Minnesota	Large Metro	Hennepin	5,023	Chiropractic...	1 in 15 miles an...	5,023	100.0	0	0.0	1.0	1.5
		Ramsey	2,547	Chiropractic...	1 in 15 miles an...	2,547	100.0	0	0.0	0.9	1.4
	Metro	Anoka	1,761	Chiropractic...	1 in 30 miles an...	1,761	100.0	0	0.0	1.9	2.4
		Carver	400	Chiropractic...	1 in 30 miles an...	400	100.0	0	0.0	1.9	2.1
		Chisago	270	Chiropractic...	1 in 30 miles an...	270	100.0	0	0.0	3.7	4.0
		Dakota	1,846	Chiropractic...	1 in 30 miles an...	1,846	100.0	0	0.0	1.5	1.8
		Scott	612	Chiropractic...	1 in 30 miles an...	612	100.0	0	0.0	1.7	1.9
		Sherburne	505	Chiropractic...	1 in 30 miles an...	505	100.0	0	0.0	3.1	3.4
		Washington	1,042	Chiropractic...	1 in 30 miles an...	1,042	100.0	0	0.0	1.9	2.2
	Micro	Isanti	232	Chiropractic...	1 in 60 miles an...	232	100.0	0	0.0	4.2	4.5
	Grand Totals		7,570	Chiropractic...	1 in 15 miles an...	7,570	100.0	0	0.0	1.0	1.5
			6,436	Chiropractic...	1 in 30 miles an...	6,436	100.0	0	0.0	1.9	2.3
			232	Chiropractic...	1 in 60 miles an...	232	100.0	0	0.0	4.2	4.5

## Colon and Rectal

August 6, 2025

Colon and Rectal

6 providers at 7 locations

■ All providers

Access Analysis

Employee Group

Potential Enrollee

Provider Group

Colon and Rectal

14,238 potential enrollee locations

◆ With access (13,118)

● Without access (1,120)

The Access Standard is defined as  
(Potential Enrollee) potential enrollees  
accessing in:

Large Metro areas...

1 (Colon and Rectal) provider in 10  
miles and 20 minutes

Metro areas...

1 (Colon and Rectal) provider in 30  
miles and 45 minutes

Micro areas...

1 (Colon and Rectal) provider in 45  
miles and 60 minutes

Rural areas...

1 (Colon and Rectal) provider in 60  
miles and 75 minutes

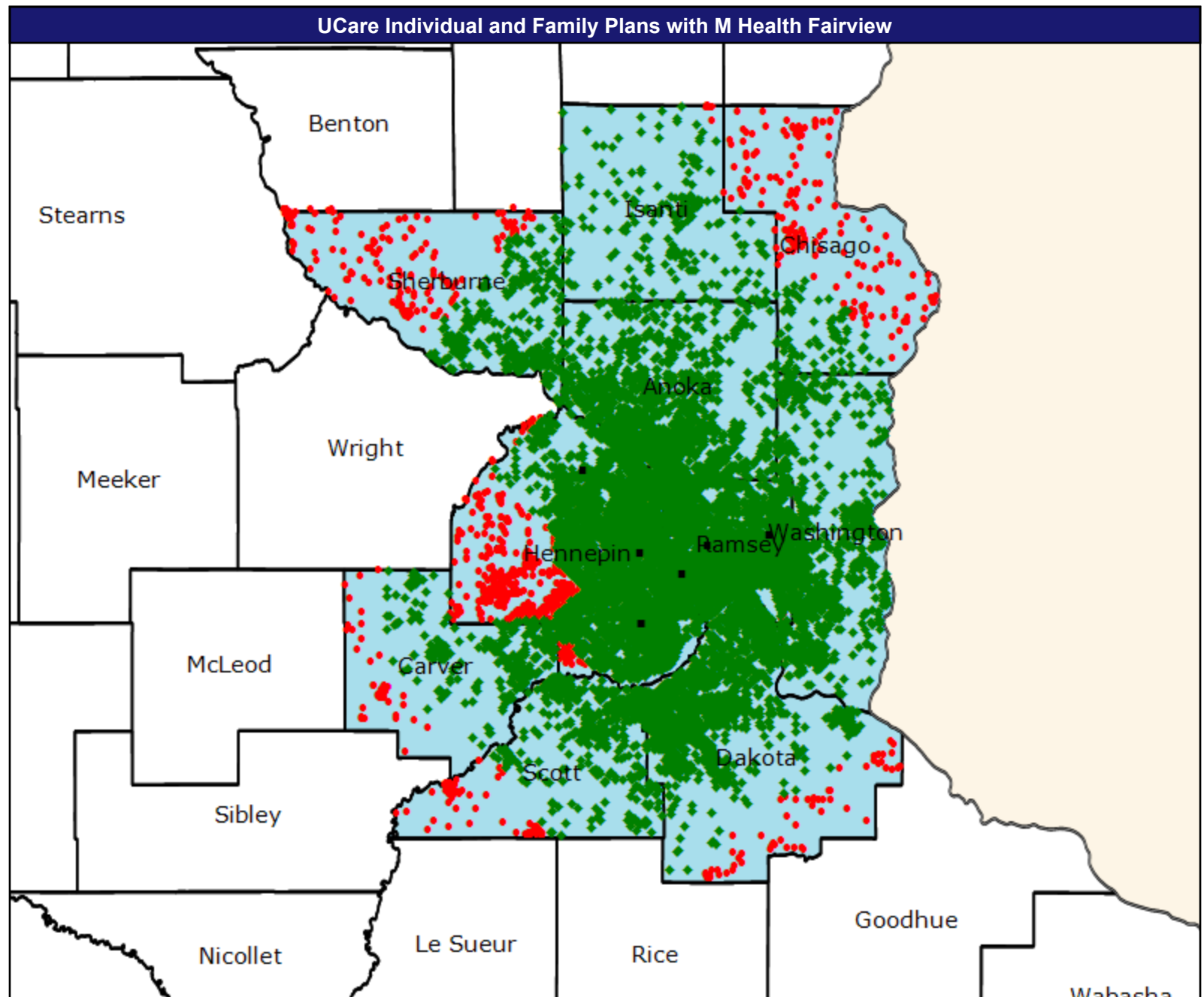
CEAC areas...

1 (Colon and Rectal) provider in 100  
miles and 110 minutes

Service Areas

■ MHFV IFP

16.20 miles



Access Detail By County - Colon and Rectal

August 6, 2025

Access Analysis

Access Analysis

Potential Enrollee / Provider Groups

Potential Enrollee

Colon and Rectal

All Eligibles											
State Name	County Class	County	Potential Enrollee	Provider		With Access		Without Access		Average Distance	Average Time
			#	Group	Standard	#	%	#	%	1	1
Minnesota	Large Metro	Hennepin	5,023	Colon and R...	1 in 10 miles an...	4,470	89.0	553	11.0	5.8	9.4
		Ramsey	2,547	Colon and R...	1 in 10 miles an...	2,544	99.9	3	0.1	5.1	7.8
	Metro	Anoka	1,761	Colon and R...	1 in 30 miles an...	1,761	100.0	0	0.0	12.5	16.2
		Carver	400	Colon and R...	1 in 30 miles an...	331	82.8	69	17.2	21.6	30.7
		Chisago	270	Colon and R...	1 in 30 miles an...	85	31.5	185	68.5	34.2	41.0
		Dakota	1,846	Colon and R...	1 in 30 miles an...	1,786	96.7	60	3.3	16.1	22.8
		Scott	612	Colon and R...	1 in 30 miles an...	540	88.2	72	11.8	18.6	26.6
		Sherburne	505	Colon and R...	1 in 30 miles an...	335	66.3	170	33.7	28.1	33.7
		Washington	1,042	Colon and R...	1 in 30 miles an...	1,042	100.0	0	0.0	13.3	16.7
	Micro	Isanti	232	Colon and R...	1 in 45 miles an...	224	96.6	8	3.4	33.7	40.4
	Grand Totals		7,570	Colon and R...	1 in 10 miles an...	7,014	92.7	556	7.3	5.6	8.9
			6,436	Colon and R...	1 in 30 miles an...	5,880	91.4	556	8.6	16.9	22.5
			232	Colon and R...	1 in 45 miles an...	224	96.6	8	3.4	33.7	40.4

## Critical Care Services – Intensive Care Units

August 6, 2025

Critical Care Services Intensive Care Units

13 providers at 8 locations

■ All providers

Access Analysis

Employee Group

Potential Enrollee

Provider Group

Critical Care Services Intensive Care Units

14,238 potential enrollee locations

◆ With access (11,984)

● Without access (2,254)

The Access Standard is defined as  
(Potential Enrollee) potential enrollees  
accessing in:

Large Metro areas...

1 (Critical Care Services Intensive  
Care Units) provider in 10 miles and  
20 minutes

Metro areas...

1 (Critical Care Services Intensive  
Care Units) provider in 30 miles and  
45 minutes

Micro areas...

1 (Critical Care Services Intensive  
Care Units) provider in 120 miles and  
160 minutes

Rural areas...

1 (Critical Care Services Intensive  
Care Units) provider in 120 miles and  
145 minutes

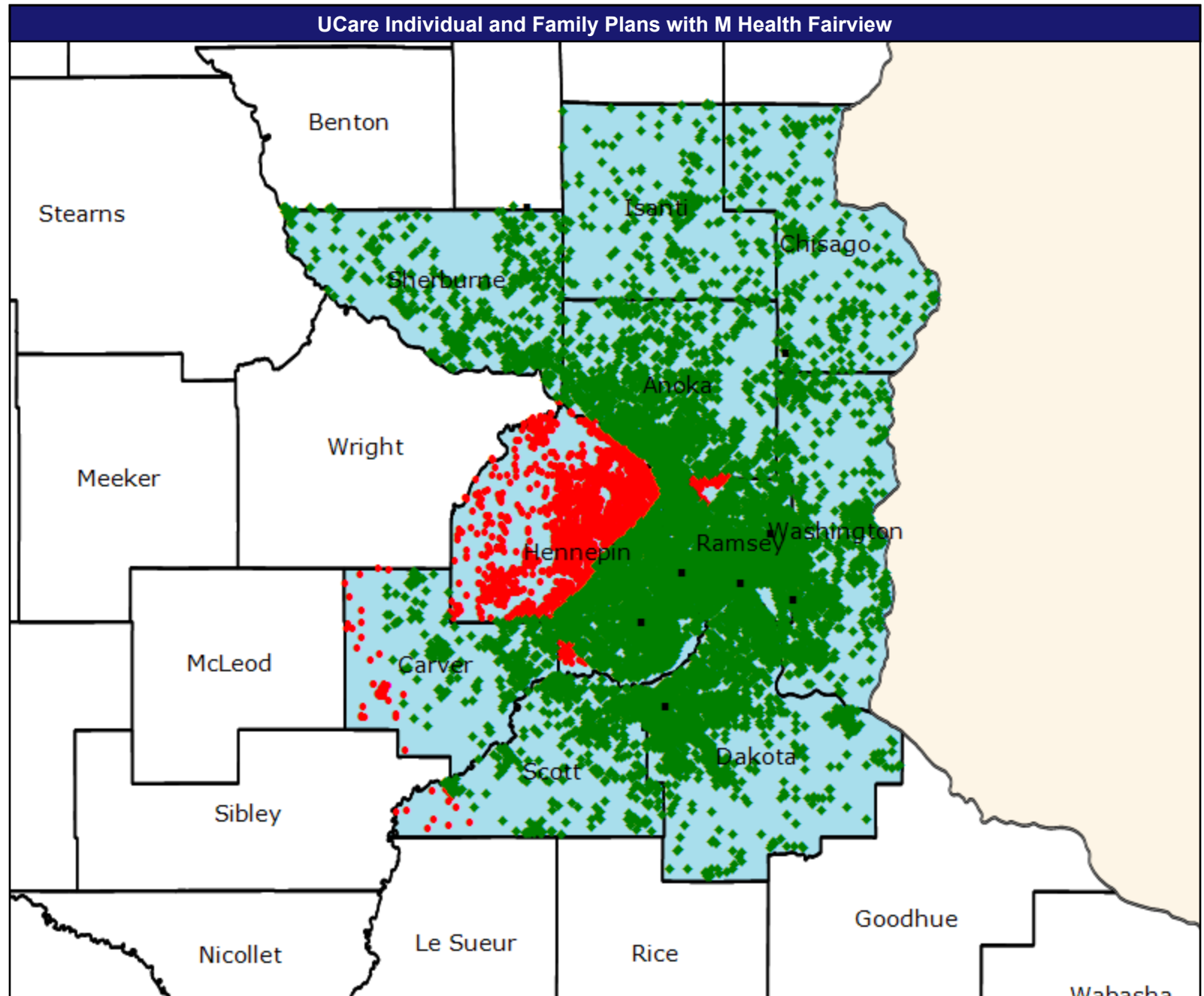
CEAC areas...

1 (Critical Care Services Intensive  
Care Units) provider in 140 miles and  
155 minutes

Service Areas

■ MHFV IFP

16.20 miles



## Access Detail By County - Critical Care Services – Intensive Care Units

Access Analysis  
Access Analysis  
Potential Enrollee / Provider Groups  
Potential Enrollee  
Critical Care Services Intensive  
Care Units

[illegible]

Dental Providers - Pediatric

August 6, 2025

Dental Providers - Pediatric

2,778 providers at 408 locations

■ All providers

Access Analysis

Employee Group

Potential Enrollee

Provider Group

Dental Providers - Pediatric

14,238 potential enrollee locations

◆ With access (14,238)

● Without access (0)

The Access Standard is defined as (Potential Enrollee) potential enrollees accessing in:

Large Metro areas...

1 (Dental Providers - Pediatric) provider in 15 miles and 30 minutes

Metro areas...

1 (Dental Providers - Pediatric) provider in 30 miles and 45 minutes

Micro areas...

1 (Dental Providers - Pediatric) provider in 60 miles and 80 minutes

Rural areas...

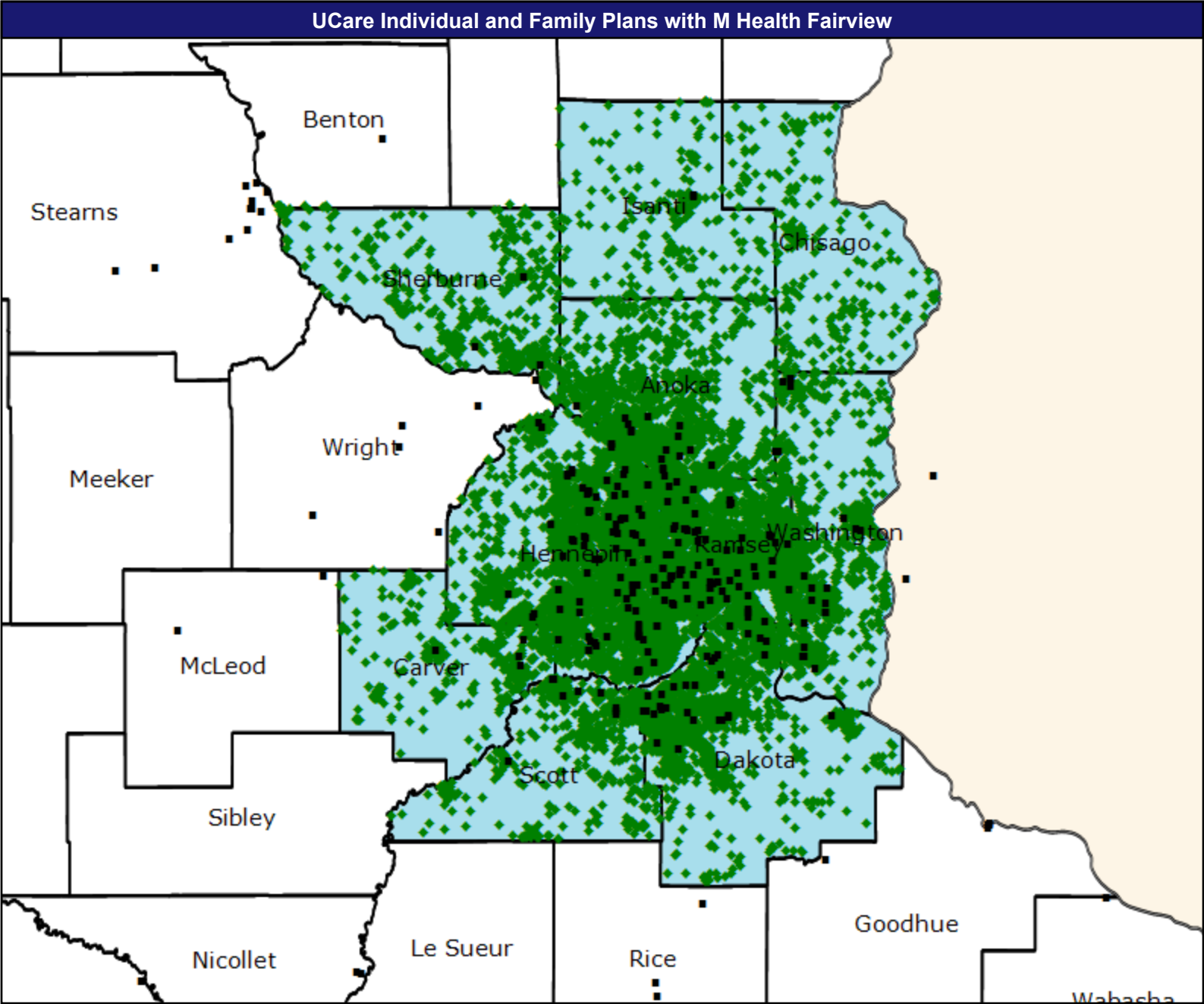
1 (Dental Providers - Pediatric) provider in 75 miles and 90 minutes

CEAC areas...

1 (Dental Providers - Pediatric) provider in 110 miles and 125 minutes

Service Areas

■ MHFV IFP





Access Detail By County - Dental Providers - Pediatric

August 6, 2025

Access Analysis

Access Analysis

Potential Enrollee / Provider Groups

Potential Enrollee

Dental Providers - Pediatric

All Eligibles											
State Name	County Class	County	Potential Enrollee	Provider		With Access		Without Access		Average Distance	Average Time
			#	Group	Standard	#	%	#	%	1	1
Minnesota	Large Metro	Hennepin	5,023	Dental Provid...	1 in 15 miles an...	5,023	100.0	0	0.0	1.4	2.1
		Ramsey	2,547	Dental Provid...	1 in 15 miles an...	2,547	100.0	0	0.0	1.2	1.9
	Metro	Anoka	1,761	Dental Provid...	1 in 30 miles an...	1,761	100.0	0	0.0	3.2	3.8
		Carver	400	Dental Provid...	1 in 30 miles an...	400	100.0	0	0.0	4.5	5.0
		Chisago	270	Dental Provid...	1 in 30 miles an...	270	100.0	0	0.0	13.2	14.3
		Dakota	1,846	Dental Provid...	1 in 30 miles an...	1,846	100.0	0	0.0	2.1	2.6
		Scott	612	Dental Provid...	1 in 30 miles an...	612	100.0	0	0.0	4.2	4.7
		Sherburne	505	Dental Provid...	1 in 30 miles an...	505	100.0	0	0.0	5.4	5.8
		Washington	1,042	Dental Provid...	1 in 30 miles an...	1,042	100.0	0	0.0	2.5	2.9
	Micro	Isanti	232	Dental Provid...	1 in 60 miles an...	232	100.0	0	0.0	7.7	8.4
	Grand Totals		7,570	Dental Provid...	1 in 15 miles an...	7,570	100.0	0	0.0	1.3	2.0
			6,436	Dental Provid...	1 in 30 miles an...	6,436	100.0	0	0.0	3.5	4.1
			232	Dental Provid...	1 in 60 miles an...	232	100.0	0	0.0	7.7	8.4

Dermatology

August 6, 2025

Dermatology

34 providers at 65 locations

■ All providers

Access Analysis

Employee Group

Potential Enrollee

Provider Group

Dermatology

14,238 potential enrollee locations

◆ With access (14,116)

● Without access (122)

The Access Standard is defined as (Potential Enrollee) potential enrollees accessing in:

Large Metro areas...

1 (Dermatology) provider in 10 miles and 20 minutes

Metro areas...

1 (Dermatology) provider in 30 miles and 45 minutes

Micro areas...

1 (Dermatology) provider in 45 miles and 60 minutes

Rural areas...

1 (Dermatology) provider in 60 miles and 75 minutes

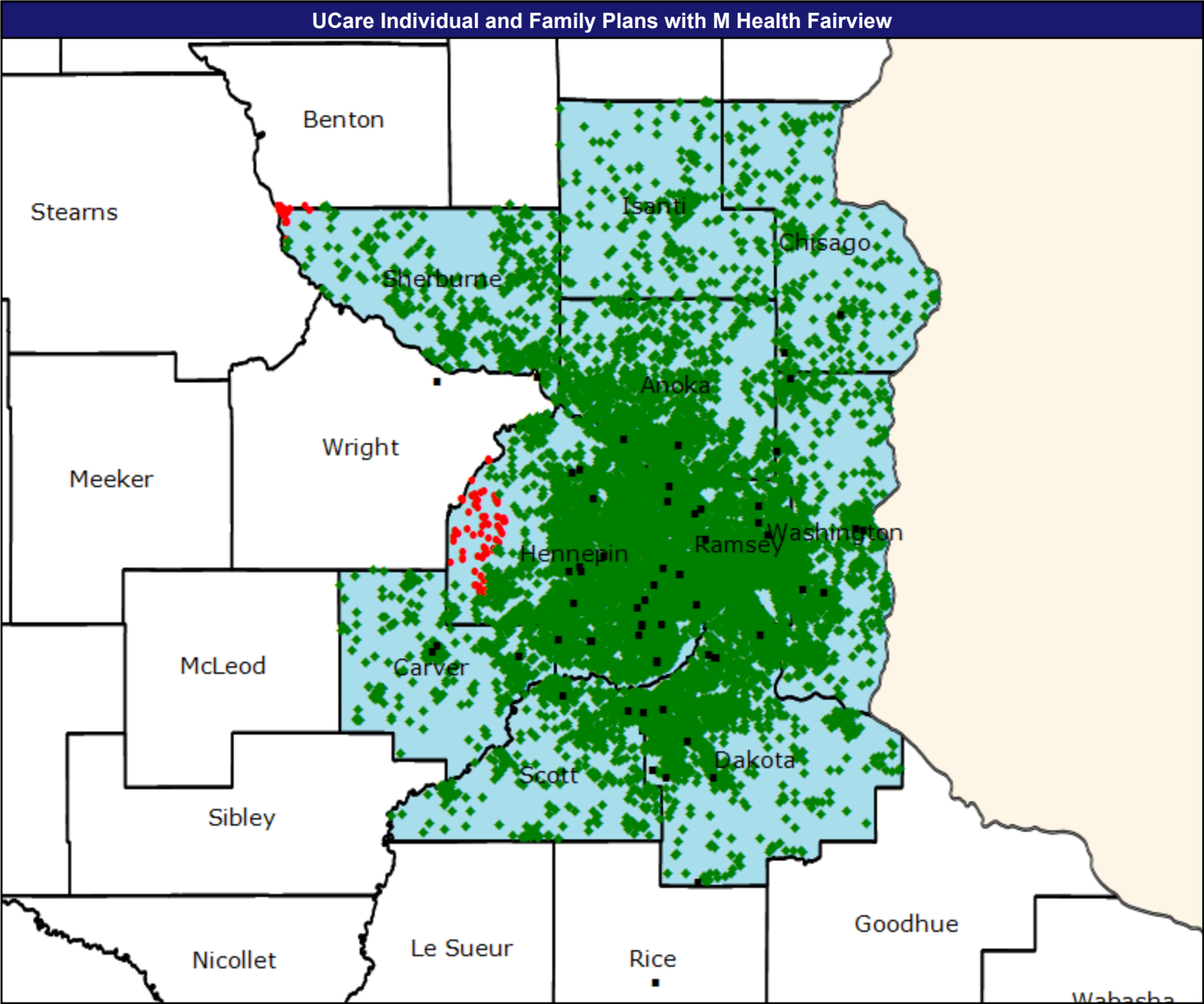
CEAC areas...

1 (Dermatology) provider in 100 miles and 110 minutes

Service Areas

■ MHFV IFP

16.20 miles



Access Detail By County - Dermatology

August 6, 2025

Access Analysis

Access Analysis

Potential Enrollee / Provider Groups

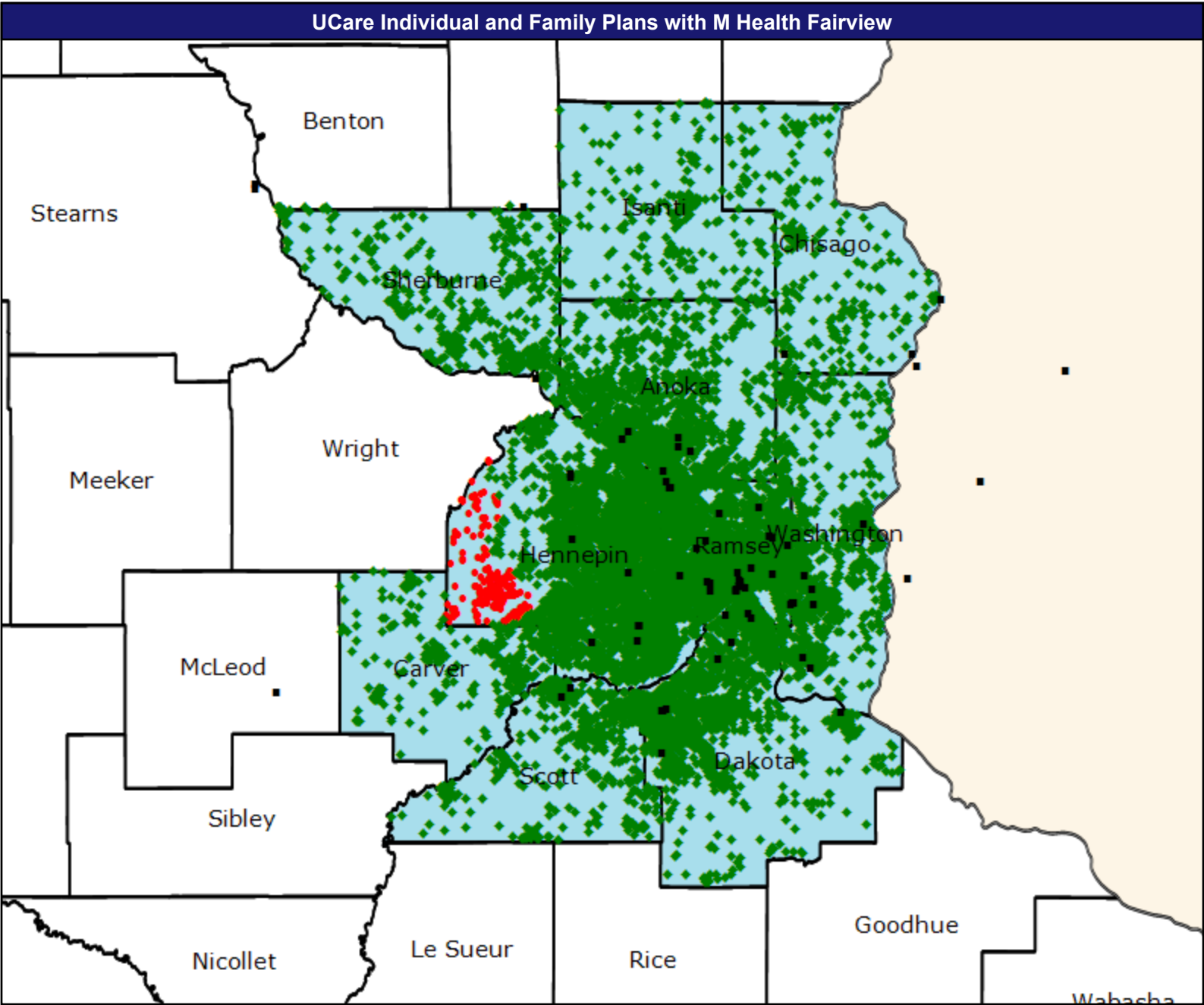

Potential Enrollee

Dermatology

All Eligibles											
State Name	County Class	County	Potential Enrollee	Provider		With Access		Without Access		Average Distance	Average Time
			#	Group	Standard	#	%	#	%	1	1
Minnesota	Large Metro	Hennepin	5,023	Dermatology	1 in 10 miles an...	4,928	98.1	95	1.9	3.0	4.5
		Ramsey	2,547	Dermatology	1 in 10 miles an...	2,547	100.0	0	0.0	3.6	5.8
	Metro	Anoka	1,761	Dermatology	1 in 30 miles an...	1,761	100.0	0	0.0	4.9	6.3
		Carver	400	Dermatology	1 in 30 miles an...	400	100.0	0	0.0	5.2	5.7
		Chisago	270	Dermatology	1 in 30 miles an...	270	100.0	0	0.0	11.1	12.1
		Dakota	1,846	Dermatology	1 in 30 miles an...	1,846	100.0	0	0.0	4.4	5.3
		Scott	612	Dermatology	1 in 30 miles an...	612	100.0	0	0.0	6.1	6.7
		Sherburne	505	Dermatology	1 in 30 miles an...	478	94.7	27	5.3	11.8	12.8
		Washington	1,042	Dermatology	1 in 30 miles an...	1,042	100.0	0	0.0	4.0	4.9
	Micro	Isanti	232	Dermatology	1 in 45 miles an...	232	100.0	0	0.0	23.7	26.0
	Grand Totals		7,570	Dermatology	1 in 10 miles an...	7,475	98.7	95	1.3	3.2	5.0
			6,436	Dermatology	1 in 30 miles an...	6,409	99.6	27	0.4	5.5	6.6
			232	Dermatology	1 in 45 miles an...	232	100.0	0	0.0	23.7	26.0

Diagnostic Radiology

- August 6, 2025
- Diagnostic Radiology
- 97 providers at 81 locations
- All providers
- Access Analysis
- Employee Group
- Potential Enrollee
- Provider Group
- Diagnostic Radiology
- 14,238 potential enrollee locations
- ◆ With access (13,999)
  - Without access (239)
- The Access Standard is defined as (Potential Enrollee) potential enrollees accessing in:
- Large Metro areas...
- 1 (Diagnostic Radiology) provider in 10 miles and 20 minutes
- Metro areas...
- 1 (Diagnostic Radiology) provider in 30 miles and 45 minutes
- Micro areas...
- 1 (Diagnostic Radiology) provider in 60 miles and 80 minutes
- Rural areas...
- 1 (Diagnostic Radiology) provider in 60 miles and 75 minutes
- CEAC areas...
- 1 (Diagnostic Radiology) provider in 100 miles and 110 minutes
- Service Areas
- MHFV IFP



Access Detail By County - Diagnostic Radiology

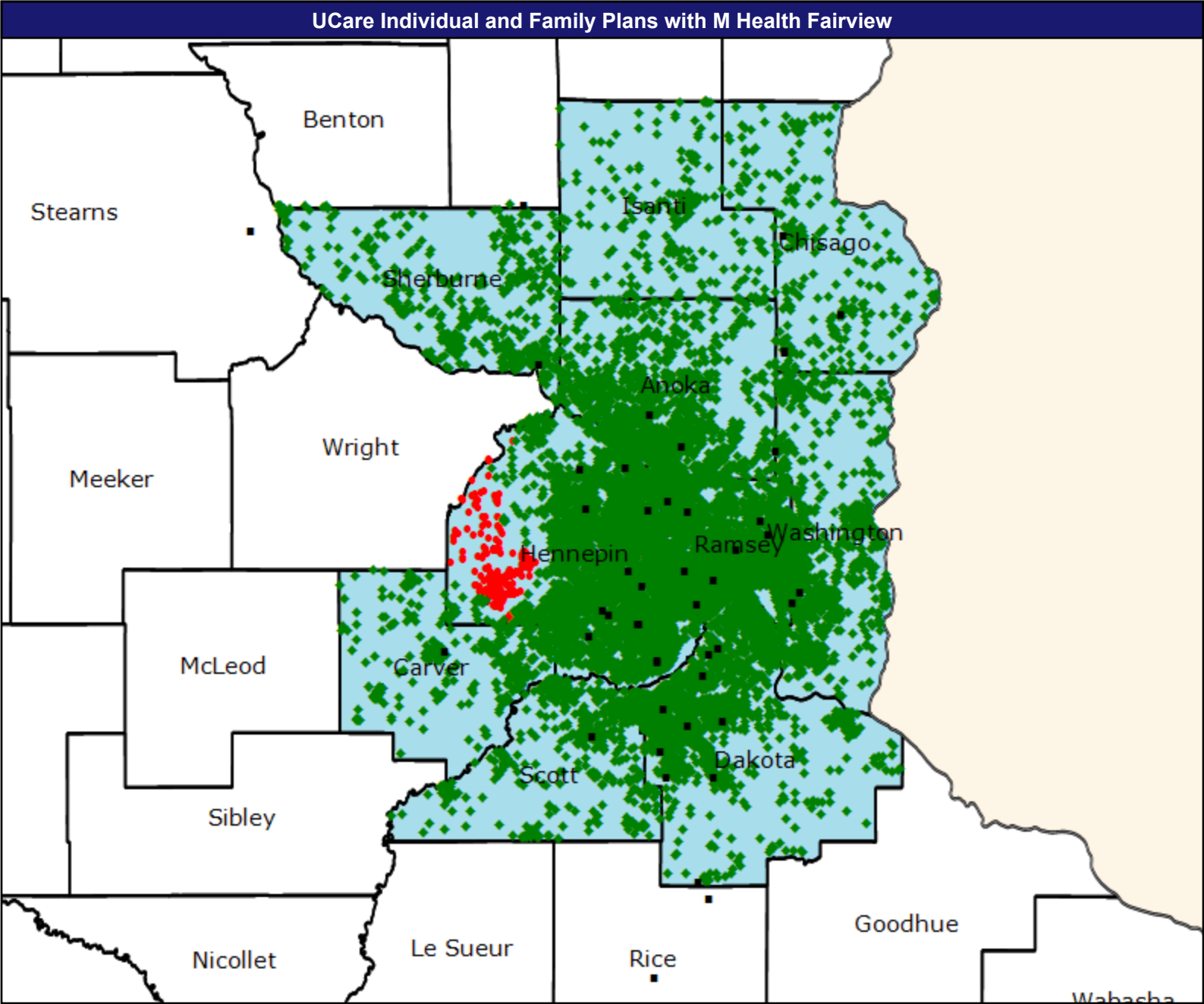
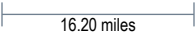
August 6, 2025

Access Analysis  
Access Analysis  
Potential Enrollee / Provider Groups  
Potential Enrollee  
Diagnostic Radiology

All Eligibles											
State Name	County Class	County	Potential Enrollee	Provider		With Access		Without Access		Average Distance	Average Time
			#	Group	Standard	#	%	#	%	1	1
Minnesota	Large Metro	Hennepin	5,023	Diagnostic R...	1 in 10 miles an...	4,784	95.2	239	4.8	4.2	6.4
		Ramsey	2,547	Diagnostic R...	1 in 10 miles an...	2,547	100.0	0	0.0	1.8	2.8
	Metro	Anoka	1,761	Diagnostic R...	1 in 30 miles an...	1,761	100.0	0	0.0	4.6	5.9
		Carver	400	Diagnostic R...	1 in 30 miles an...	400	100.0	0	0.0	11.5	13.2
		Chisago	270	Diagnostic R...	1 in 30 miles an...	270	100.0	0	0.0	12.7	13.8
		Dakota	1,846	Diagnostic R...	1 in 30 miles an...	1,846	100.0	0	0.0	4.2	5.1
		Scott	612	Diagnostic R...	1 in 30 miles an...	612	100.0	0	0.0	7.6	8.4
		Sherburne	505	Diagnostic R...	1 in 30 miles an...	505	100.0	0	0.0	9.7	10.6
		Washington	1,042	Diagnostic R...	1 in 30 miles an...	1,042	100.0	0	0.0	3.5	4.1
	Micro	Isanti	232	Diagnostic R...	1 in 60 miles an...	232	100.0	0	0.0	17.3	18.9
	Grand Totals		7,570	Diagnostic R...	1 in 10 miles an...	7,331	96.8	239	3.2	3.4	5.2
			6,436	Diagnostic R...	1 in 30 miles an...	6,436	100.0	0	0.0	5.8	6.8
			232	Diagnostic R...	1 in 60 miles an...	232	100.0	0	0.0	17.3	18.9

Emergency Medicine

- August 6, 2025
- Emergency Medicine
- 51 providers at 50 locations
- All providers
- Access Analysis
- Employee Group
- Potential Enrollee
- Provider Group
- Emergency Medicine
- 14,238 potential enrollee locations
- ◆ With access (14,003)
- Without access (235)
- The Access Standard is defined as (Potential Enrollee) potential enrollees accessing in:
- Large Metro areas...
- 1 (Emergency Medicine) provider in 10 miles and 20 minutes
- Metro areas...
- 1 (Emergency Medicine) provider in 30 miles and 45 minutes
- Micro areas...
- 1 (Emergency Medicine) provider in 60 miles and 80 minutes
- Rural areas...
- 1 (Emergency Medicine) provider in 60 miles and 75 minutes
- CEAC areas...
- 1 (Emergency Medicine) provider in 100 miles and 110 minutes
- Service Areas
- MHFV IFP



Access Detail By County - Emergency Medicine

August 6, 2025

Access Analysis

Access Analysis

Potential Enrollee / Provider Groups

Potential Enrollee

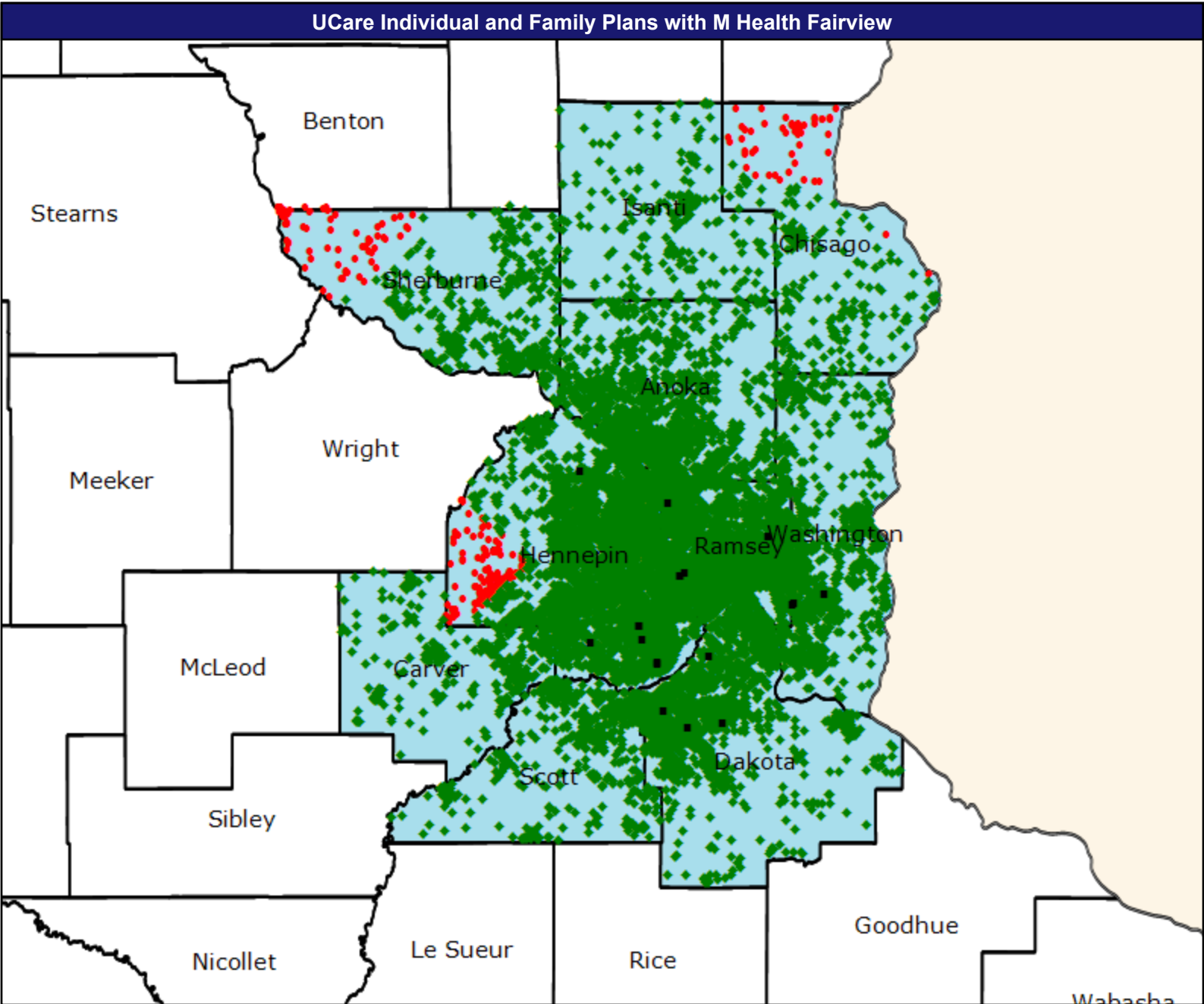

Emergency Medicine

All Eligibles											
State Name	County Class	County	Potential Enrollee	Provider		With Access		Without Access		Average Distance	Average Time
			#	Group	Standard	#	%	#	%	1	1
Minnesota	Large Metro	Hennepin	5,023	Emergency...	1 in 10 miles an...	4,788	95.3	235	4.7	3.7	5.8
		Ramsey	2,547	Emergency...	1 in 10 miles an...	2,547	100.0	0	0.0	2.9	4.5
	Metro	Anoka	1,761	Emergency...	1 in 30 miles an...	1,761	100.0	0	0.0	4.7	5.7
		Carver	400	Emergency...	1 in 30 miles an...	400	100.0	0	0.0	8.2	9.2
		Chisago	270	Emergency...	1 in 30 miles an...	270	100.0	0	0.0	6.3	6.8
		Dakota	1,846	Emergency...	1 in 30 miles an...	1,846	100.0	0	0.0	4.1	5.0
		Scott	612	Emergency...	1 in 30 miles an...	612	100.0	0	0.0	7.2	8.1
		Sherburne	505	Emergency...	1 in 30 miles an...	505	100.0	0	0.0	8.7	9.4
		Washington	1,042	Emergency...	1 in 30 miles an...	1,042	100.0	0	0.0	6.6	8.1
	Micro	Isanti	232	Emergency...	1 in 60 miles an...	232	100.0	0	0.0	13.7	14.9
	Grand Totals		7,570	Emergency...	1 in 10 miles an...	7,335	96.9	235	3.1	3.5	5.4
			6,436	Emergency...	1 in 30 miles an...	6,436	100.0	0	0.0	5.7	6.7
			232	Emergency...	1 in 60 miles an...	232	100.0	0	0.0	13.7	14.9

Endocrinology

August 6, 2025

- Endocrinology
- 18 providers at 19 locations
- All providers
- Access Analysis
- Employee Group
- Potential Enrollee
- Provider Group
- Endocrinology
- 14,238 potential enrollee locations
- ◆ With access (13,947)
- Without access (291)
- The Access Standard is defined as (Potential Enrollee) potential enrollees accessing in:
- Large Metro areas...
- 1 (Endocrinology) provider in 15 miles and 30 minutes
- Metro areas...
- 1 (Endocrinology) provider in 40 miles and 60 minutes
- Micro areas...
- 1 (Endocrinology) provider in 75 miles and 100 minutes
- Rural areas...
- 1 (Endocrinology) provider in 90 miles and 110 minutes
- CEAC areas...
- 1 (Endocrinology) provider in 130 miles and 145 minutes
- Service Areas
- MHFV IFP





August 6, 2025

Access Analysis

Access Analysis

Potential Enrollee / Provider Groups

Potential Enrollee

Endocrinology

All Eligibles														
	State Name	County Class	County	Potential Enrollee	Provider		With Access		Without Access		Average Distance	Average Time		
				#	Group	Standard	#	%	#	%	1	1		
Minnesota	Large Metro	Hennepin	Hennepin	5,023	Endocrinology	1 in 15 miles an...	4,861	96.8	162	3.2	5.5	8.6		
			Ramsey	2,547	Endocrinology	1 in 15 miles an...	2,547	100.0	0	0.0	4.8	7.7		
		Metro	Anoka	1,761	Endocrinology	1 in 40 miles an...	1,761	100.0	0	0.0	10.0	14.0		
			Carver	400	Endocrinology	1 in 40 miles an...	400	100.0	0	0.0	15.9	19.3		
			Chisago	270	Endocrinology	1 in 40 miles an...	217	80.4	53	19.6	34.0	40.9		
			Dakota	1,846	Endocrinology	1 in 40 miles an...	1,846	100.0	0	0.0	5.3	6.4		
			Scott	612	Endocrinology	1 in 40 miles an...	612	100.0	0	0.0	12.3	14.9		
			Sherburne	505	Endocrinology	1 in 40 miles an...	429	85.0	76	15.0	28.1	33.7		
		Micro	Washington	1,042	Endocrinology	1 in 40 miles an...	1,042	100.0	0	0.0	8.4	10.4		
			Isanti	232	Endocrinology	1 in 75 miles an...	232	100.0	0	0.0	32.5	40.5		
	Grand Totals			7,570	Endocrinology	1 in 15 miles an...	7,408	97.9	162	2.1	5.3	8.3		
				6,436	Endocrinology	1 in 40 miles an...	6,307	98.0	129	2.0	11.4	14.3		
				232	Endocrinology	1 in 75 miles an...	232	100.0	0	0.0	32.5	40.5		

ENT/Otolaryngology

August 6, 2025

ENT/Otolaryngology

30 providers at 46 locations

■ All providers

Access Analysis

Employee Group

Potential Enrollee

Provider Group

ENT/Otolaryngology

14,238 potential enrollee locations

◆ With access (14,122)

● Without access (116)

The Access Standard is defined as (Potential Enrollee) potential enrollees accessing in:

Large Metro areas...

1 (ENT/Otolaryngology) provider in 15 miles and 30 minutes

Metro areas...

1 (ENT/Otolaryngology) provider in 30 miles and 45 minutes

Micro areas...

1 (ENT/Otolaryngology) provider in 60 miles and 80 minutes

Rural areas...

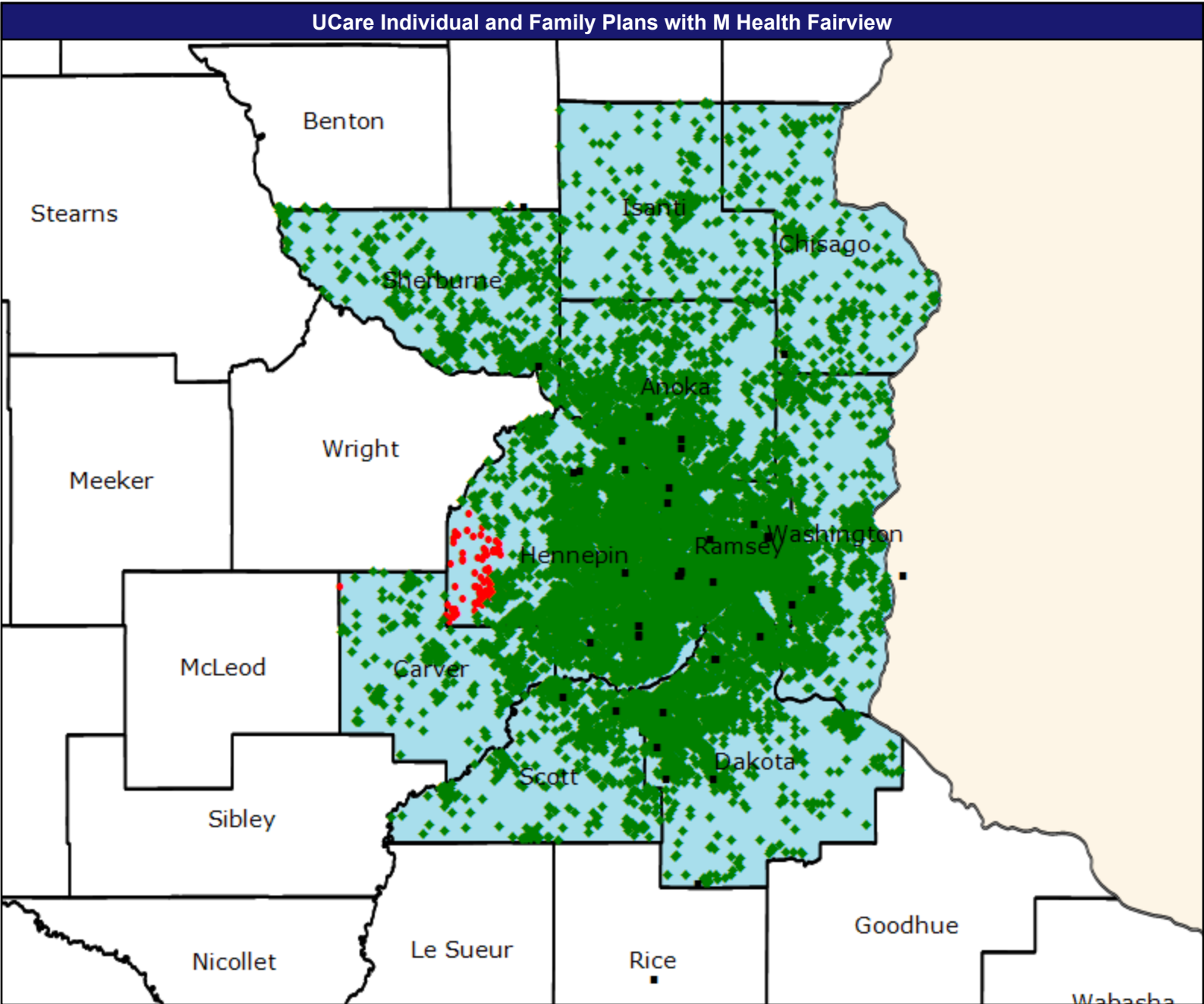
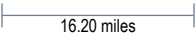
1 (ENT/Otolaryngology) provider in 75 miles and 90 minutes

CEAC areas...

1 (ENT/Otolaryngology) provider in 110 miles and 125 minutes

Service Areas

■ MHFV IFP



Access Detail By County - ENT/Otolaryngology

August 6, 2025

Access Analysis

Access Analysis

Potential Enrollee / Provider Groups

Potential Enrollee

ENT/Otolaryngology

All Eligibles											
State Name	County Class	County	Potential Enrollee	Provider		With Access		Without Access		Average Distance	Average Time
			#	Group	Standard	#	%	#	%	1	1
Minnesota	Large Metro	Hennepin	5,023	ENT/Otolaryn...	1 in 15 miles an...	4,908	97.7	115	2.3	4.6	7.3
		Ramsey	2,547	ENT/Otolaryn...	1 in 15 miles an...	2,547	100.0	0	0.0	3.2	5.2
	Metro	Anoka	1,761	ENT/Otolaryn...	1 in 30 miles an...	1,761	100.0	0	0.0	4.4	5.4
		Carver	400	ENT/Otolaryn...	1 in 30 miles an...	399	99.8	1	0.2	13.5	15.5
		Chisago	270	ENT/Otolaryn...	1 in 30 miles an...	270	100.0	0	0.0	14.7	16.0
		Dakota	1,846	ENT/Otolaryn...	1 in 30 miles an...	1,846	100.0	0	0.0	4.8	5.9
		Scott	612	ENT/Otolaryn...	1 in 30 miles an...	612	100.0	0	0.0	6.5	7.3
		Sherburne	505	ENT/Otolaryn...	1 in 30 miles an...	505	100.0	0	0.0	10.8	11.7
		Washington	1,042	ENT/Otolaryn...	1 in 30 miles an...	1,042	100.0	0	0.0	6.4	7.6
	Micro	Isanti	232	ENT/Otolaryn...	1 in 60 miles an...	232	100.0	0	0.0	17.1	18.6
	Grand Totals		7,570	ENT/Otolaryn...	1 in 15 miles an...	7,455	98.5	115	1.5	4.2	6.6
			6,436	ENT/Otolaryn...	1 in 30 miles an...	6,435	99.9	1	0.1	6.5	7.7
			232	ENT/Otolaryn...	1 in 60 miles an...	232	100.0	0	0.0	17.1	18.6

© 2025 Quest Analytics, LLC.

Gastroenterology

August 6, 2025

Gastroenterology

13 providers at 26 locations

■ All providers

Access Analysis

Employee Group

Potential Enrollee

Provider Group

Gastroenterology

14,238 potential enrollee locations

◆ With access (14,074)

● Without access (164)

The Access Standard is defined as (Potential Enrollee) potential enrollees accessing in:

Large Metro areas...

1 (Gastroenterology) provider in 10 miles and 20 minutes

Metro areas...

1 (Gastroenterology) provider in 30 miles and 45 minutes

Micro areas...

1 (Gastroenterology) provider in 45 miles and 60 minutes

Rural areas...

1 (Gastroenterology) provider in 60 miles and 75 minutes

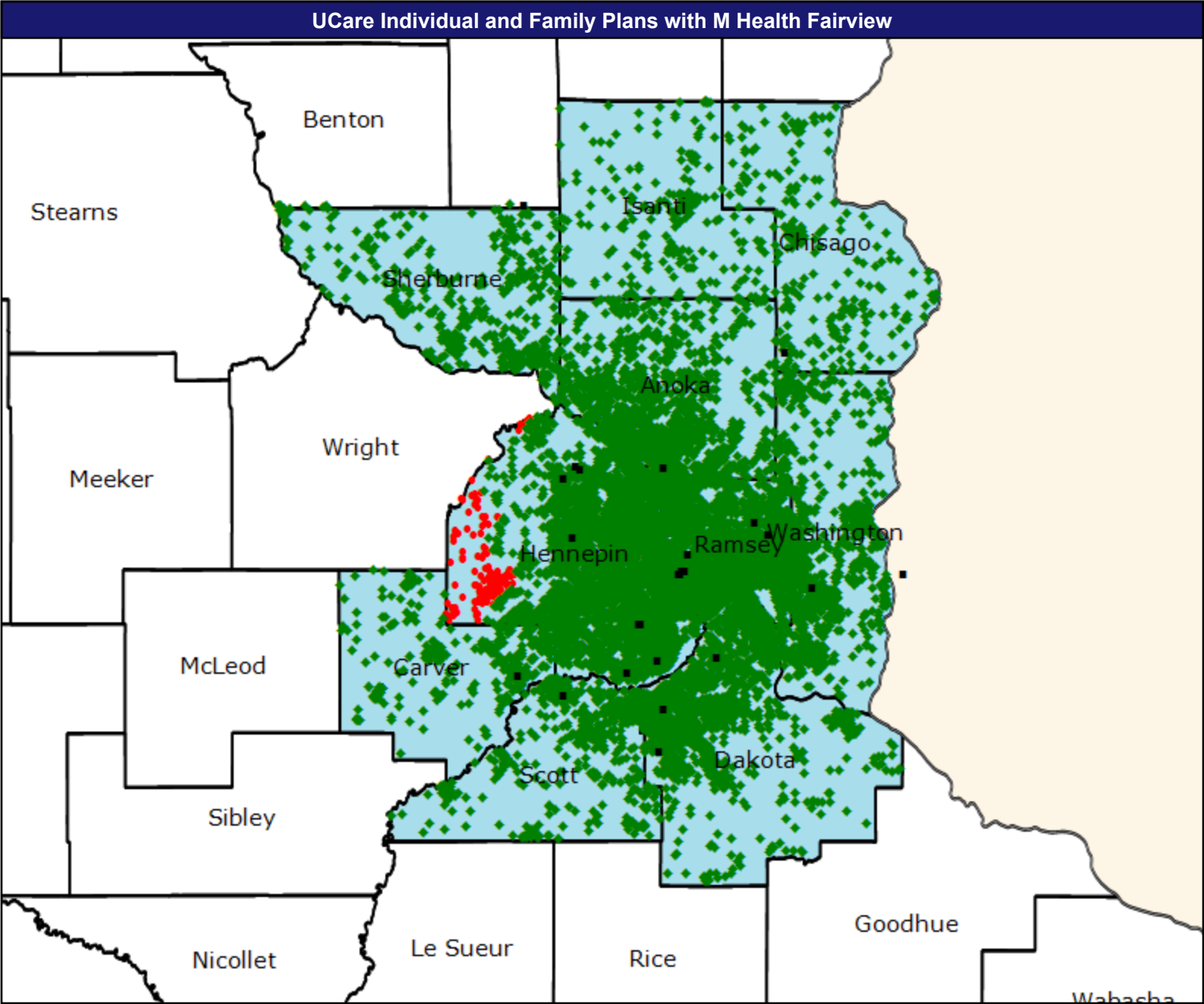
CEAC areas...

1 (Gastroenterology) provider in 100 miles and 110 minutes

Service Areas

■ MHFV IFP

16.20 miles



Access Detail By County - Gastroenterology

August 6, 2025

Access Analysis  
Access Analysis  
Potential Enrollee / Provider Groups  
Potential Enrollee  
Gastroenterology

All Eligibles											
State Name	County Class	County	Potential Enrollee	Provider		With Access		Without Access		Average Distance	Average Time
			#	Group	Standard	#	%	#	%	1	1
Minnesota	Large Metro	Hennepin	5,023	Gastroenterol...	1 in 10 miles an...	4,859	96.7	164	3.3	4.7	7.1
		Ramsey	2,547	Gastroenterol...	1 in 10 miles an...	2,547	100.0	0	0.0	4.8	7.7
	Metro	Anoka	1,761	Gastroenterol...	1 in 30 miles an...	1,761	100.0	0	0.0	7.8	9.7
		Carver	400	Gastroenterol...	1 in 30 miles an...	400	100.0	0	0.0	9.6	10.6
		Chisago	270	Gastroenterol...	1 in 30 miles an...	270	100.0	0	0.0	14.7	16.0
		Dakota	1,846	Gastroenterol...	1 in 30 miles an...	1,846	100.0	0	0.0	6.6	8.2
		Scott	612	Gastroenterol...	1 in 30 miles an...	612	100.0	0	0.0	7.1	7.9
		Sherburne	505	Gastroenterol...	1 in 30 miles an...	505	100.0	0	0.0	16.3	18.0
		Washington	1,042	Gastroenterol...	1 in 30 miles an...	1,042	100.0	0	0.0	6.9	8.2
	Micro	Isanti	232	Gastroenterol...	1 in 45 miles an...	232	100.0	0	0.0	17.4	18.9
	Grand Totals		7,570	Gastroenterol...	1 in 10 miles an...	7,406	97.8	164	2.2	4.7	7.3
			6,436	Gastroenterol...	1 in 30 miles an...	6,436	100.0	0	0.0	8.3	9.8
			232	Gastroenterol...	1 in 45 miles an...	232	100.0	0	0.0	17.4	18.9

General Surgery

August 6, 2025

General Surgery

67 providers at 123 locations

■ All providers

Access Analysis

Employee Group

Potential Enrollee

Provider Group

General Surgery

14,238 potential enrollee locations

◆ With access (14,123)

● Without access (115)

The Access Standard is defined as (Potential Enrollee) potential enrollees accessing in:

Large Metro areas...

1 (General Surgery) provider in 10 miles and 20 minutes

Metro areas...

1 (General Surgery) provider in 20 miles and 30 minutes

Micro areas...

1 (General Surgery) provider in 35 miles and 50 minutes

Rural areas...

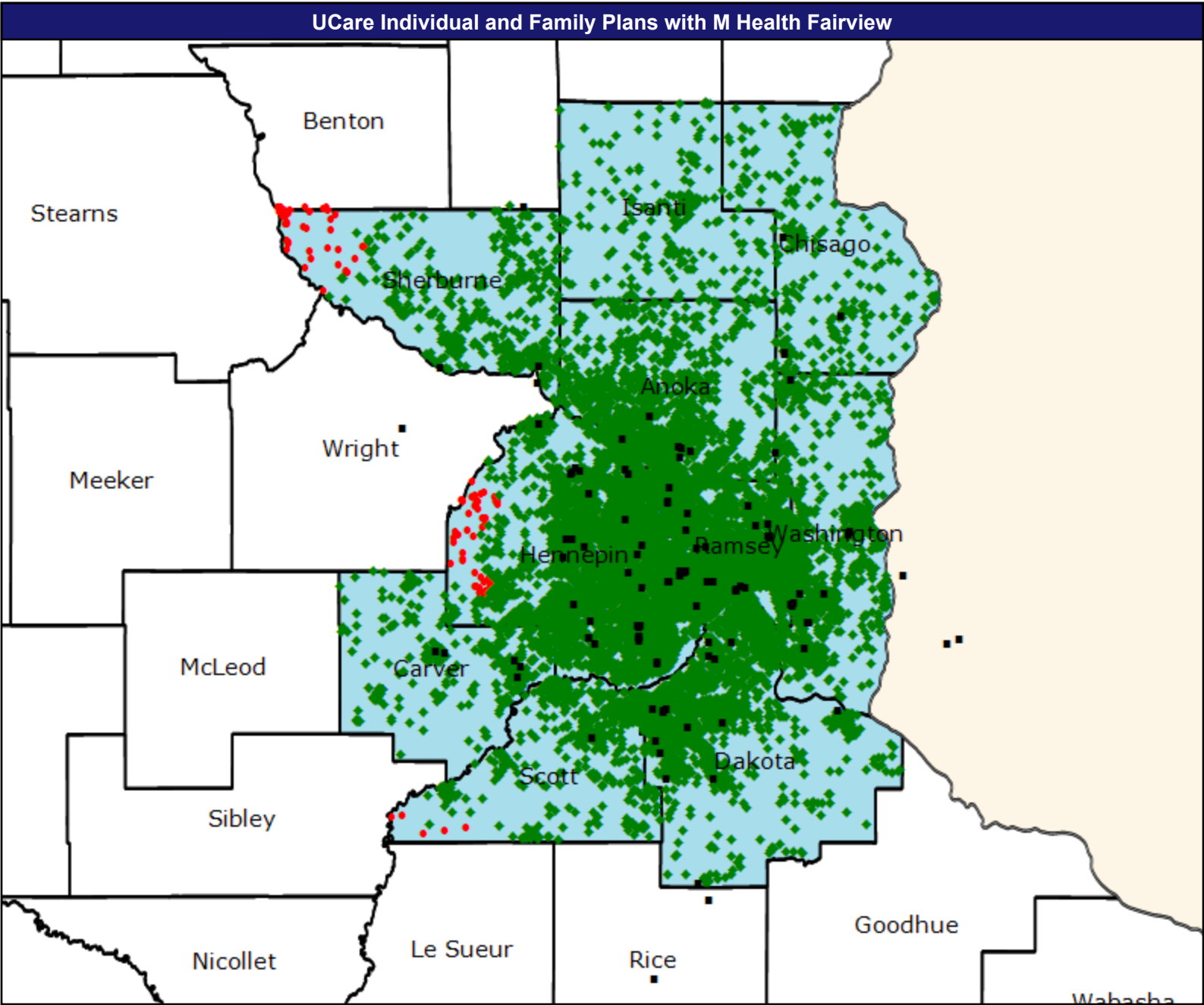

1 (General Surgery) provider in 60 miles and 75 minutes

CEAC areas...

1 (General Surgery) provider in 85 miles and 95 minutes

Service Areas

■ MHFV IFP



Access Detail By County - General Surgery

August 6, 2025

Access Analysis  
Access Analysis  
Potential Enrollee / Provider Groups  
Potential Enrollee  
General Surgery

All Eligibles											
State Name	County Class	County	Potential Enrollee	Provider		With Access		Without Access		Average Distance	Average Time
			#	Group	Standard	#	%	#	%	1	1
Minnesota	Large Metro	Hennepin	5,023	General Surg...	1 in 10 miles an...	4,964	98.8	59	1.2	2.6	3.9
		Ramsey	2,547	General Surg...	1 in 10 miles an...	2,547	100.0	0	0.0	2.1	3.4
	Metro	Anoka	1,761	General Surg...	1 in 20 miles an...	1,761	100.0	0	0.0	4.1	4.9
		Carver	400	General Surg...	1 in 20 miles an...	400	100.0	0	0.0	5.2	5.8
		Chisago	270	General Surg...	1 in 20 miles an...	270	100.0	0	0.0	6.3	6.8
		Dakota	1,846	General Surg...	1 in 20 miles an...	1,846	100.0	0	0.0	3.0	3.7
		Scott	612	General Surg...	1 in 20 miles an...	607	99.2	5	0.8	6.3	7.0
		Sherburne	505	General Surg...	1 in 20 miles an...	454	89.9	51	10.1	8.5	9.2
		Washington	1,042	General Surg...	1 in 20 miles an...	1,042	100.0	0	0.0	3.2	3.8
	Micro	Isanti	232	General Surg...	1 in 35 miles an...	232	100.0	0	0.0	13.7	14.9
	Grand Totals		7,570	General Surg...	1 in 10 miles an...	7,511	99.2	59	0.8	2.4	3.7
			6,436	General Surg...	1 in 20 miles an...	6,380	99.1	56	0.9	4.3	5.0
			232	General Surg...	1 in 35 miles an...	232	100.0	0	0.0	13.7	14.9

# Gynecology OB/GYN

August 6, 2025

Gynecology OB/GYN

52 providers at 84 locations

■ All providers

Access Analysis

Employee Group

Potential Enrollee

Provider Group

Gynecology OB/GYN

14,238 potential enrollee locations

◆ With access (12,382)

● Without access (1,856)

The Access Standard is defined as  
(Potential Enrollee) potential enrollees  
accessing in:

Large Metro areas...

1 (Gynecology OB/GYN) provider in 5  
miles and 10 minutes

Metro areas...

1 (Gynecology OB/GYN) provider in  
10 miles and 15 minutes

Micro areas...

1 (Gynecology OB/GYN) provider in  
20 miles and 30 minutes

Rural areas...

1 (Gynecology OB/GYN) provider in  
30 miles and 40 minutes

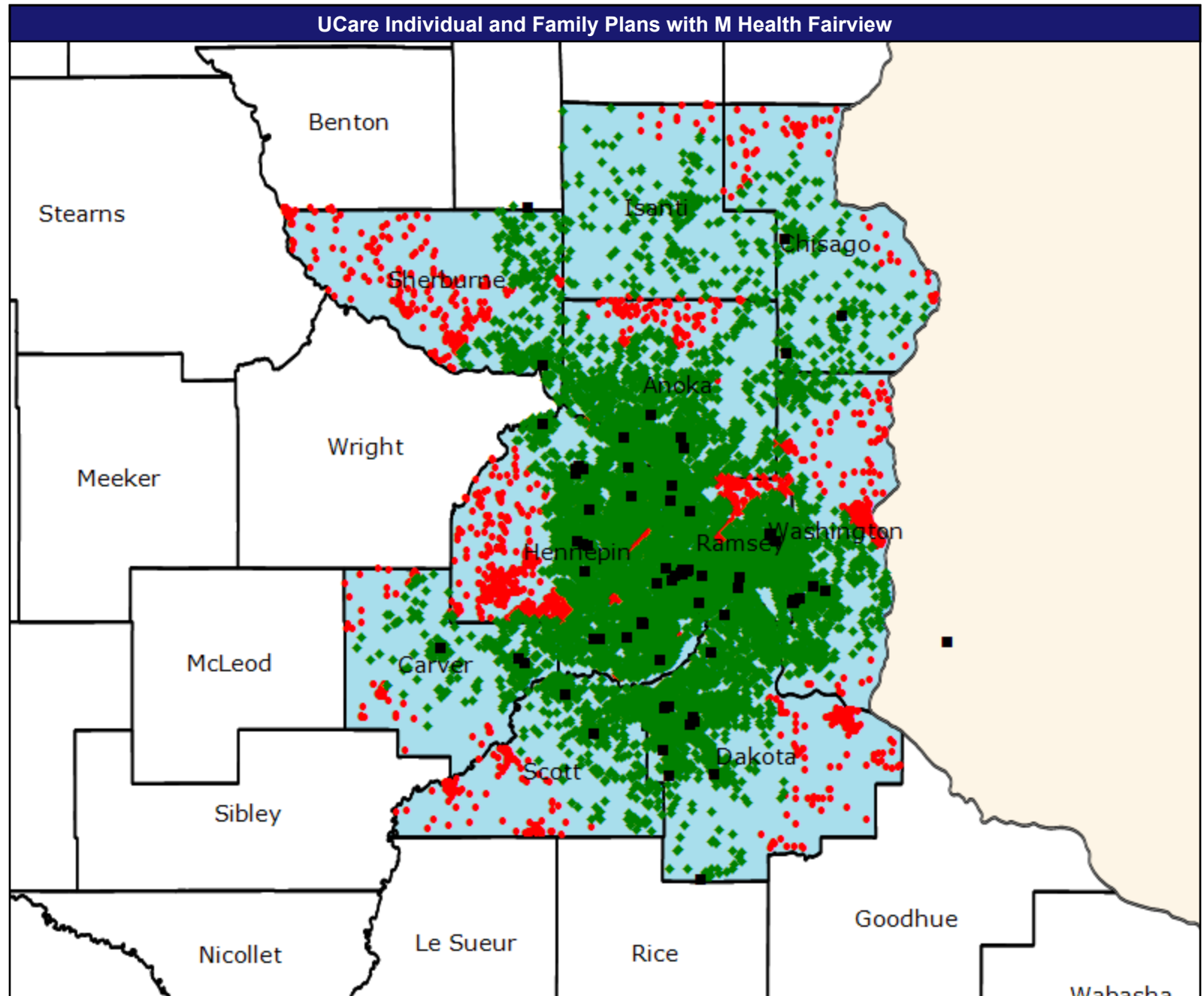
CEAC areas...

1 (Gynecology OB/GYN) provider in  
60 miles and 70 minutes

Service Areas

■ MHFV IFP

16.20 miles

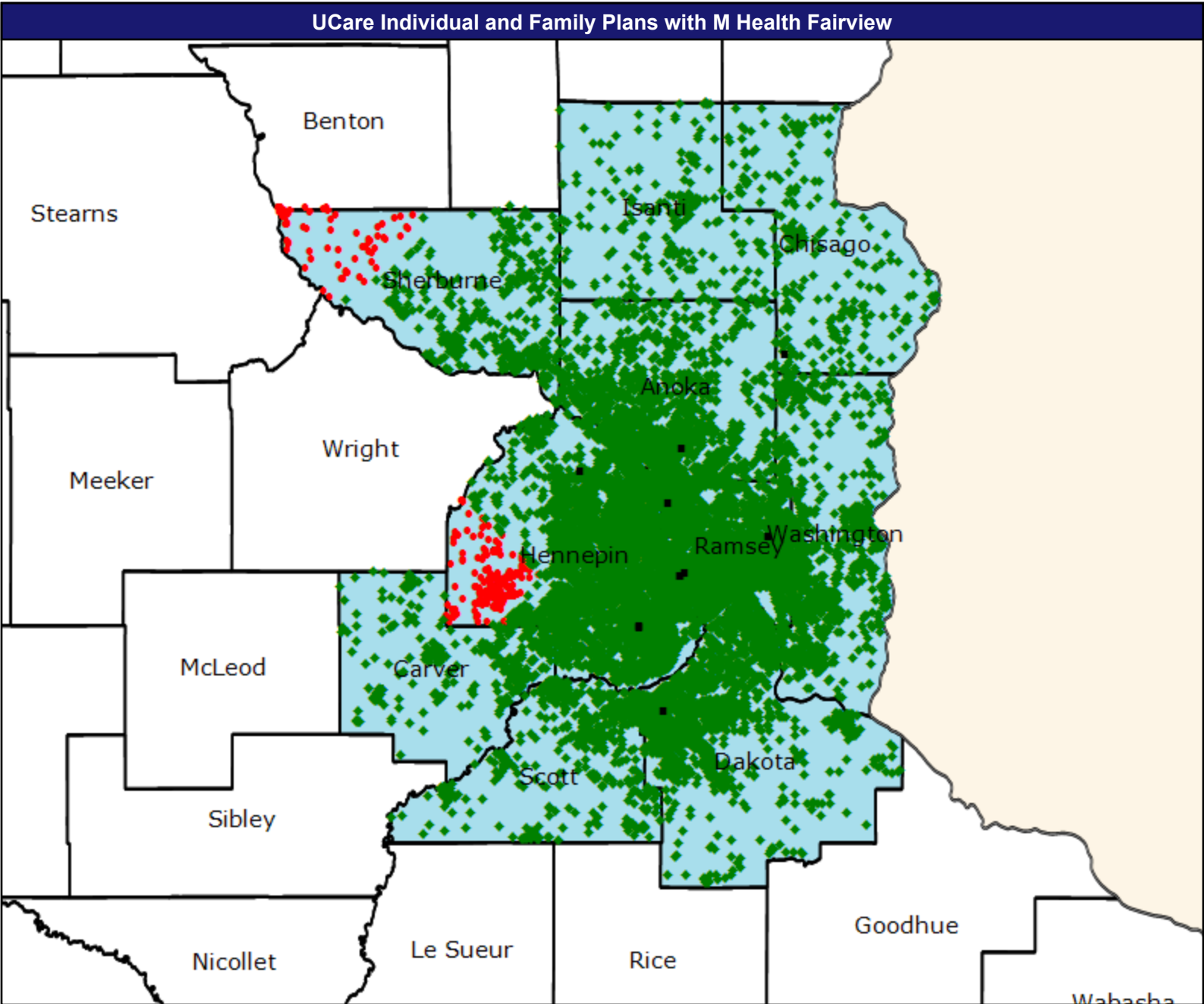






- August 6, 2025
- Infectious Disease
- 8 providers at 11 locations
- All providers
- Access Analysis
- Employee Group
- Potential Enrollee
- Provider Group
- Infectious Disease
- 14,238 potential enrollee locations
- ◆ With access (13,936)
- Without access (302)
- The Access Standard is defined as (Potential Enrollee) potential enrollees accessing in:
- Large Metro areas...
- 1 (Infectious Disease) provider in 15 miles and 30 minutes
- Metro areas...
- 1 (Infectious Disease) provider in 40 miles and 60 minutes
- Micro areas...
- 1 (Infectious Disease) provider in 75 miles and 100 minutes
- Rural areas...
- 1 (Infectious Disease) provider in 90 miles and 110 minutes
- CEAC areas...
- 1 (Infectious Disease) provider in 130 miles and 145 minutes
- Service Areas
- MHFV IFP

16.20 miles



Access Detail By County - Infectious Disease

All Eligibles											
State Name	County Class	County	Potential Enrollee	Provider		With Access		Without Access		Average Distance	Average Time
			#	Group	Standard	#	%	#	%	1	1
Minnesota	Large Metro	Hennepin	5,023	Infectious Dis...	1 in 15 miles an...	4,797	95.5	226	4.5	6.4	10.3
		Ramsey	2,547	Infectious Dis...	1 in 15 miles an...	2,547	100.0	0	0.0	5.2	8.5
	Metro	Anoka	1,761	Infectious Dis...	1 in 40 miles an...	1,761	100.0	0	0.0	6.9	8.7
		Carver	400	Infectious Dis...	1 in 40 miles an...	400	100.0	0	0.0	21.2	28.2
		Chisago	270	Infectious Dis...	1 in 40 miles an...	270	100.0	0	0.0	14.7	16.0
		Dakota	1,846	Infectious Dis...	1 in 40 miles an...	1,846	100.0	0	0.0	9.5	12.2
		Scott	612	Infectious Dis...	1 in 40 miles an...	612	100.0	0	0.0	13.5	16.3
		Sherburne	505	Infectious Dis...	1 in 40 miles an...	429	85.0	76	15.0	28.1	33.7
		Washington	1,042	Infectious Dis...	1 in 40 miles an...	1,042	100.0	0	0.0	11.6	14.6
	Micro	Isanti	232	Infectious Dis...	1 in 75 miles an...	232	100.0	0	0.0	25.3	28.2
	Grand Totals		7,570	Infectious Dis...	1 in 15 miles an...	7,344	97.0	226	3.0	6.0	9.7
			6,436	Infectious Dis...	1 in 40 miles an...	6,360	98.8	76	1.2	11.9	14.9
			232	Infectious Dis...	1 in 75 miles an...	232	100.0	0	0.0	25.3	28.2

# Inpatient or Residential Behavioral Health Facility Services

August 6, 2025

Inpatient or Residential Behavioral Health Facility Services

57 providers at 33 locations

■ All providers

Access Analysis

Employee Group

Potential Enrollee

Provider Group

Inpatient or Residential Behavioral Health Facility Services

14,238 potential enrollee locations

◆ With access (13,882)

● Without access (356)

The Access Standard is defined as (Potential Enrollee) potential enrollees accessing in:

Large Metro areas...

1 (Inpatient or Residential Behavioral Health Facility Services) provider in 15 miles and 30 minutes

Metro areas...

1 (Inpatient or Residential Behavioral Health Facility Services) provider in 45 miles and 70 minutes

Micro areas...

1 (Inpatient or Residential Behavioral Health Facility Services) provider in 75 miles and 100 minutes

Rural areas...

1 (Inpatient or Residential Behavioral Health Facility Services) provider in 75 miles and 90 minutes

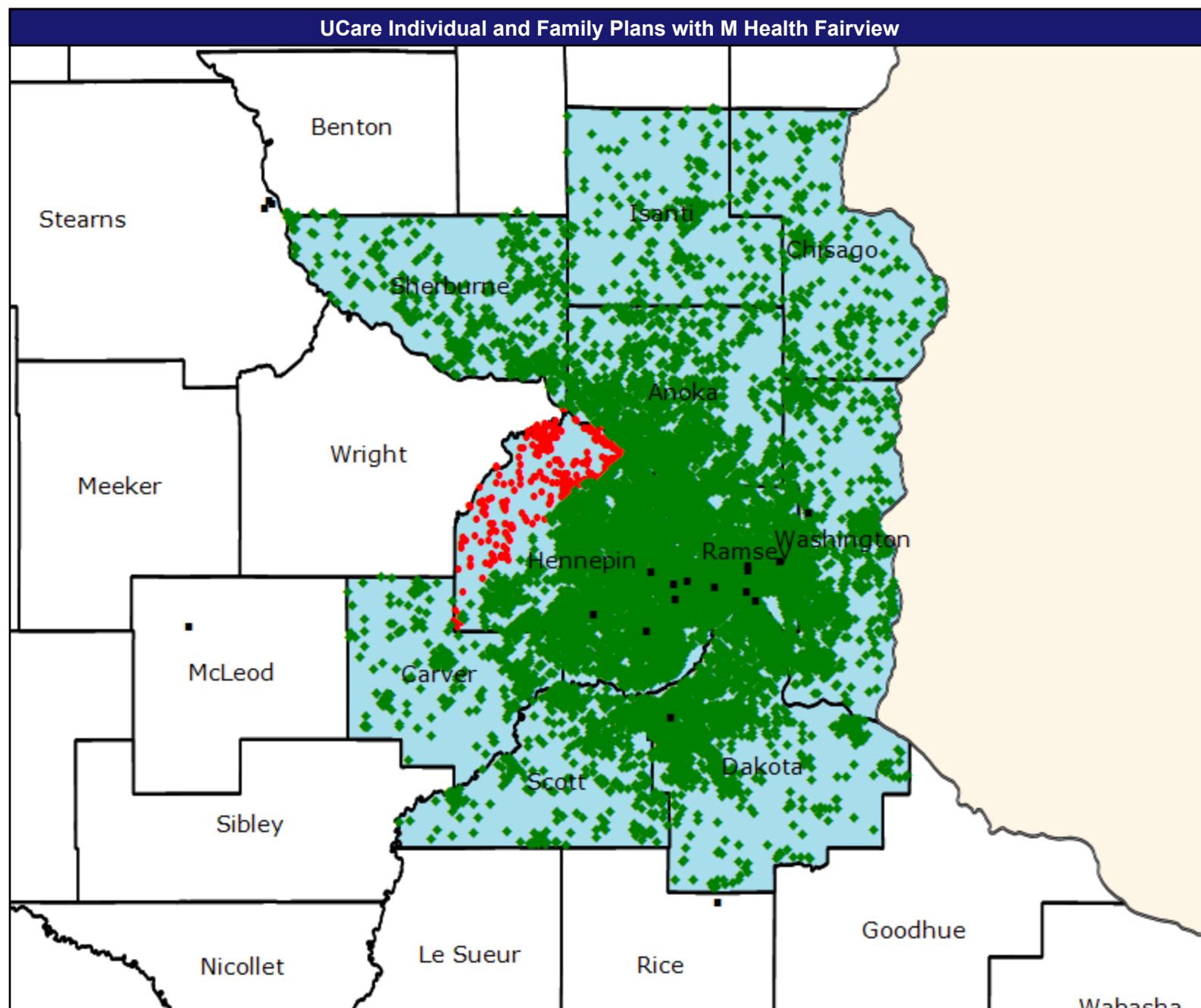
CEAC areas...

1 (Inpatient or Residential Behavioral Health Facility Services) provider in 140 miles and 155 minutes

Service Areas

■ MHFV IFP

16.20 miles



Access Detail By County - Inpatient or Residential Behavioral Health Facility Services

August 6, 2025

Access Analysis  
Access Analysis  
Potential Enrollee / Provider Groups  
Potential Enrollee  
Inpatient or Residential Behavioral  
Health Facility Services

All Eligibles											
State Name	County Class	County	Potential Enrollee	Provider		With Access		Without Access		Average Distance	Average Time
			#	Group	Standard	#	%	#	%	1	1
Minnesota	Large Metro	Hennepin	5,023	Inpatient or R...	1 in 15 miles an...	4,667	92.9	356	7.1	6.3	10.5
		Ramsey	2,547	Inpatient or R...	1 in 15 miles an...	2,547	100.0	0	0.0	3.4	5.5
	Metro	Anoka	1,761	Inpatient or R...	1 in 45 miles an...	1,761	100.0	0	0.0	17.0	25.5
		Carver	400	Inpatient or R...	1 in 45 miles an...	400	100.0	0	0.0	17.2	22.6
		Chisago	270	Inpatient or R...	1 in 45 miles an...	270	100.0	0	0.0	22.2	25.5
		Dakota	1,846	Inpatient or R...	1 in 45 miles an...	1,846	100.0	0	0.0	7.8	10.2
		Scott	612	Inpatient or R...	1 in 45 miles an...	612	100.0	0	0.0	12.9	15.7
		Sherburne	505	Inpatient or R...	1 in 45 miles an...	505	100.0	0	0.0	27.8	35.1
		Washington	1,042	Inpatient or R...	1 in 45 miles an...	1,042	100.0	0	0.0	9.6	12.8
	Micro	Isanti	232	Inpatient or R...	1 in 75 miles an...	232	100.0	0	0.0	29.6	33.2
	Grand Totals		7,570	Inpatient or R...	1 in 15 miles an...	7,214	95.3	356	4.7	5.3	8.9
			6,436	Inpatient or R...	1 in 45 miles an...	6,436	100.0	0	0.0	13.8	18.7
			232	Inpatient or R...	1 in 75 miles an...	232	100.0	0	0.0	29.6	33.2

Mammography

August 6, 2025

Mammography

25 providers at 21 locations

■ All providers

Access Analysis

Employee Group

Potential Enrollee

Provider Group

Mammography

14,238 potential enrollee locations

◆ With access (12,938)

● Without access (1,300)

The Access Standard is defined as (Potential Enrollee) potential enrollees accessing in:

Large Metro areas...

1 (Mammography) provider in 10 miles and 20 minutes

Metro areas...

1 (Mammography) provider in 30 miles and 45 minutes

Micro areas...

1 (Mammography) provider in 60 miles and 80 minutes

Rural areas...

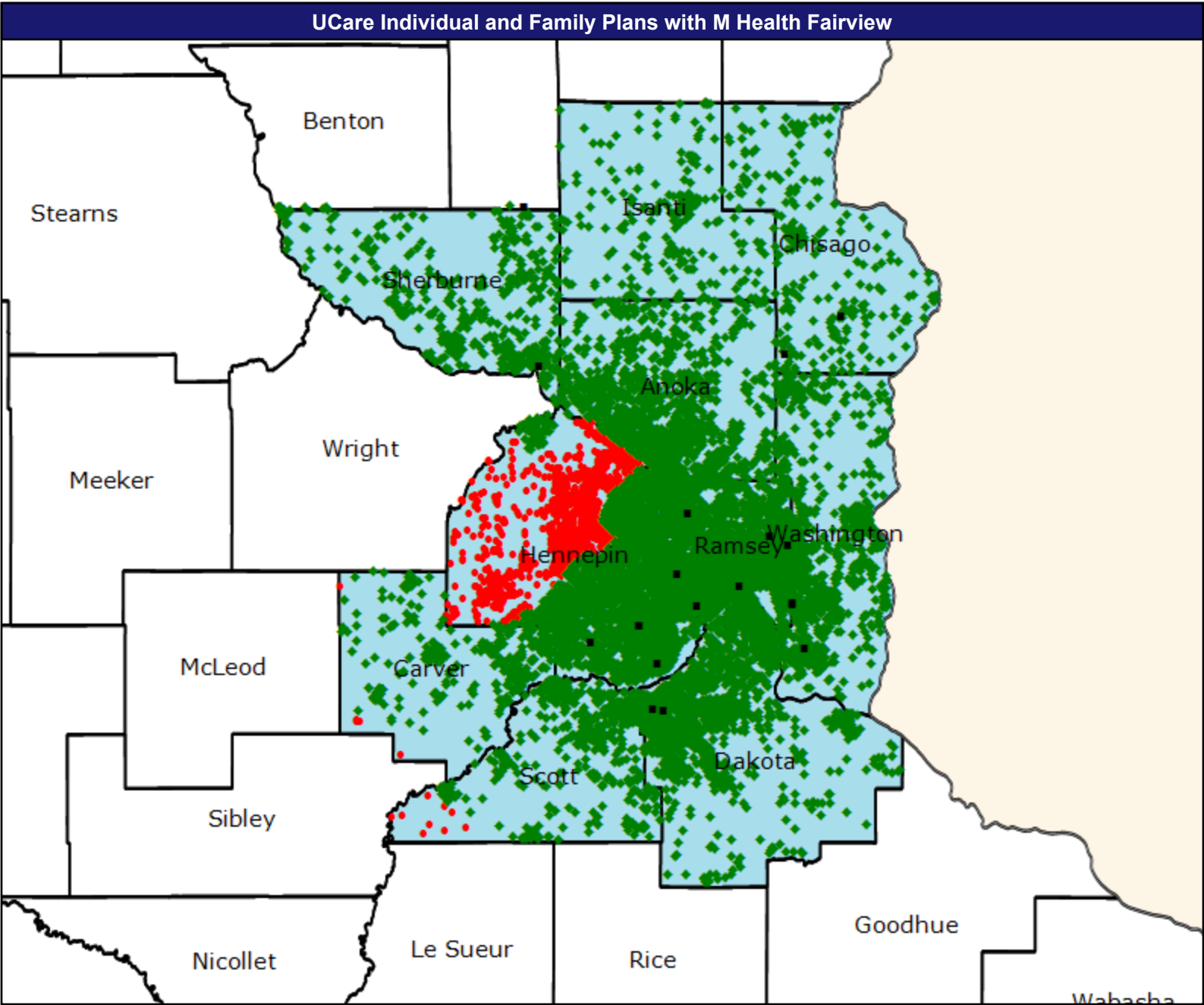
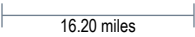
1 (Mammography) provider in 60 miles and 75 minutes

CEAC areas...

1 (Mammography) provider in 100 miles and 110 minutes

Service Areas

■ MHFV IFP



Access Detail By County - Mammography

August 6, 2025

- Access Analysis
- Access Analysis
- Potential Enrollee / Provider Groups
- Potential Enrollee
- Mammography

All Eligibles											
State Name	County Class	County	Potential Enrollee	Provider		With Access		Without Access		Average Distance	Average Time
			#	Group	Standard	#	%	#	%	1	1
Minnesota	Large Metro	Hennepin	5,023	Mammography	1 in 10 miles an...	3,739	74.4	1,284	25.6	6.9	10.1
		Ramsey	2,547	Mammography	1 in 10 miles an...	2,547	100.0	0	0.0	3.1	5.0
	Metro	Anoka	1,761	Mammography	1 in 30 miles an...	1,761	100.0	0	0.0	9.9	12.1
		Carver	400	Mammography	1 in 30 miles an...	393	98.2	7	1.8	15.9	19.2
		Chisago	270	Mammography	1 in 30 miles an...	270	100.0	0	0.0	11.1	12.1
		Dakota	1,846	Mammography	1 in 30 miles an...	1,846	100.0	0	0.0	6.9	9.0
		Scott	612	Mammography	1 in 30 miles an...	603	98.5	9	1.5	11.6	14.0
		Sherburne	505	Mammography	1 in 30 miles an...	505	100.0	0	0.0	10.8	11.7
		Washington	1,042	Mammography	1 in 30 miles an...	1,042	100.0	0	0.0	6.1	7.4
	Micro	Isanti	232	Mammography	1 in 60 miles an...	232	100.0	0	0.0	17.3	18.8
	Grand Totals		7,570	Mammography	1 in 10 miles an...	6,286	83.0	1,284	17.0	5.6	8.4
			6,436	Mammography	1 in 30 miles an...	6,420	99.8	16	0.2	9.1	11.0
			232	Mammography	1 in 60 miles an...	232	100.0	0	0.0	17.3	18.8

## Mental Health Providers (outpatient therapy)

August 6, 2025

Mental Health Providers (outpatient therapy)

187 providers at 346 locations

■ All providers

Access Analysis

Employee Group

Potential Enrollee

Provider Group

Mental Health Providers (outpatient therapy)

14,238 potential enrollee locations

◆ With access (13,447)

● Without access (791)

The Access Standard is defined as (Potential Enrollee) potential enrollees accessing in:

Large Metro areas...

1 (Mental Health Providers (outpatient therapy)) provider in 5 miles and 10 minutes

Metro areas...

1 (Mental Health Providers (outpatient therapy)) provider in 10 miles and 15 minutes

Micro areas...

1 (Mental Health Providers (outpatient therapy)) provider in 20 miles and 30 minutes

Rural areas...

1 (Mental Health Providers (outpatient therapy)) provider in 30 miles and 40 minutes

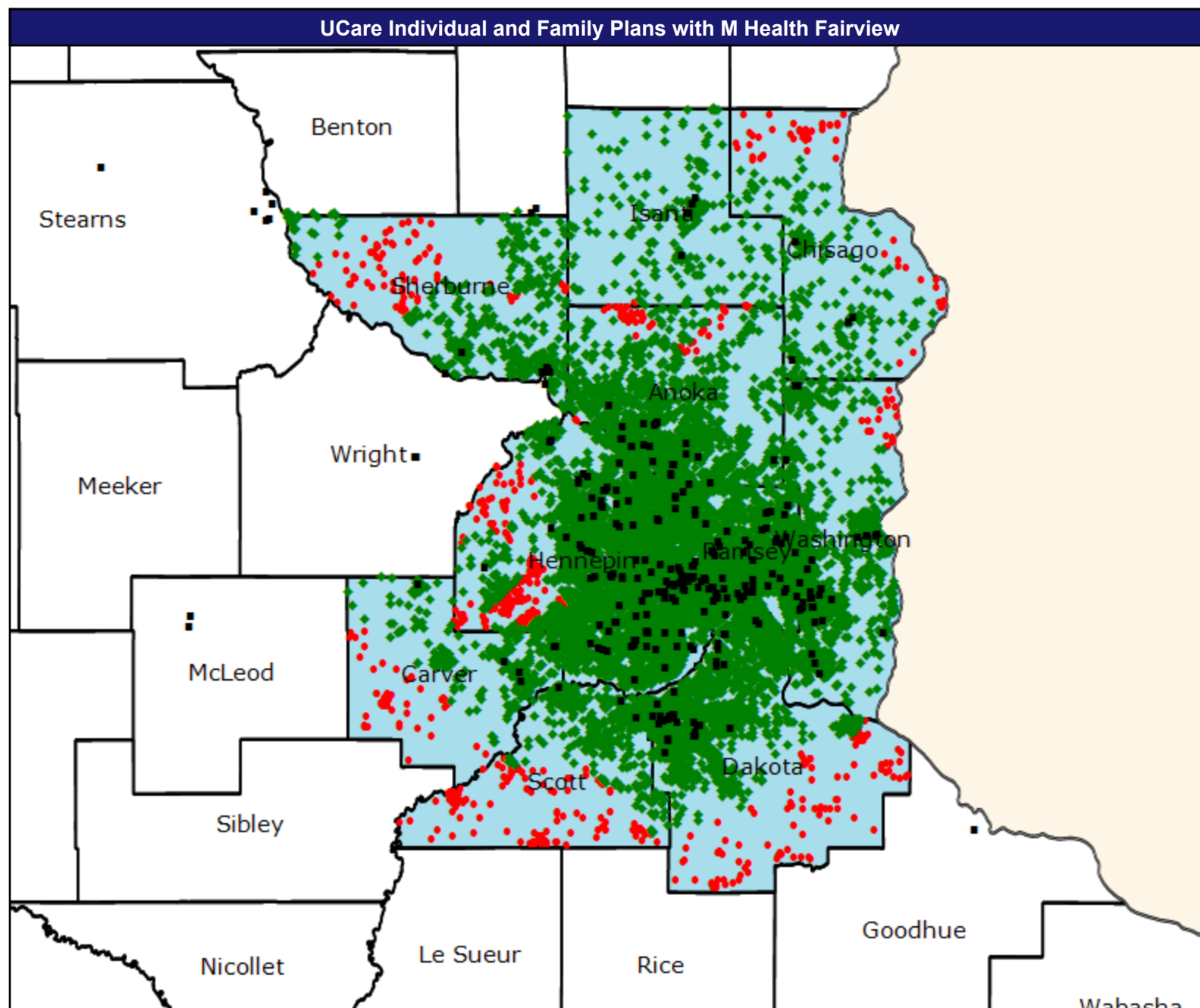
CEAC areas...

1 (Mental Health Providers (outpatient therapy)) provider in 60 miles and 70 minutes

Service Areas

■ MHFV IFP

16.20 miles





Access Detail By County - Mental Health Providers (outpatient therapy)

August 6, 2025

Access Analysis

Access Analysis

Potential Enrollee / Provider Groups

Potential Enrollee

Mental Health Providers (outpatient therapy)

All Eligibles											
State Name	County Class	County	Potential Enrollee	Provider		With Access		Without Access		Average Distance	Average Time
			#	Group	Standard	#	%	#	%	1	1
Minnesota	Large Metro	Hennepin	5,023	Mental Healt...	1 in 5 miles and...	4,785	95.3	238	4.7	1.7	2.5
		Ramsey	2,547	Mental Healt...	1 in 5 miles and...	2,547	100.0	0	0.0	1.1	1.7
	Metro	Anoka	1,761	Mental Healt...	1 in 10 miles an...	1,703	96.7	58	3.3	3.0	3.6
		Carver	400	Mental Healt...	1 in 10 miles an...	322	80.5	78	19.5	5.5	6.0
		Chisago	270	Mental Healt...	1 in 10 miles an...	215	79.6	55	20.4	5.7	6.2
		Dakota	1,846	Mental Healt...	1 in 10 miles an...	1,724	93.4	122	6.6	3.6	4.3
		Scott	612	Mental Healt...	1 in 10 miles an...	468	76.5	144	23.5	6.5	7.2
		Sherburne	505	Mental Healt...	1 in 10 miles an...	426	84.4	79	15.6	5.7	6.2
		Washington	1,042	Mental Healt...	1 in 10 miles an...	1,025	98.4	17	1.6	2.3	2.7
	Micro	Isanti	232	Mental Healt...	1 in 20 miles an...	232	100.0	0	0.0	5.1	5.5
	Grand Totals		7,570	Mental Healt...	1 in 5 miles and...	7,332	96.9	238	3.1	1.5	2.3
			6,436	Mental Healt...	1 in 10 miles an...	5,883	91.4	553	8.6	3.9	4.5
			232	Mental Healt...	1 in 20 miles an...	232	100.0	0	0.0	5.1	5.5

# Mental Health Providers-Prescribers

August 6, 2025

## Mental Health Providers Prescribers

90 providers at 164 locations

■ All providers

### Access Analysis

Employee Group

Potential Enrollee

Provider Group

Mental Health Providers Prescribers

14,238 potential enrollee locations

◆ With access (14,215)

● Without access (23)

The Access Standard is defined as  
(Potential Enrollee) potential enrollees  
accessing in:

Large Metro areas...

1 (Mental Health Providers  
Prescribers) provider in 10 miles and  
20 minutes

Metro areas...

1 (Mental Health Providers  
Prescribers) provider in 30 miles and  
45 minutes

Micro areas...

1 (Mental Health Providers  
Prescribers) provider in 45 miles and  
60 minutes

Rural areas...

1 (Mental Health Providers  
Prescribers) provider in 60 miles and  
75 minutes

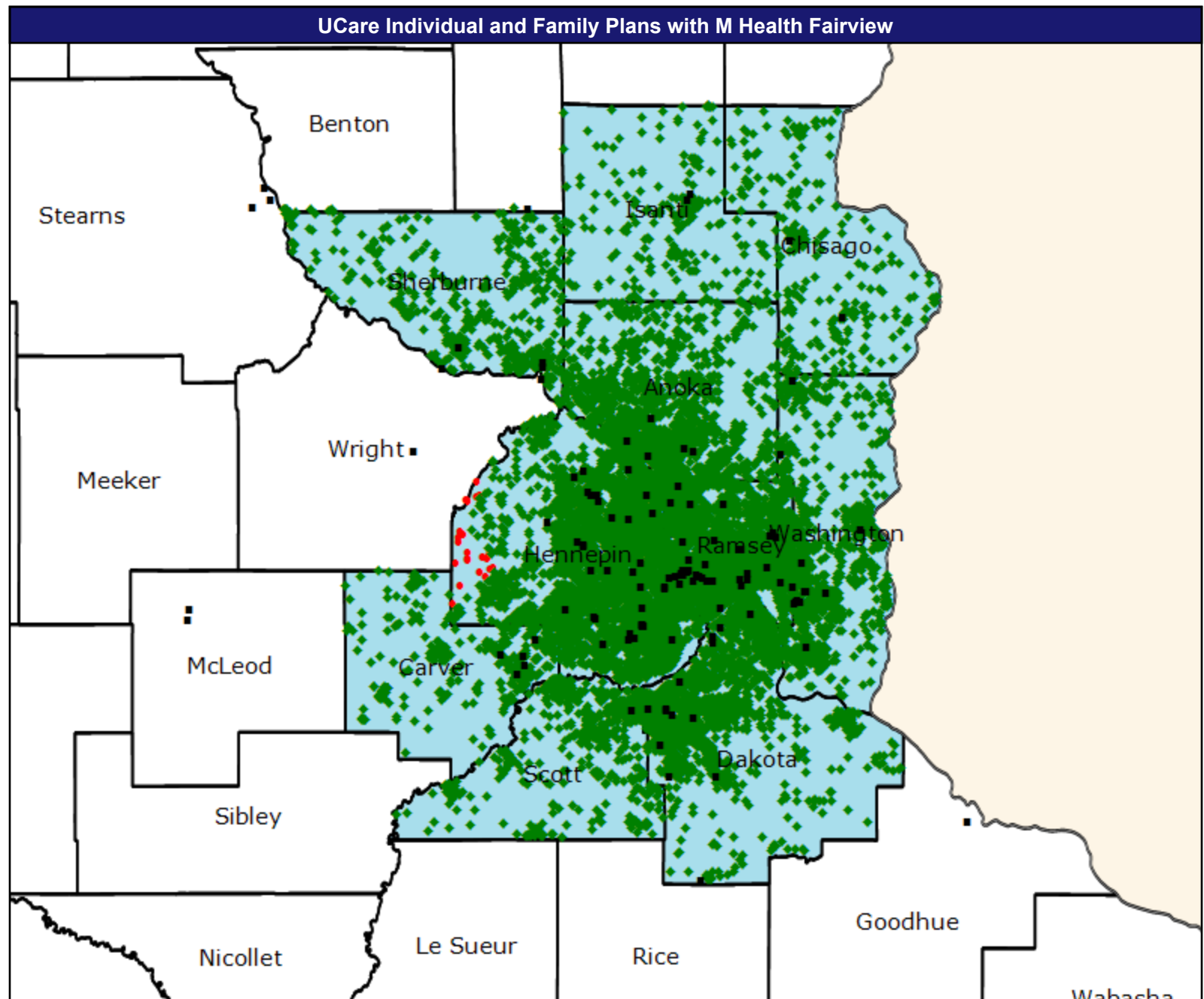
CEAC areas...

1 (Mental Health Providers  
Prescribers) provider in 100 miles  
and 110 minutes

Service Areas

■ MHFV IFP

16.20 miles



[illegible]

Nephrology

August 6, 2025

Nephrology

15 providers at 27 locations

■ All providers

Access Analysis

Employee Group

Potential Enrollee

Provider Group

Nephrology

14,238 potential enrollee locations

◆ With access (14,154)

● Without access (84)

The Access Standard is defined as (Potential Enrollee) potential enrollees accessing in:

Large Metro areas...

1 (Nephrology) provider in 15 miles and 30 minutes

Metro areas...

1 (Nephrology) provider in 30 miles and 45 minutes

Micro areas...

1 (Nephrology) provider in 60 miles and 80 minutes

Rural areas...

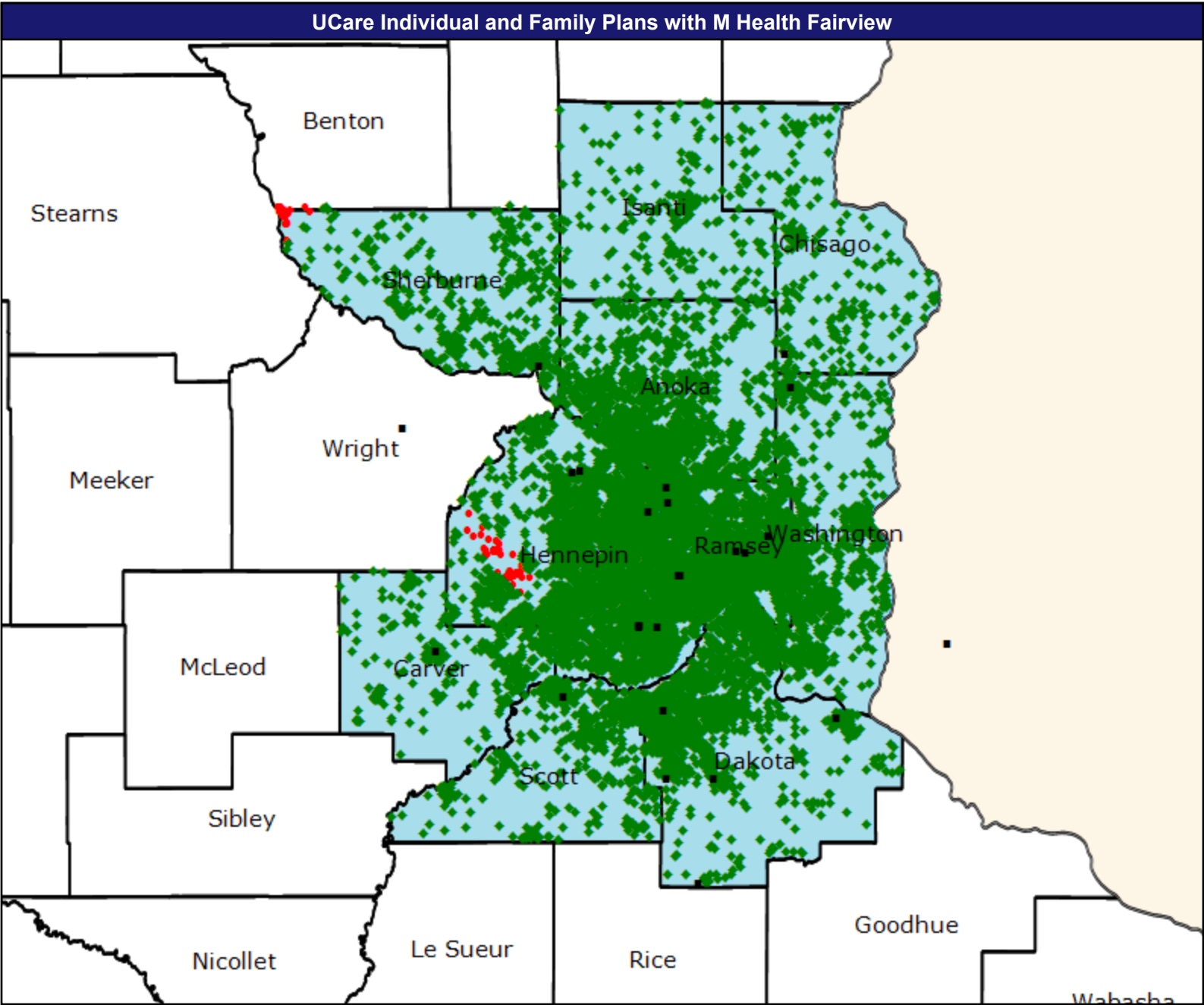
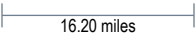
1 (Nephrology) provider in 75 miles and 90 minutes

CEAC areas...

1 (Nephrology) provider in 110 miles and 125 minutes

Service Areas

■ MHFV IFP



## Access Detail By County - Nephrology

Access Analysis  
Access Analysis  
Potential Enrollee / Provider Groups  
Potential Enrollee  
Nephrology

[illegible]

Neurological Surgery

August 6, 2025

Neurological Surgery

16 providers at 18 locations

■ All providers

Access Analysis

Employee Group

Potential Enrollee

Provider Group

Neurological Surgery

14,238 potential enrollee locations

◆ With access (14,011)

● Without access (227)

The Access Standard is defined as (Potential Enrollee) potential enrollees accessing in:

Large Metro areas...

1 (Neurological Surgery) provider in 15 miles and 30 minutes

Metro areas...

1 (Neurological Surgery) provider in 40 miles and 60 minutes

Micro areas...

1 (Neurological Surgery) provider in 75 miles and 100 minutes

Rural areas...

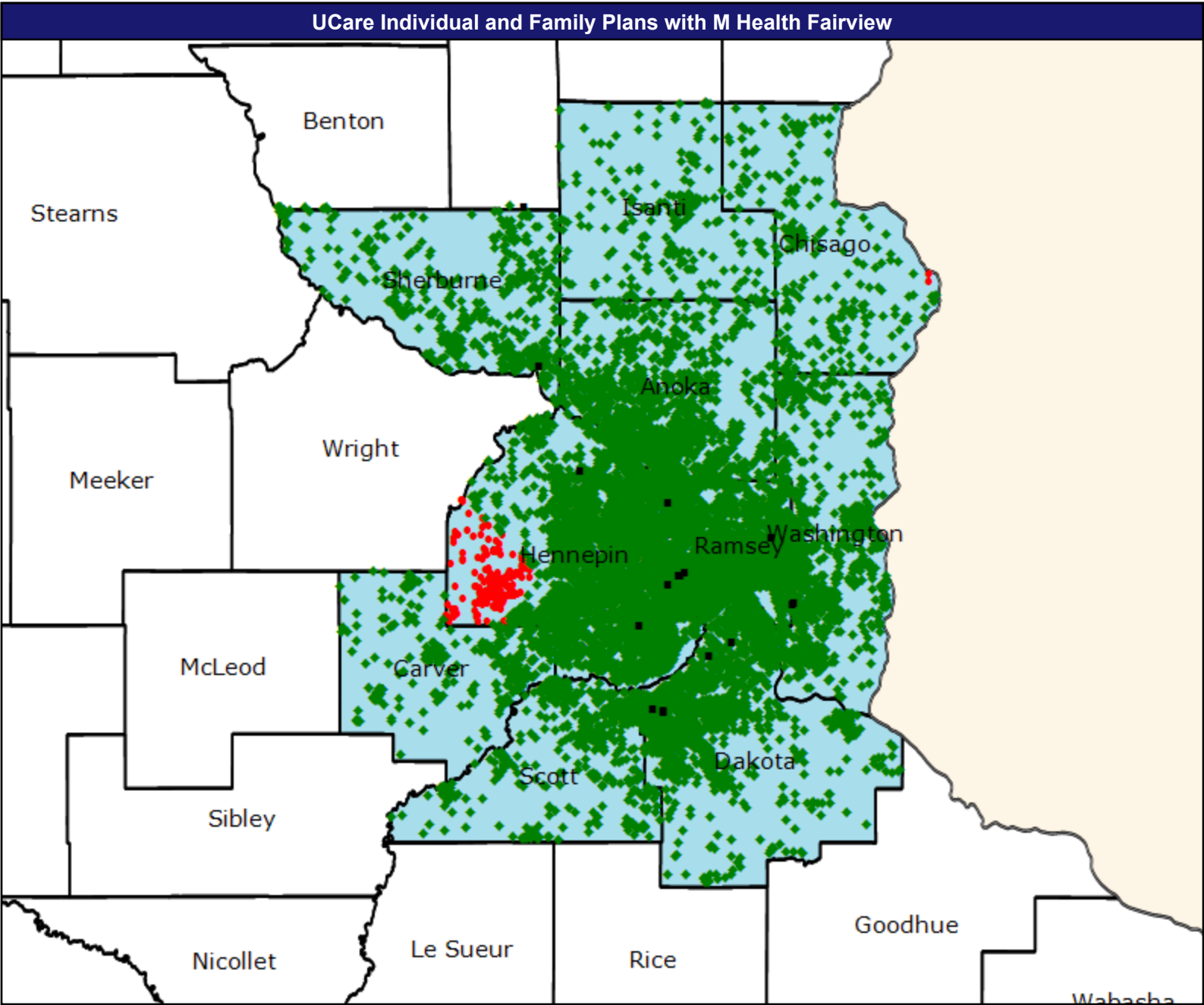

1 (Neurological Surgery) provider in 90 miles and 110 minutes

CEAC areas...

1 (Neurological Surgery) provider in 130 miles and 145 minutes

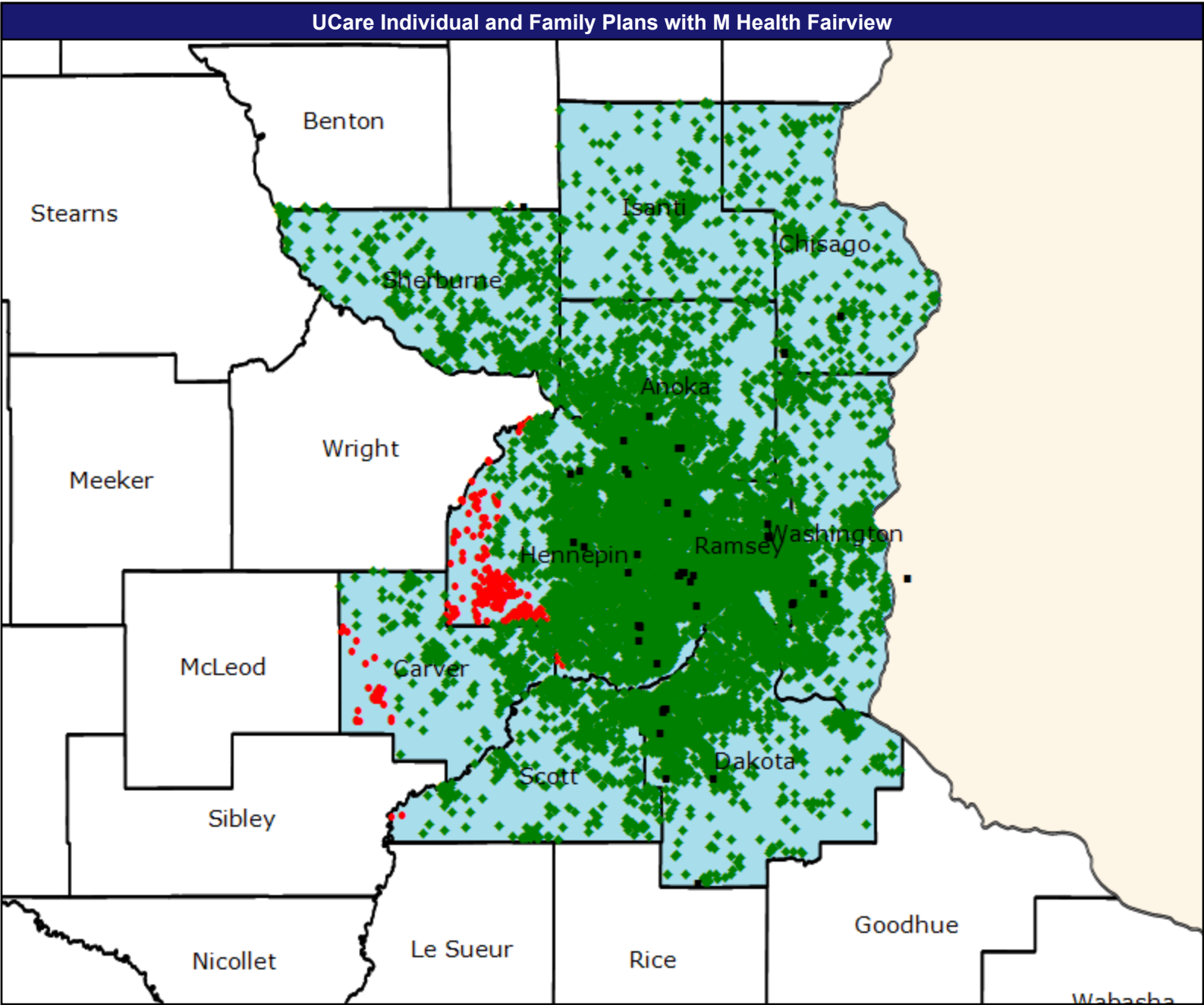

Service Areas

■ MHFV IFP



[illegible]

- August 6, 2025
- Neurology
- 38 providers at 50 locations
- All providers
- Access Analysis
- Employee Group
- Potential Enrollee
- Provider Group
- Neurology
- 14,238 potential enrollee locations
- ◆ With access (13,883)
  - Without access (355)
- The Access Standard is defined as (Potential Enrollee) potential enrollees accessing in:
- Large Metro areas...
- 1 (Neurology) provider in 10 miles and 20 minutes
- Metro areas...
- 1 (Neurology) provider in 30 miles and 45 minutes
- Micro areas...
- 1 (Neurology) provider in 45 miles and 60 minutes
- Rural areas...
- 1 (Neurology) provider in 60 miles and 75 minutes
- CEAC areas...
- 1 (Neurology) provider in 100 miles and 110 minutes
- Service Areas
- MHFV IFP





Access Detail By County - Neurology

August 6, 2025

Access Analysis

Access Analysis

Potential Enrollee / Provider Groups

Potential Enrollee

Neurology

All Eligibles											
State Name	County Class	County	Potential Enrollee	Provider		With Access		Without Access		Average Distance	Average Time
			#	Group	Standard	#	%	#	%	1	1
Minnesota	Large Metro	Hennepin	5,023	Neurology	1 in 10 miles an...	4,728	94.1	295	5.9	4.1	6.3
		Ramsey	2,547	Neurology	1 in 10 miles an...	2,547	100.0	0	0.0	3.7	5.9
	Metro	Anoka	1,761	Neurology	1 in 30 miles an...	1,761	100.0	0	0.0	4.9	6.0
		Carver	400	Neurology	1 in 30 miles an...	342	85.5	58	14.5	20.0	25.6
		Chisago	270	Neurology	1 in 30 miles an...	270	100.0	0	0.0	11.1	12.0
		Dakota	1,846	Neurology	1 in 30 miles an...	1,846	100.0	0	0.0	6.0	7.7
		Scott	612	Neurology	1 in 30 miles an...	610	99.7	2	0.3	11.0	12.7
		Sherburne	505	Neurology	1 in 30 miles an...	505	100.0	0	0.0	16.3	18.0
		Washington	1,042	Neurology	1 in 30 miles an...	1,042	100.0	0	0.0	6.1	7.2
	Micro	Isanti	232	Neurology	1 in 45 miles an...	232	100.0	0	0.0	17.1	18.7
	Grand Totals		7,570	Neurology	1 in 10 miles an...	7,275	96.1	295	3.9	3.9	6.2
			6,436	Neurology	1 in 30 miles an...	6,376	99.1	60	0.9	8.1	9.7
			232	Neurology	1 in 45 miles an...	232	100.0	0	0.0	17.1	18.7

Occupational Therapy

August 6, 2025

Occupational Therapy

36 providers at 39 locations

■ All providers

Access Analysis

Employee Group

Potential Enrollee

Provider Group

Occupational Therapy

14,238 potential enrollee locations

◆ With access (14,188)

● Without access (50)

The Access Standard is defined as (Potential Enrollee) potential enrollees accessing in:

Large Metro areas...

1 (Occupational Therapy) provider in 10 miles and 20 minutes

Metro areas...

1 (Occupational Therapy) provider in 30 miles and 45 minutes

Micro areas...

1 (Occupational Therapy) provider in 60 miles and 80 minutes

Rural areas...

1 (Occupational Therapy) provider in 60 miles and 75 minutes

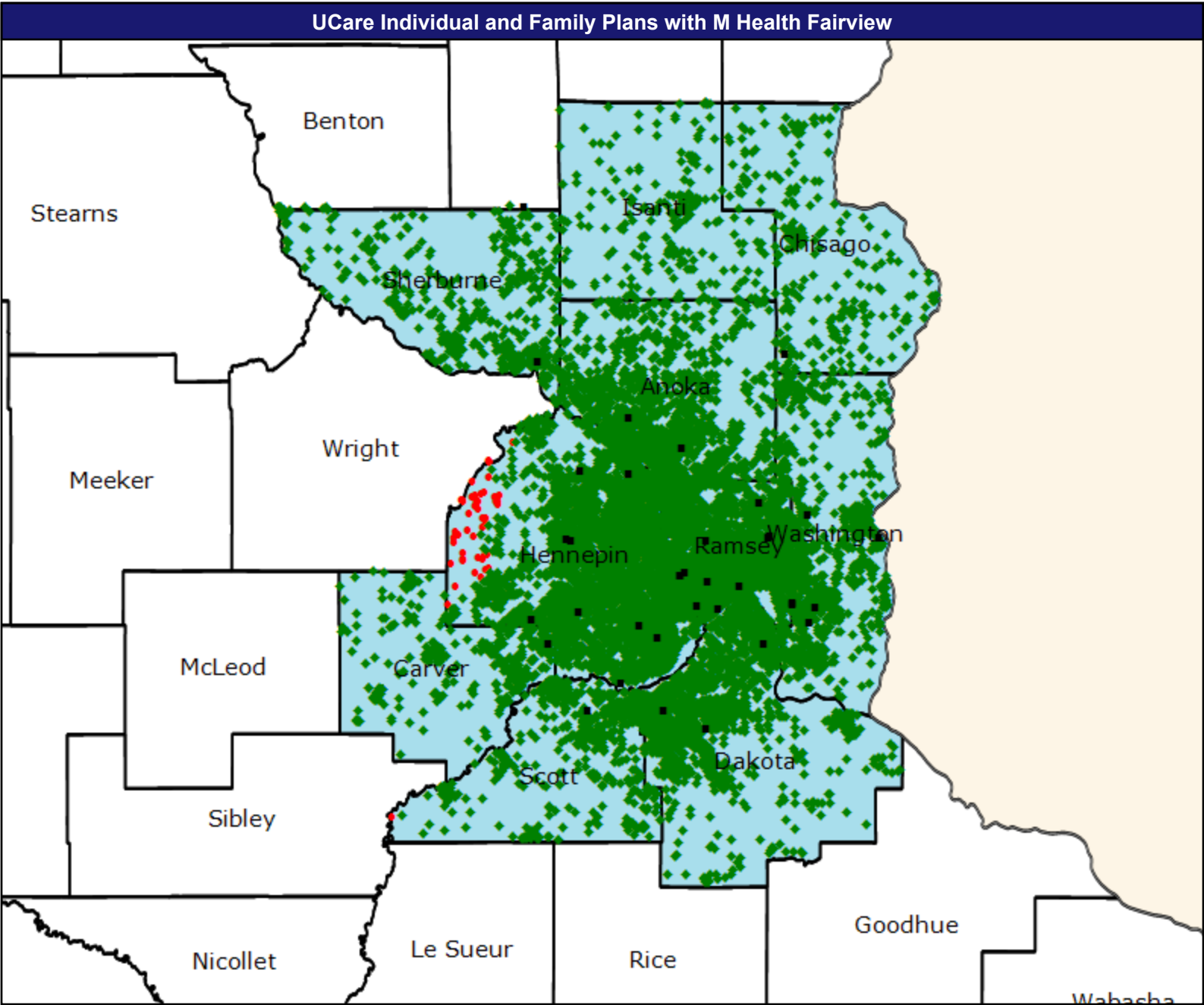
CEAC areas...

1 (Occupational Therapy) provider in 100 miles and 110 minutes

Service Areas

■ MHFV IFP

16.20 miles



Access Detail By County - Occupational Therapy

August 6, 2025

Access Analysis

Access Analysis

Potential Enrollee / Provider Groups

Potential Enrollee

Occupational Therapy

All Eligibles											
State Name	County Class	County	Potential Enrollee	Provider		With Access		Without Access		Average Distance	Average Time
			#	Group	Standard	#	%	#	%	1	1
Minnesota	Large Metro	Hennepin	5,023	Occupational...	1 in 10 miles an...	4,974	99.0	49	1.0	3.9	6.1
		Ramsey	2,547	Occupational...	1 in 10 miles an...	2,547	100.0	0	0.0	2.6	4.1
	Metro	Anoka	1,761	Occupational...	1 in 30 miles an...	1,761	100.0	0	0.0	5.2	6.4
		Carver	400	Occupational...	1 in 30 miles an...	400	100.0	0	0.0	10.7	12.2
		Chisago	270	Occupational...	1 in 30 miles an...	270	100.0	0	0.0	14.7	16.0
		Dakota	1,846	Occupational...	1 in 30 miles an...	1,846	100.0	0	0.0	5.3	7.2
		Scott	612	Occupational...	1 in 30 miles an...	611	99.8	1	0.2	8.0	9.0
		Sherburne	505	Occupational...	1 in 30 miles an...	505	100.0	0	0.0	10.5	11.4
		Washington	1,042	Occupational...	1 in 30 miles an...	1,042	100.0	0	0.0	4.4	5.3
	Micro	Isanti	232	Occupational...	1 in 60 miles an...	232	100.0	0	0.0	17.2	18.7
	Grand Totals		7,570	Occupational...	1 in 10 miles an...	7,521	99.4	49	0.6	3.4	5.4
			6,436	Occupational...	1 in 30 miles an...	6,435	99.9	1	0.1	6.5	7.9
			232	Occupational...	1 in 60 miles an...	232	100.0	0	0.0	17.2	18.7

Oncology-Medical and Surgical

August 6, 2025

Oncology-Medical and Surgical

32 providers at 42 locations

■ All providers

Access Analysis

Employee Group

Potential Enrollee

Provider Group

Oncology-Medical and Surgical

14,238 potential enrollee locations

◆ With access (14,114)

● Without access (124)

The Access Standard is defined as (Potential Enrollee) potential enrollees accessing in:

Large Metro areas...

1 (Oncology-Medical and Surgical) provider in 10 miles and 20 minutes

Metro areas...

1 (Oncology-Medical and Surgical) provider in 30 miles and 45 minutes

Micro areas...

1 (Oncology-Medical and Surgical) provider in 45 miles and 60 minutes

Rural areas...

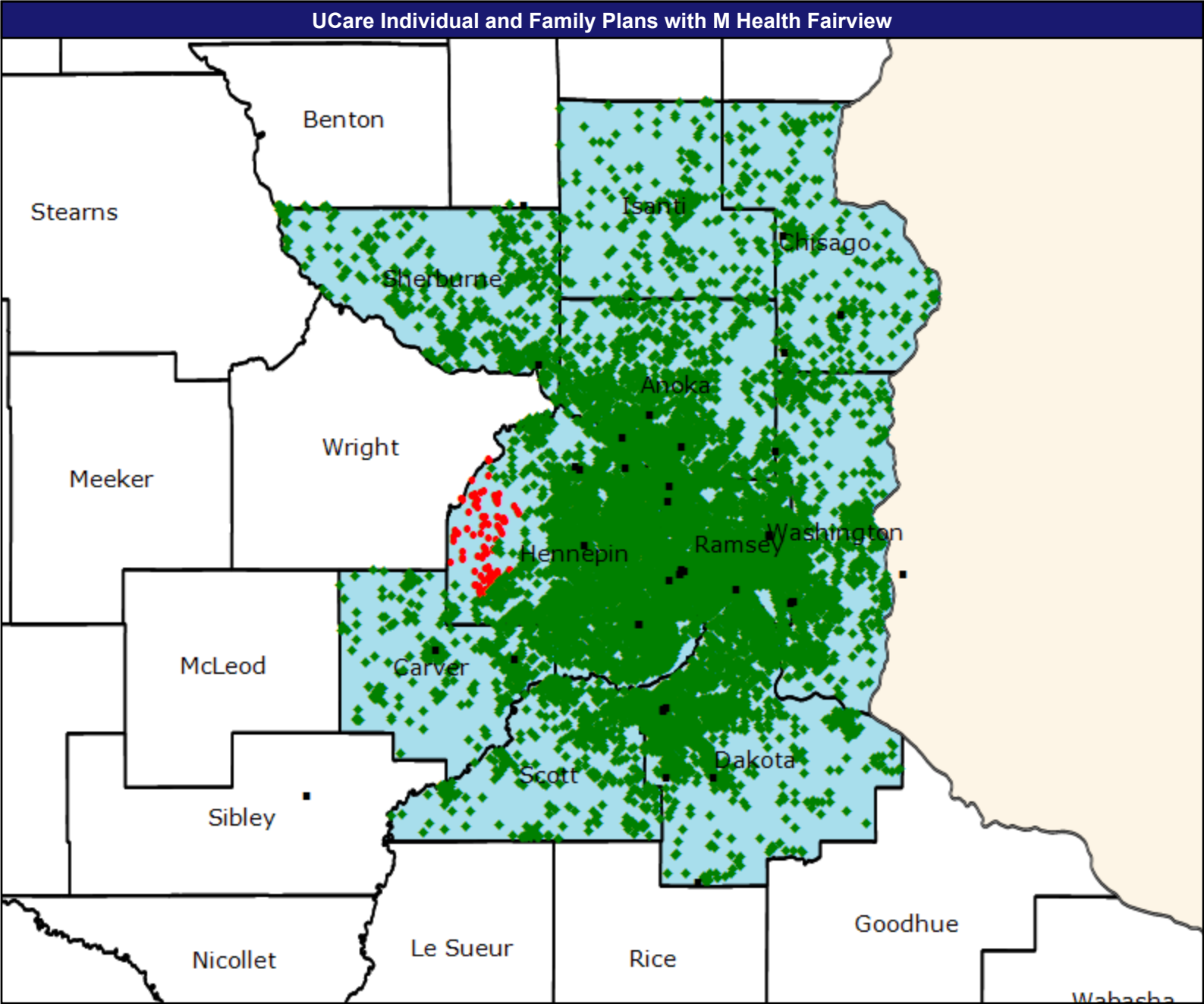
1 (Oncology-Medical and Surgical) provider in 60 miles and 75 minutes

CEAC areas...

1 (Oncology-Medical and Surgical) provider in 100 miles and 110 minutes

Service Areas

■ MHFV IFP



Access Detail By County - Oncology-Medical and Surgical

August 6, 2025

Access Analysis

Access Analysis

Potential Enrollee / Provider Groups

Potential Enrollee

Oncology-Medical and Surgical

All Eligibles											
State Name	County Class	County	Potential Enrollee	Provider		With Access		Without Access		Average Distance	Average Time
			#	Group	Standard	#	%	#	%	1	1
Minnesota	Large Metro	Hennepin	5,023	Oncology-Me...	1 in 10 miles an...	4,899	97.5	124	2.5	4.4	6.9
		Ramsey	2,547	Oncology-Me...	1 in 10 miles an...	2,547	100.0	0	0.0	3.5	5.8
	Metro	Anoka	1,761	Oncology-Me...	1 in 30 miles an...	1,761	100.0	0	0.0	4.4	5.4
		Carver	400	Oncology-Me...	1 in 30 miles an...	400	100.0	0	0.0	5.7	6.3
		Chisago	270	Oncology-Me...	1 in 30 miles an...	270	100.0	0	0.0	6.3	6.8
		Dakota	1,846	Oncology-Me...	1 in 30 miles an...	1,846	100.0	0	0.0	6.3	8.1
		Scott	612	Oncology-Me...	1 in 30 miles an...	612	100.0	0	0.0	9.1	10.3
		Sherburne	505	Oncology-Me...	1 in 30 miles an...	505	100.0	0	0.0	10.8	11.7
		Washington	1,042	Oncology-Me...	1 in 30 miles an...	1,042	100.0	0	0.0	6.2	7.3
	Micro	Isanti	232	Oncology-Me...	1 in 45 miles an...	232	100.0	0	0.0	13.7	14.9
	Grand Totals		7,570	Oncology-Me...	1 in 10 miles an...	7,446	98.4	124	1.6	4.1	6.5
			6,436	Oncology-Me...	1 in 30 miles an...	6,436	100.0	0	0.0	6.3	7.5
			232	Oncology-Me...	1 in 45 miles an...	232	100.0	0	0.0	13.7	14.9

Oncology-Radiation

August 6, 2025

Oncology-Radiation

12 providers at 35 locations

■ All providers

Access Analysis

Employee Group

Potential Enrollee

Provider Group

Oncology-Radiation

14,238 potential enrollee locations

◆ With access (14,162)

● Without access (76)

The Access Standard is defined as (Potential Enrollee) potential enrollees accessing in:

Large Metro areas...

1 (Oncology-Radiation) provider in 15 miles and 30 minutes

Metro areas...

1 (Oncology-Radiation) provider in 40 miles and 60 minutes

Micro areas...

1 (Oncology-Radiation) provider in 75 miles and 100 minutes

Rural areas...

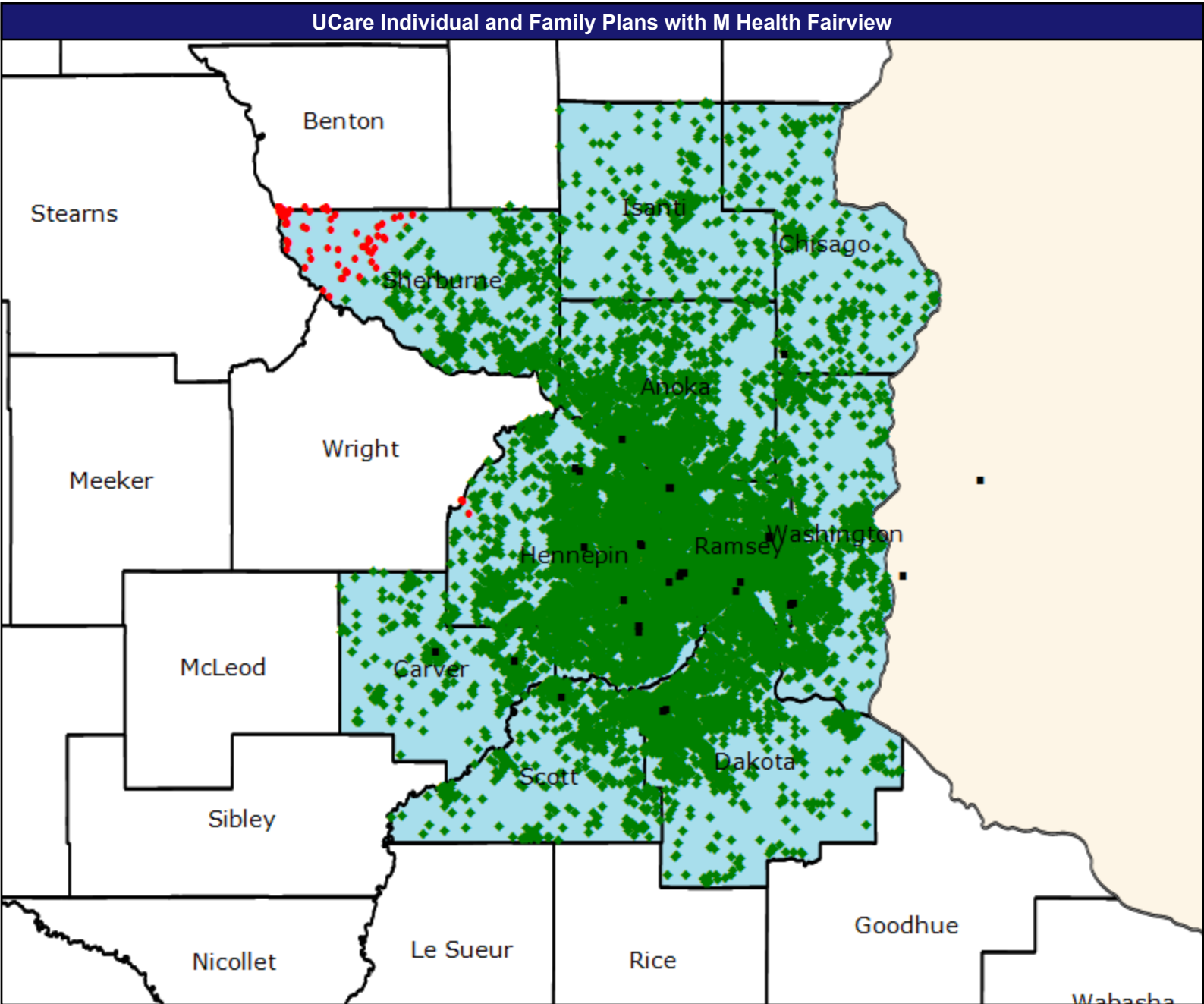

1 (Oncology-Radiation) provider in 90 miles and 110 minutes

CEAC areas...

1 (Oncology-Radiation) provider in 130 miles and 145 minutes

Service Areas

■ MHFV IFP



Access Detail By County - Oncology-Radiation

August 6, 2025

Access Analysis

Access Analysis

Potential Enrollee / Provider Groups

Potential Enrollee

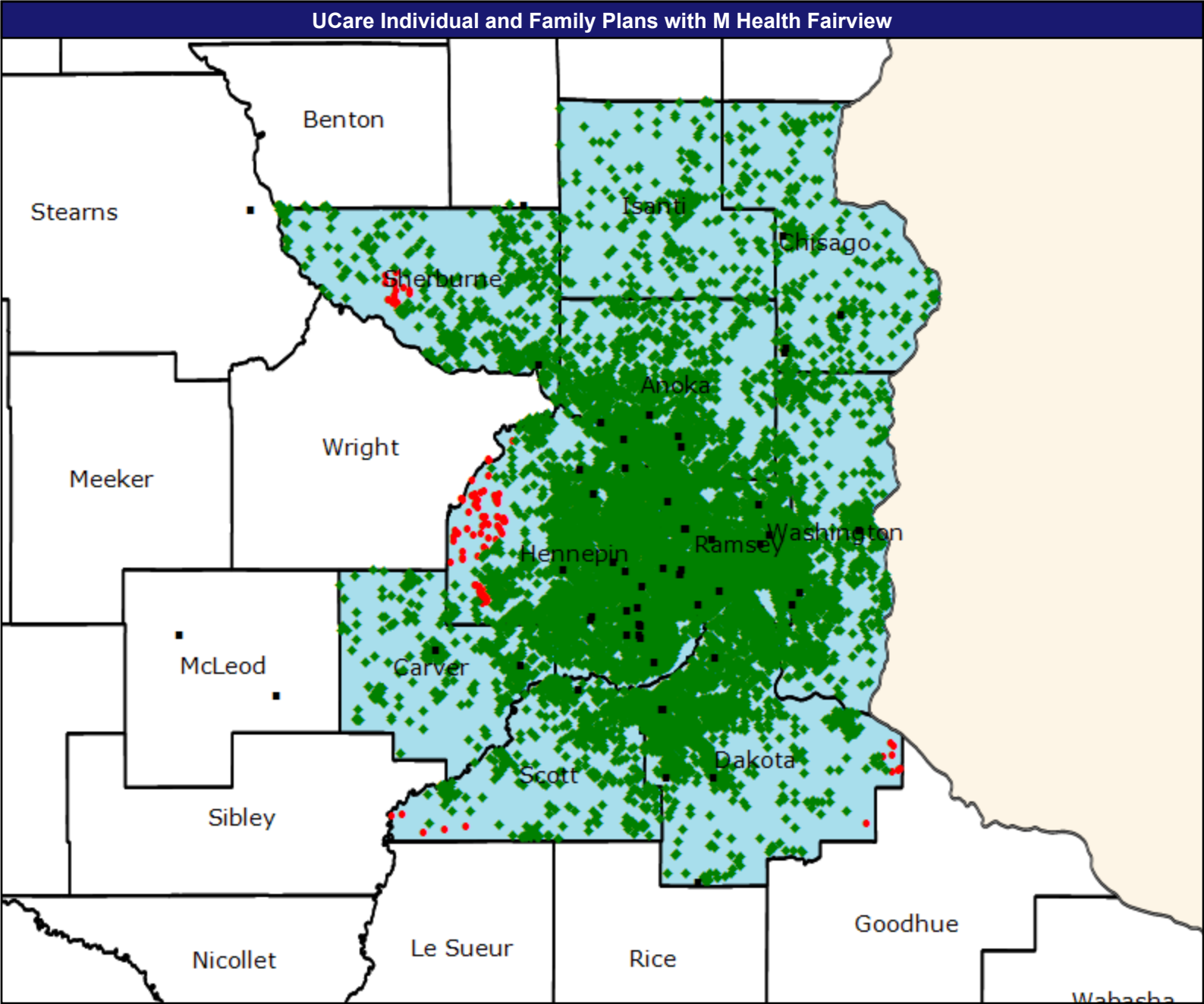

Oncology-Radiation

All Eligibles											
State Name	County Class	County	Potential Enrollee	Provider		With Access		Without Access		Average Distance	Average Time
			#	Group	Standard	#	%	#	%	1	1
Minnesota	Large Metro	Hennepin	5,023	Oncology-Ra...	1 in 15 miles an...	5,020	99.9	3	0.1	4.0	6.1
		Ramsey	2,547	Oncology-Ra...	1 in 15 miles an...	2,547	100.0	0	0.0	3.5	5.7
	Metro	Anoka	1,761	Oncology-Ra...	1 in 40 miles an...	1,761	100.0	0	0.0	6.5	8.5
		Carver	400	Oncology-Ra...	1 in 40 miles an...	400	100.0	0	0.0	5.7	6.3
		Chisago	270	Oncology-Ra...	1 in 40 miles an...	270	100.0	0	0.0	14.7	16.0
		Dakota	1,846	Oncology-Ra...	1 in 40 miles an...	1,846	100.0	0	0.0	7.7	9.9
		Scott	612	Oncology-Ra...	1 in 40 miles an...	612	100.0	0	0.0	7.8	8.9
		Sherburne	505	Oncology-Ra...	1 in 40 miles an...	432	85.5	73	14.5	27.4	32.6
		Washington	1,042	Oncology-Ra...	1 in 40 miles an...	1,042	100.0	0	0.0	6.7	8.0
	Micro	Isanti	232	Oncology-Ra...	1 in 75 miles an...	232	100.0	0	0.0	24.5	27.5
	Grand Totals		7,570	Oncology-Ra...	1 in 15 miles an...	7,567	99.9	3	0.1	3.8	6.0
			6,436	Oncology-Ra...	1 in 40 miles an...	6,363	98.9	73	1.1	8.9	10.9
			232	Oncology-Ra...	1 in 75 miles an...	232	100.0	0	0.0	24.5	27.5

Ophthalmology

August 6, 2025

- Ophthalmology
- 35 providers at 60 locations
- All providers
- Access Analysis
- Employee Group
- Potential Enrollee
- Provider Group
- Ophthalmology
- 14,238 potential enrollee locations
- ◆ With access (14,118)
- Without access (120)
- The Access Standard is defined as (Potential Enrollee) potential enrollees accessing in:
- Large Metro areas...
- 1 (Ophthalmology) provider in 10 miles and 20 minutes
- Metro areas...
- 1 (Ophthalmology) provider in 20 miles and 30 minutes
- Micro areas...
- 1 (Ophthalmology) provider in 35 miles and 50 minutes
- Rural areas...
- 1 (Ophthalmology) provider in 60 miles and 75 minutes
- CEAC areas...
- 1 (Ophthalmology) provider in 85 miles and 95 minutes
- Service Areas
- MHFV IFP







Orthopedic Surgery

August 6, 2025

Orthopedic Surgery

32 providers at 76 locations

■ All providers

Access Analysis

Employee Group

Potential Enrollee

Provider Group

Orthopedic Surgery

14,238 potential enrollee locations

◆ With access (14,149)

● Without access (89)

The Access Standard is defined as (Potential Enrollee) potential enrollees accessing in:

Large Metro areas...

1 (Orthopedic Surgery) provider in 10 miles and 20 minutes

Metro areas...

1 (Orthopedic Surgery) provider in 20 miles and 30 minutes

Micro areas...

1 (Orthopedic Surgery) provider in 35 miles and 50 minutes

Rural areas...

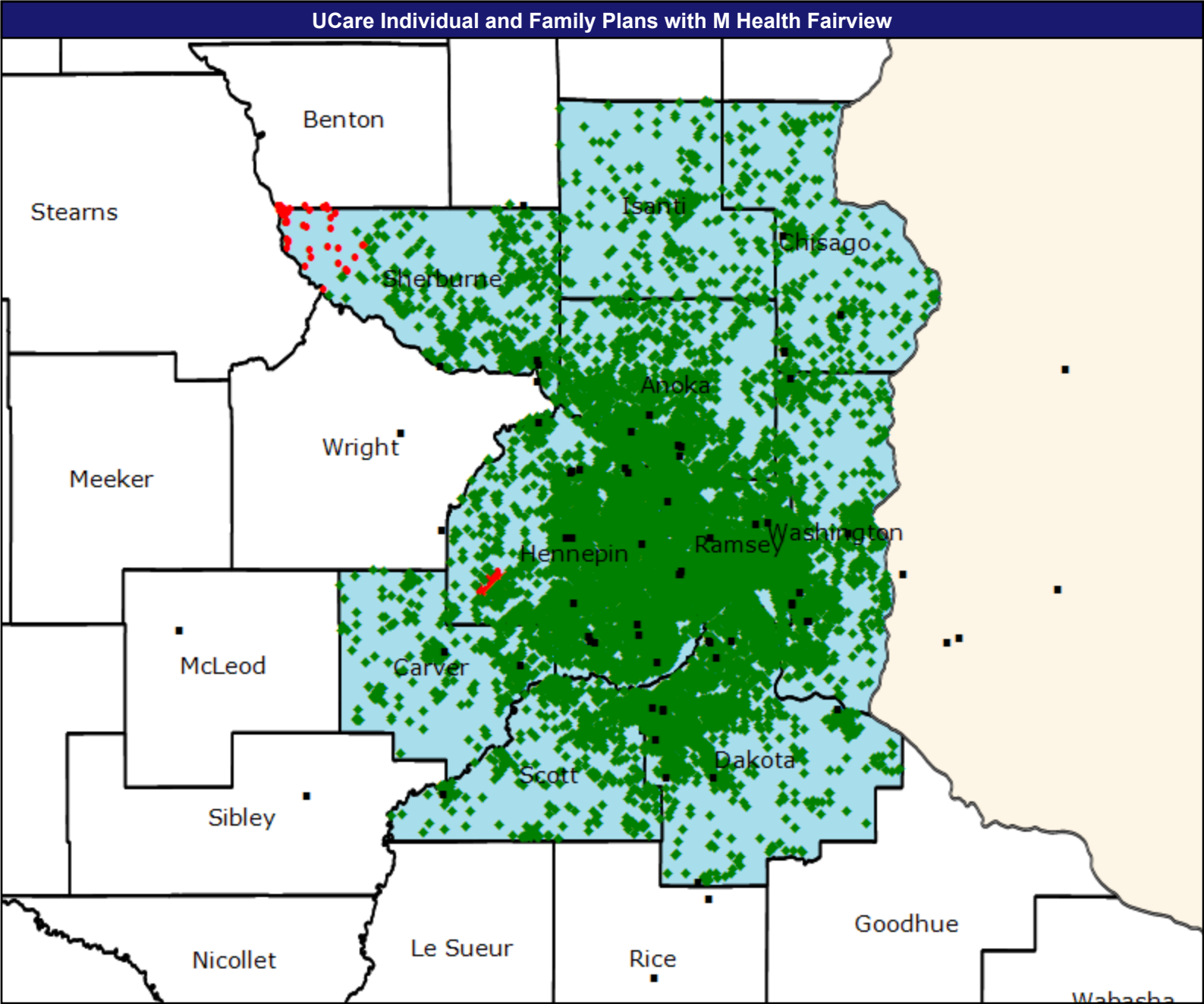
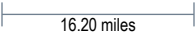
1 (Orthopedic Surgery) provider in 60 miles and 75 minutes

CEAC areas...

1 (Orthopedic Surgery) provider in 85 miles and 95 minutes

Service Areas

■ MHFV IFP



### Access Detail By County - Orthopedic Surgery

Access Analysis  
Access Analysis  
Potential Enrollee / Provider Groups  
Potential Enrollee  
Orthopedic Surgery

[illegible]

Outpatient Infusion/Chemotherapy

August 6, 2025

Outpatient Infusion/Chemotherapy

9 providers at 6 locations

■ All providers

Access Analysis

Employee Group

Potential Enrollee

Provider Group

Outpatient Infusion/Chemotherapy

14,238 potential enrollee locations

◆ With access (11,159)

● Without access (3,079)

The Access Standard is defined as (Potential Enrollee) potential enrollees accessing in:

Large Metro areas...

1 (Outpatient Infusion/Chemotherapy) provider in 10 miles and 20 minutes

Metro areas...

1 (Outpatient Infusion/Chemotherapy) provider in 30 miles and 45 minutes

Micro areas...

1 (Outpatient Infusion/Chemotherapy) provider in 60 miles and 80 minutes

Rural areas...

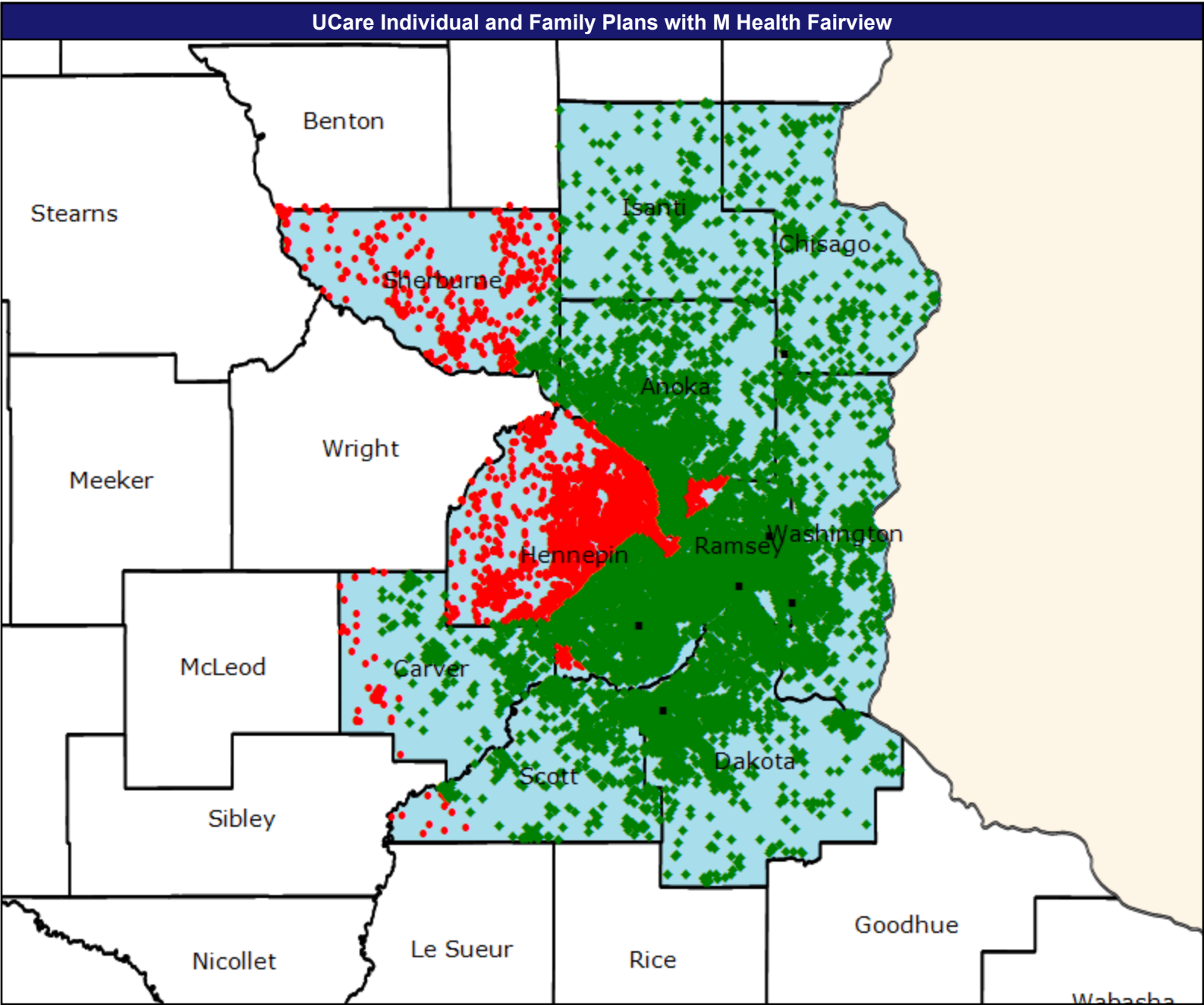
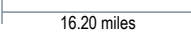
1 (Outpatient Infusion/Chemotherapy) provider in 60 miles and 75 minutes

CEAC areas...

1 (Outpatient Infusion/Chemotherapy) provider in 100 miles and 110 minutes

Service Areas

■ MHFV IFP



Access Detail By County - Outpatient Infusion/Chemotherapy

August 6, 2025

Access Analysis

Access Analysis

Potential Enrollee / Provider Groups

Potential Enrollee

Outpatient Infusion/Chemotherapy

All Eligibles											
State Name	County Class	County	Potential Enrollee	Provider		With Access		Without Access		Average Distance	Average Time
			#	Group	Standard	#	%	#	%	1	1
Minnesota	Large Metro	Hennepin	5,023	Outpatient Inf...	1 in 10 miles an...	2,606	51.9	2,417	48.1	11.1	18.6
		Ramsey	2,547	Outpatient Inf...	1 in 10 miles an...	2,361	92.7	186	7.3	4.6	7.3
	Metro	Anoka	1,761	Outpatient Inf...	1 in 30 miles an...	1,761	100.0	0	0.0	17.8	22.3
		Carver	400	Outpatient Inf...	1 in 30 miles an...	333	83.2	67	16.8	21.2	28.6
		Chisago	270	Outpatient Inf...	1 in 30 miles an...	270	100.0	0	0.0	14.7	16.0
		Dakota	1,846	Outpatient Inf...	1 in 30 miles an...	1,846	100.0	0	0.0	8.1	10.4
		Scott	612	Outpatient Inf...	1 in 30 miles an...	599	97.9	13	2.1	13.4	16.2
		Sherburne	505	Outpatient Inf...	1 in 30 miles an...	109	21.6	396	78.4	37.6	40.9
		Washington	1,042	Outpatient Inf...	1 in 30 miles an...	1,042	100.0	0	0.0	7.6	9.3
	Micro	Isanti	232	Outpatient Inf...	1 in 60 miles an...	232	100.0	0	0.0	26.1	28.5
	Grand Totals		7,570	Outpatient Inf...	1 in 10 miles an...	4,967	65.6	2,603	34.4	9.0	14.8
			6,436	Outpatient Inf...	1 in 30 miles an...	5,960	92.6	476	7.4	14.6	17.8
			232	Outpatient Inf...	1 in 60 miles an...	232	100.0	0	0.0	26.1	28.5

Pediatric Specialty Care

August 6, 2025

Pediatric Specialty Care

78 providers at 102 locations

■ All providers

Access Analysis

Employee Group

Potential Enrollee

Provider Group

Pediatric Specialty Care

14,238 potential enrollee locations

◆ With access (12,631)

● Without access (1,607)

The Access Standard is defined as (Potential Enrollee) potential enrollees accessing in:

Large Metro areas...

1 (Pediatric Specialty Care) provider in 5 miles and 10 minutes

Metro areas...

1 (Pediatric Specialty Care) provider in 10 miles and 15 minutes

Micro areas...

1 (Pediatric Specialty Care) provider in 20 miles and 30 minutes

Rural areas...

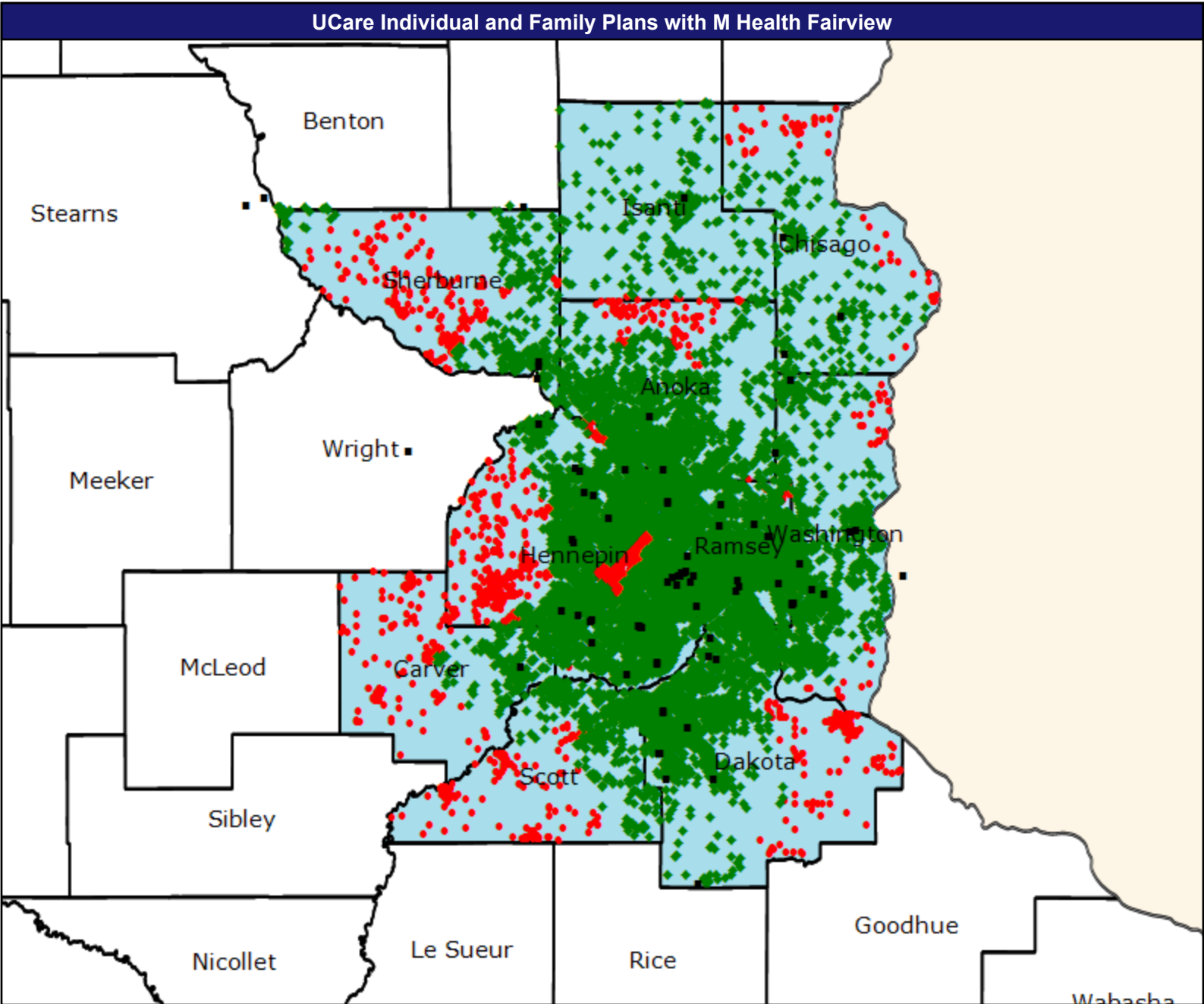

1 (Pediatric Specialty Care) provider in 30 miles and 40 minutes

CEAC areas...

1 (Pediatric Specialty Care) provider in 60 miles and 70 minutes

Service Areas

■ MHFV IFP



Access Detail By County - Pediatric Specialty Care

August 6, 2025

Access Analysis  
Access Analysis  
Potential Enrollee / Provider Groups  
Potential Enrollee  
Pediatric Specialty Care

All Eligibles											
State Name	County Class	County	Potential Enrollee	Provider		With Access		Without Access		Average Distance	Average Time
			#	Group	Standard	#	%	#	%	1	1
Minnesota	Large Metro	Hennepin	5,023	Pediatric Spe...	1 in 5 miles and...	4,335	86.3	688	13.7	3.1	4.9
		Ramsey	2,547	Pediatric Spe...	1 in 5 miles and...	2,521	99.0	26	1.0	2.2	3.6
	Metro	Anoka	1,761	Pediatric Spe...	1 in 10 miles an...	1,655	94.0	106	6.0	4.8	5.8
		Carver	400	Pediatric Spe...	1 in 10 miles an...	235	58.7	165	41.2	8.8	9.7
		Chisago	270	Pediatric Spe...	1 in 10 miles an...	212	78.5	58	21.5	6.1	6.6
		Dakota	1,846	Pediatric Spe...	1 in 10 miles an...	1,654	89.6	192	10.4	4.6	5.9
		Scott	612	Pediatric Spe...	1 in 10 miles an...	460	75.2	152	24.8	8.6	9.6
		Sherburne	505	Pediatric Spe...	1 in 10 miles an...	316	62.6	189	37.4	8.3	9.1
		Washington	1,042	Pediatric Spe...	1 in 10 miles an...	1,011	97.0	31	3.0	3.8	4.6
	Micro	Isanti	232	Pediatric Spe...	1 in 20 miles an...	232	100.0	0	0.0	6.9	7.5
	Grand Totals		7,570	Pediatric Spe...	1 in 5 miles and...	6,856	90.6	714	9.4	2.8	4.5
			6,436	Pediatric Spe...	1 in 10 miles an...	5,543	86.1	893	13.9	5.5	6.5
			232	Pediatric Spe...	1 in 20 miles an...	232	100.0	0	0.0	6.9	7.5

Physical Medicine and Rehabilitation and Occupational Medicine

August 6, 2025

Physical Medicine and Rehabilitation and Occupational Medicine

71 providers at 136 locations

■ All providers

Access Analysis

Employee Group

Potential Enrollee

Provider Group

Physical Medicine and Rehabilitation and Occupational Medicine

14,238 potential enrollee locations

◆ With access (14,238)

● Without access (0)

The Access Standard is defined as (Potential Enrollee) potential enrollees accessing in:

Large Metro areas...

1 (Physical Medicine and Rehabilitation and Occupational Medicine) provider in 15 miles and 30 minutes

Metro areas...

1 (Physical Medicine and Rehabilitation and Occupational Medicine) provider in 30 miles and 45 minutes

Micro areas...

1 (Physical Medicine and Rehabilitation and Occupational Medicine) provider in 60 miles and 80 minutes

Rural areas...

1 (Physical Medicine and Rehabilitation and Occupational Medicine) provider in 75 miles and 90 minutes

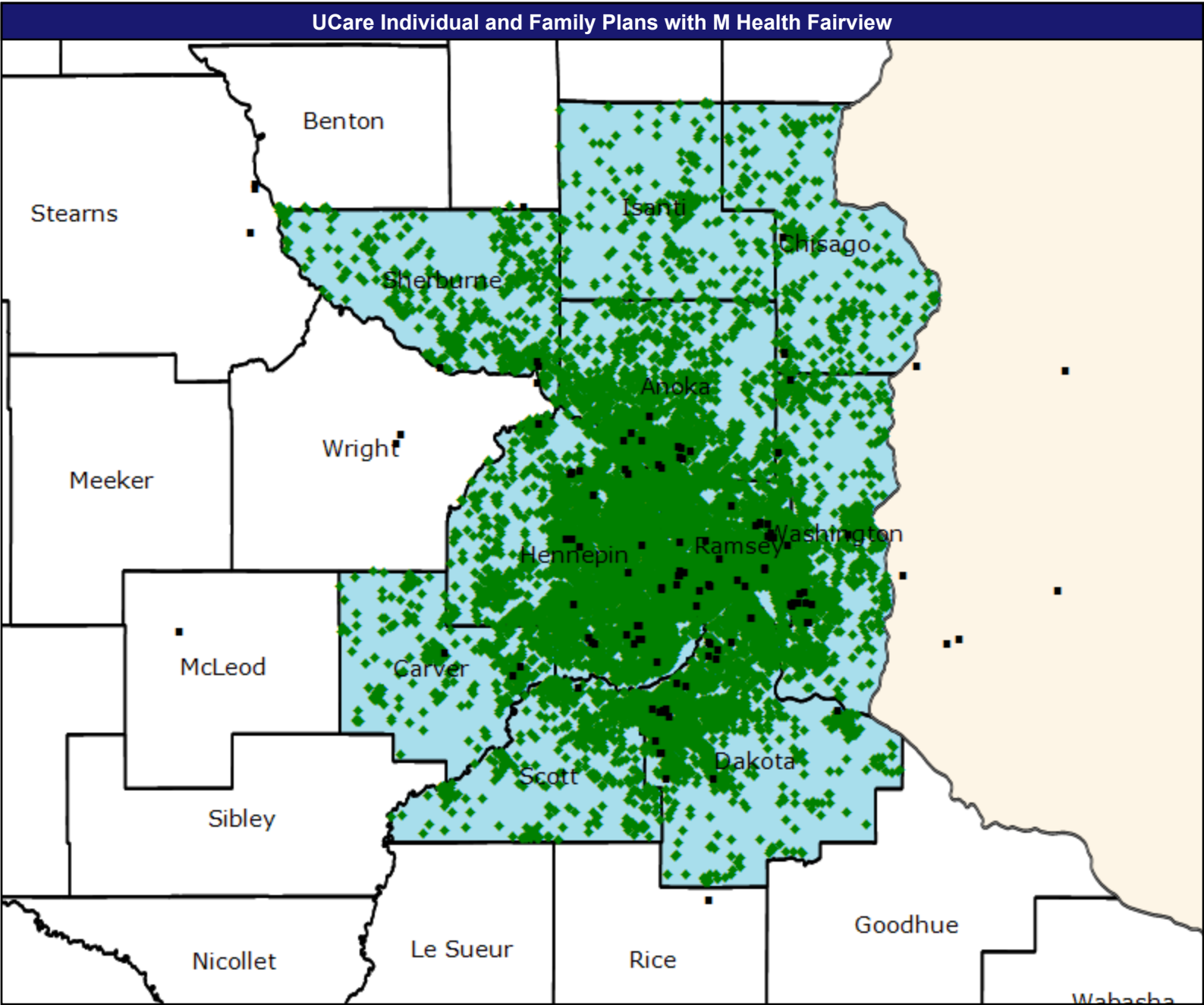
CEAC areas...

1 (Physical Medicine and Rehabilitation and Occupational Medicine) provider in 110 miles and 125 minutes

Service Areas

■ MHFV IFP

16.20 miles





Access Detail By County - Physical Medicine and Rehabilitation and Occupational Medicine

All Eligibles												
State Name	County Class	County	Potential Enrollee	Provider		With Access		Without Access		Average Distance		Average Time
			#	Group	Standard	#	%	#	%	1	1	1
Minnesota	Large Metro	Hennepin	5,023	Physical Med...	1 in 15 miles an...	5,023	100.0	0	0.0	2.8	4.3	
		Ramsey	2,547	Physical Med...	1 in 15 miles an...	2,547	100.0	0	0.0	1.9	3.1	
	Metro	Anoka	1,761	Physical Med...	1 in 30 miles an...	1,761	100.0	0	0.0	4.2	5.1	
		Carver	400	Physical Med...	1 in 30 miles an...	400	100.0	0	0.0	5.7	6.3	
		Chisago	270	Physical Med...	1 in 30 miles an...	270	100.0	0	0.0	7.7	8.3	
		Dakota	1,846	Physical Med...	1 in 30 miles an...	1,846	100.0	0	0.0	3.2	3.9	
		Scott	612	Physical Med...	1 in 30 miles an...	612	100.0	0	0.0	6.7	7.4	
		Sherburne	505	Physical Med...	1 in 30 miles an...	505	100.0	0	0.0	6.5	7.0	
		Washington	1,042	Physical Med...	1 in 30 miles an...	1,042	100.0	0	0.0	3.5	4.1	
	Micro	Isanti	232	Physical Med...	1 in 60 miles an...	232	100.0	0	0.0	13.7	14.9	
	Grand Totals		7,570	Physical Med...	1 in 15 miles an...	7,570	100.0	0	0.0	2.5	3.9	
			6,436	Physical Med...	1 in 30 miles an...	6,436	100.0	0	0.0	4.4	5.2	
			232	Physical Med...	1 in 60 miles an...	232	100.0	0	0.0	13.7	14.9	

Access Analysis  
Access Analysis  
Potential Enrollee / Provider Groups  
Potential Enrollee  
Physical Medicine and  
Rehabilitation and Occupational  
Medicine

Physical Therapy

August 6, 2025

Physical Therapy

50 providers at 98 locations

■ All providers

Access Analysis

Employee Group

Potential Enrollee

Provider Group

Physical Therapy

14,238 potential enrollee locations

◆ With access (14,191)

● Without access (47)

The Access Standard is defined as (Potential Enrollee) potential enrollees accessing in:

Large Metro areas...

1 (Physical Therapy) provider in 10 miles and 20 minutes

Metro areas...

1 (Physical Therapy) provider in 30 miles and 45 minutes

Micro areas...

1 (Physical Therapy) provider in 60 miles and 80 minutes

Rural areas...

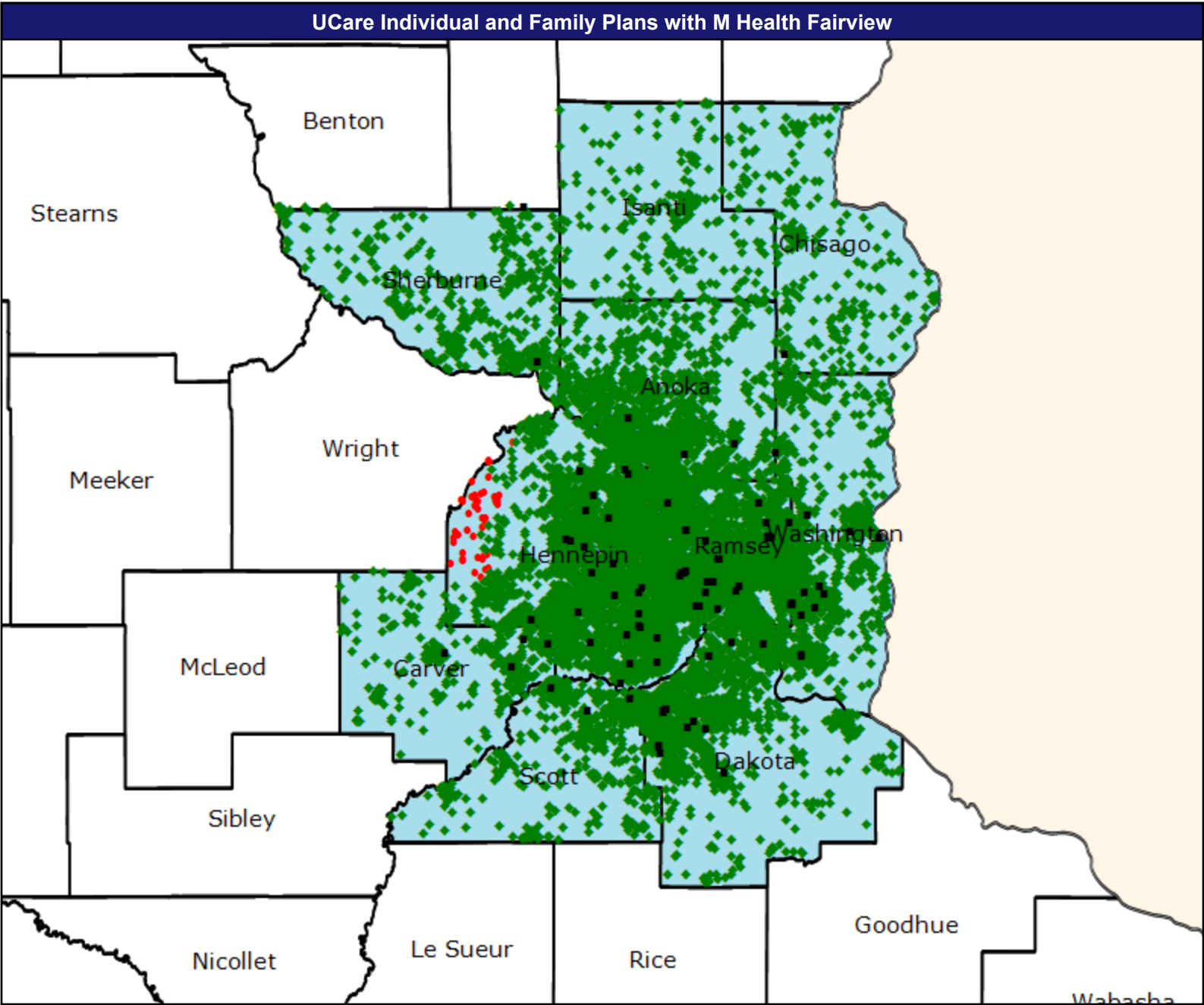

1 (Physical Therapy) provider in 75 miles and 90 minutes

CEAC areas...

1 (Physical Therapy) provider in 110 miles and 125 minutes

Service Areas

■ MHFV IFP



Access Detail By County - Physical Therapy

August 6, 2025

Access Analysis

Access Analysis

Potential Enrollee / Provider Groups

Potential Enrollee

Physical Therapy

All Eligibles											
State Name	County Class	County	Potential Enrollee	Provider		With Access		Without Access		Average Distance	Average Time
			#	Group	Standard	#	%	#	%	1	1
Minnesota	Large Metro	Hennepin	5,023	Physical Ther...	1 in 10 miles an...	4,976	99.1	47	0.9	2.7	4.2
		Ramsey	2,547	Physical Ther...	1 in 10 miles an...	2,547	100.0	0	0.0	2.1	3.4
	Metro	Anoka	1,761	Physical Ther...	1 in 30 miles an...	1,761	100.0	0	0.0	4.5	5.5
		Carver	400	Physical Ther...	1 in 30 miles an...	400	100.0	0	0.0	5.1	5.6
		Chisago	270	Physical Ther...	1 in 30 miles an...	270	100.0	0	0.0	14.7	16.0
		Dakota	1,846	Physical Ther...	1 in 30 miles an...	1,846	100.0	0	0.0	3.7	4.7
		Scott	612	Physical Ther...	1 in 30 miles an...	612	100.0	0	0.0	5.8	6.4
		Sherburne	505	Physical Ther...	1 in 30 miles an...	505	100.0	0	0.0	10.5	11.4
		Washington	1,042	Physical Ther...	1 in 30 miles an...	1,042	100.0	0	0.0	3.2	3.8
	Micro	Isanti	232	Physical Ther...	1 in 60 miles an...	232	100.0	0	0.0	17.2	18.7
	Grand Totals		7,570	Physical Ther...	1 in 10 miles an...	7,523	99.4	47	0.6	2.5	3.9
			6,436	Physical Ther...	1 in 30 miles an...	6,436	100.0	0	0.0	5.1	6.0
			232	Physical Ther...	1 in 60 miles an...	232	100.0	0	0.0	17.2	18.7

Plastic Surgery

August 6, 2025

Plastic Surgery

12 providers at 18 locations

■ All providers

Access Analysis

Employee Group

Potential Enrollee

Provider Group

Plastic Surgery

14,238 potential enrollee locations

◆ With access (14,095)

● Without access (143)

The Access Standard is defined as (Potential Enrollee) potential enrollees accessing in:

Large Metro areas...

1 (Plastic Surgery) provider in 15 miles and 30 minutes

Metro areas...

1 (Plastic Surgery) provider in 40 miles and 60 minutes

Micro areas...

1 (Plastic Surgery) provider in 75 miles and 100 minutes

Rural areas...

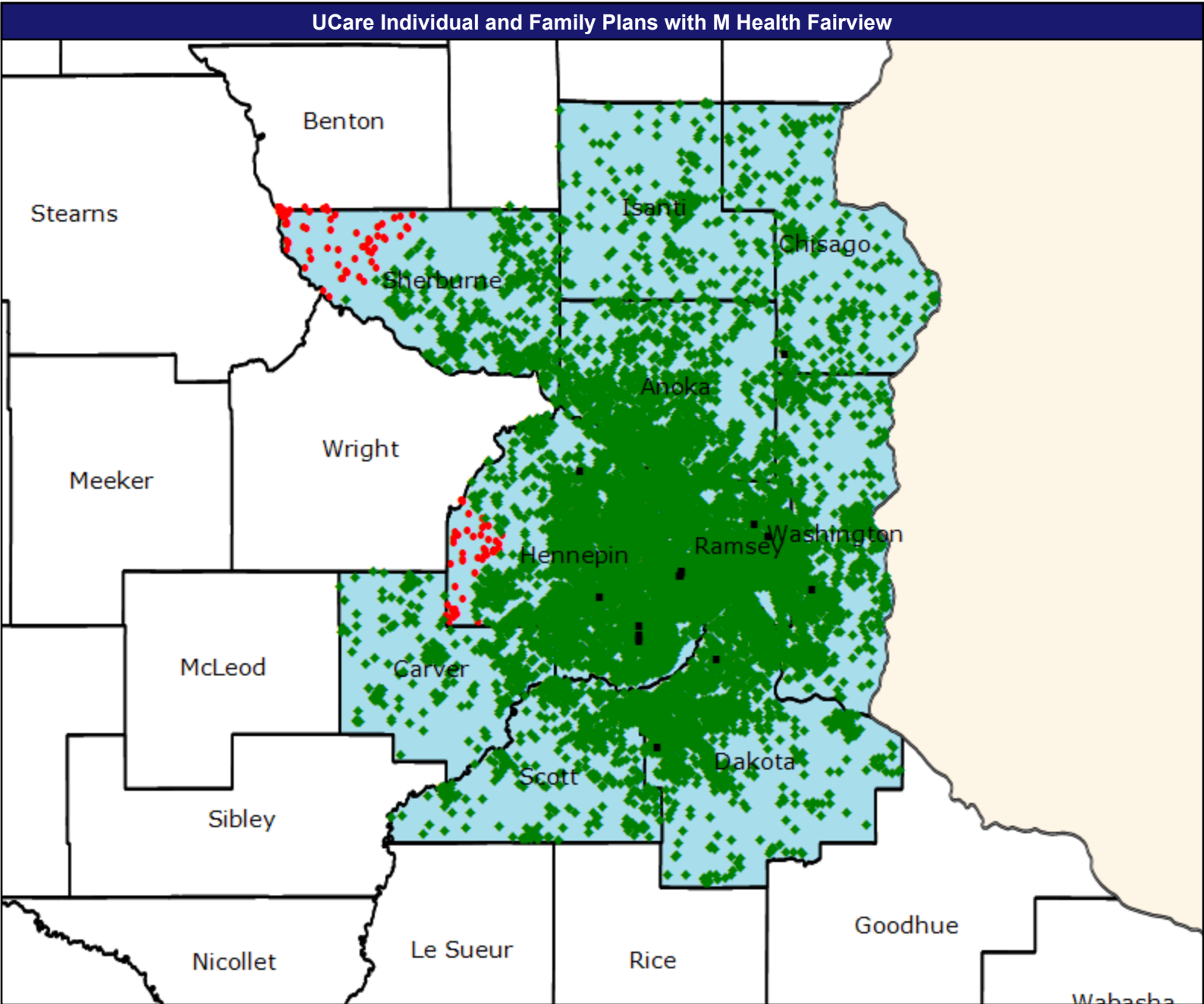
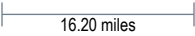
1 (Plastic Surgery) provider in 90 miles and 110 minutes

CEAC areas...

1 (Plastic Surgery) provider in 130 miles and 145 minutes

Service Areas

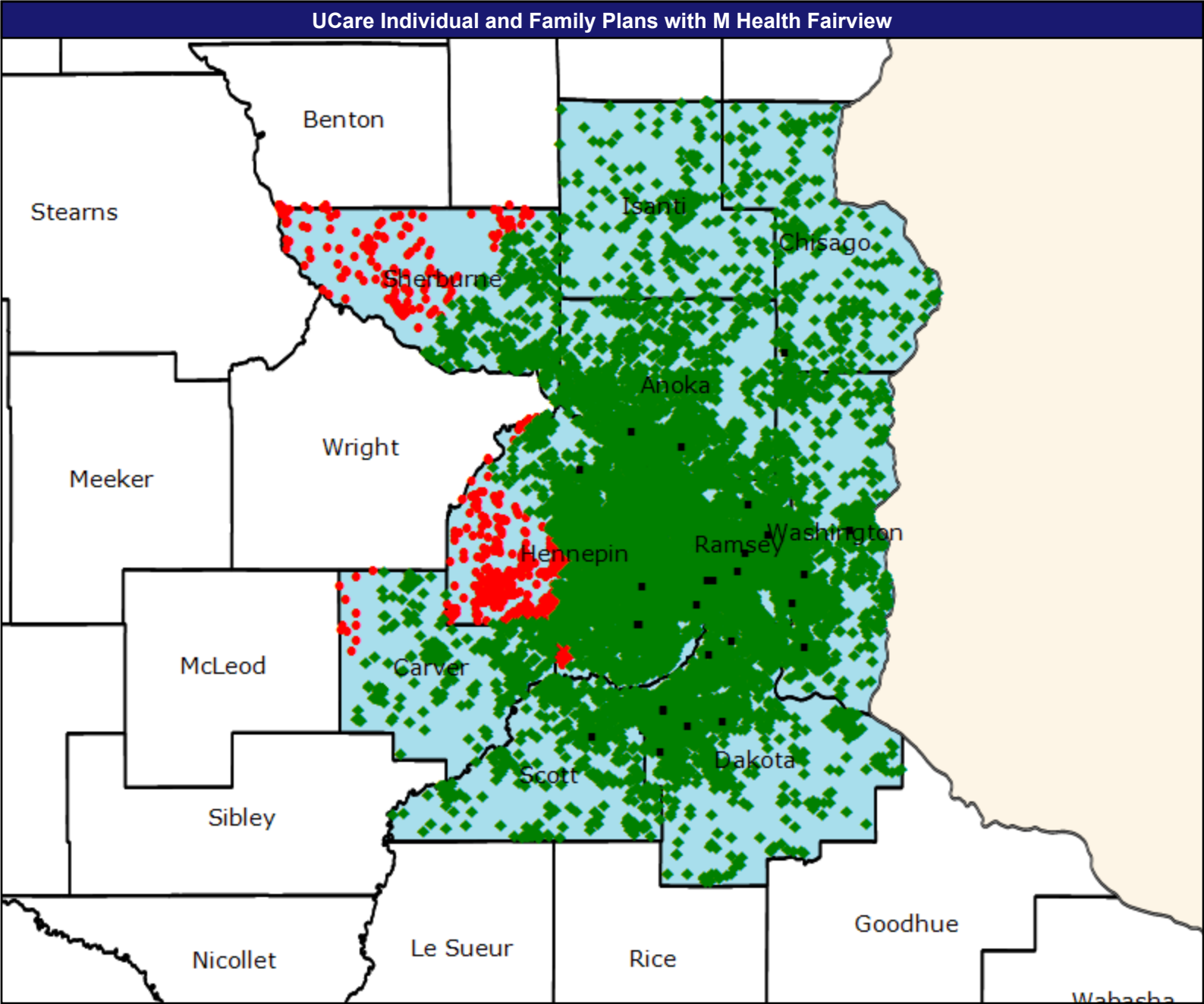
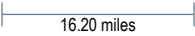
■ MHFV IFP





Podiatry

- August 6, 2025
- Podiatry
- 21 providers at 29 locations
- All providers
- Access Analysis
- Employee Group
- Potential Enrollee
- Provider Group
- Podiatry
- 14,238 potential enrollee locations
- ◆ With access (13,495)
  - Without access (743)
- The Access Standard is defined as (Potential Enrollee) potential enrollees accessing in:
- Large Metro areas...
- 1 (Podiatry) provider in 10 miles and 20 minutes
- Metro areas...
- 1 (Podiatry) provider in 30 miles and 45 minutes
- Micro areas...
- 1 (Podiatry) provider in 45 miles and 60 minutes
- Rural areas...
- 1 (Podiatry) provider in 60 miles and 75 minutes
- CEAC areas...
- 1 (Podiatry) provider in 100 miles and 110 minutes
- Service Areas
- MHFV IFP



Access Detail By County - Podiatry

August 6, 2025

Access Analysis

Access Analysis

Potential Enrollee / Provider Groups

Potential Enrollee

Podiatry

All Eligibles											
State Name	County Class	County	Potential Enrollee	Provider		With Access		Without Access		Average Distance	Average Time
			#	Group	Standard	#	%	#	%	1	1
Minnesota	Large Metro	Hennepin	5,023	Podiatry	1 in 10 miles an...	4,461	88.8	562	11.2	6.3	10.0
		Ramsey	2,547	Podiatry	1 in 10 miles an...	2,547	100.0	0	0.0	2.9	4.6
	Metro	Anoka	1,761	Podiatry	1 in 30 miles an...	1,761	100.0	0	0.0	5.9	7.6
		Carver	400	Podiatry	1 in 30 miles an...	389	97.2	11	2.8	19.0	22.9
		Chisago	270	Podiatry	1 in 30 miles an...	270	100.0	0	0.0	14.7	16.0
		Dakota	1,846	Podiatry	1 in 30 miles an...	1,846	100.0	0	0.0	4.5	5.5
		Scott	612	Podiatry	1 in 30 miles an...	612	100.0	0	0.0	7.8	8.7
		Sherburne	505	Podiatry	1 in 30 miles an...	335	66.3	170	33.7	28.1	33.7
		Washington	1,042	Podiatry	1 in 30 miles an...	1,042	100.0	0	0.0	4.5	5.3
	Micro	Isanti	232	Podiatry	1 in 45 miles an...	232	100.0	0	0.0	24.2	27.3
	Grand Totals		7,570	Podiatry	1 in 10 miles an...	7,008	92.6	562	7.4	5.2	8.2
			6,436	Podiatry	1 in 30 miles an...	6,255	97.2	181	2.8	8.4	10.1
			232	Podiatry	1 in 45 miles an...	232	100.0	0	0.0	24.2	27.3

Primary Care-Adult

August 6, 2025

Primary Care-Adult

246 providers at 497 locations

■ All providers

Access Analysis

Employee Group

Potential Enrollee

Provider Group

Primary Care-Adult

14,238 potential enrollee locations

◆ With access (13,669)

● Without access (569)

The Access Standard is defined as (Potential Enrollee) potential enrollees accessing in:

Large Metro areas...

1 (Primary Care-Adult) provider in 5 miles and 10 minutes

Metro areas...

1 (Primary Care-Adult) provider in 10 miles and 15 minutes

Micro areas...

1 (Primary Care-Adult) provider in 20 miles and 30 minutes

Rural areas...

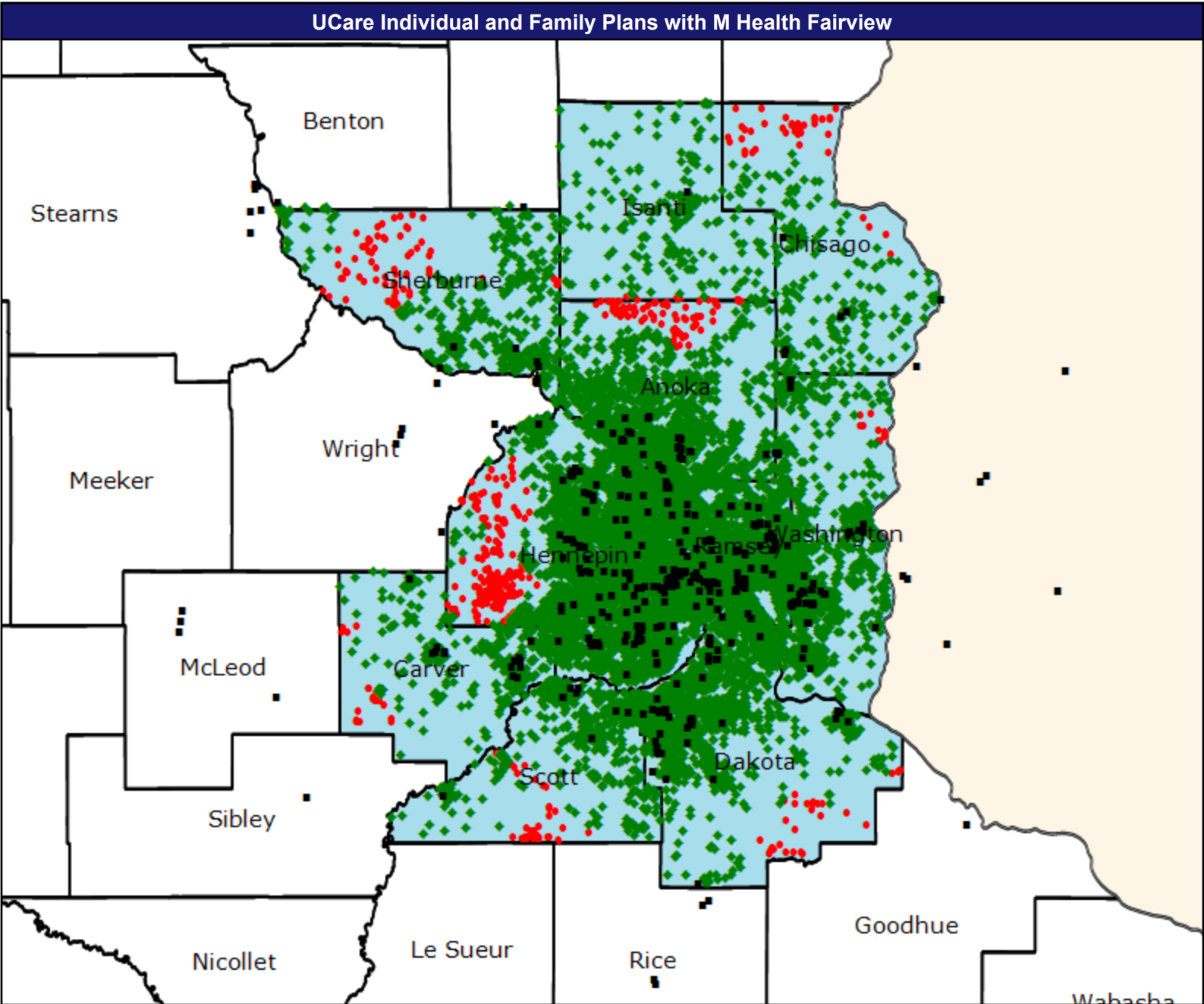

1 (Primary Care-Adult) provider in 30 miles and 40 minutes

CEAC areas...

1 (Primary Care-Adult) provider in 60 miles and 70 minutes

Service Areas

■ MHFV IFP







Primary Care-Pediatric

August 6, 2025

Primary Care-Pediatric

108 providers at 137 locations

■ All providers

Access Analysis

Employee Group

Potential Enrollee

Provider Group

Primary Care-Pediatric

14,238 potential enrollee locations

◆ With access (13,109)

● Without access (1,129)

The Access Standard is defined as (Potential Enrollee) potential enrollees accessing in:

Large Metro areas...

1 (Primary Care-Pediatric) provider in 5 miles and 10 minutes

Metro areas...

1 (Primary Care-Pediatric) provider in 10 miles and 15 minutes

Micro areas...

1 (Primary Care-Pediatric) provider in 20 miles and 30 minutes

Rural areas...

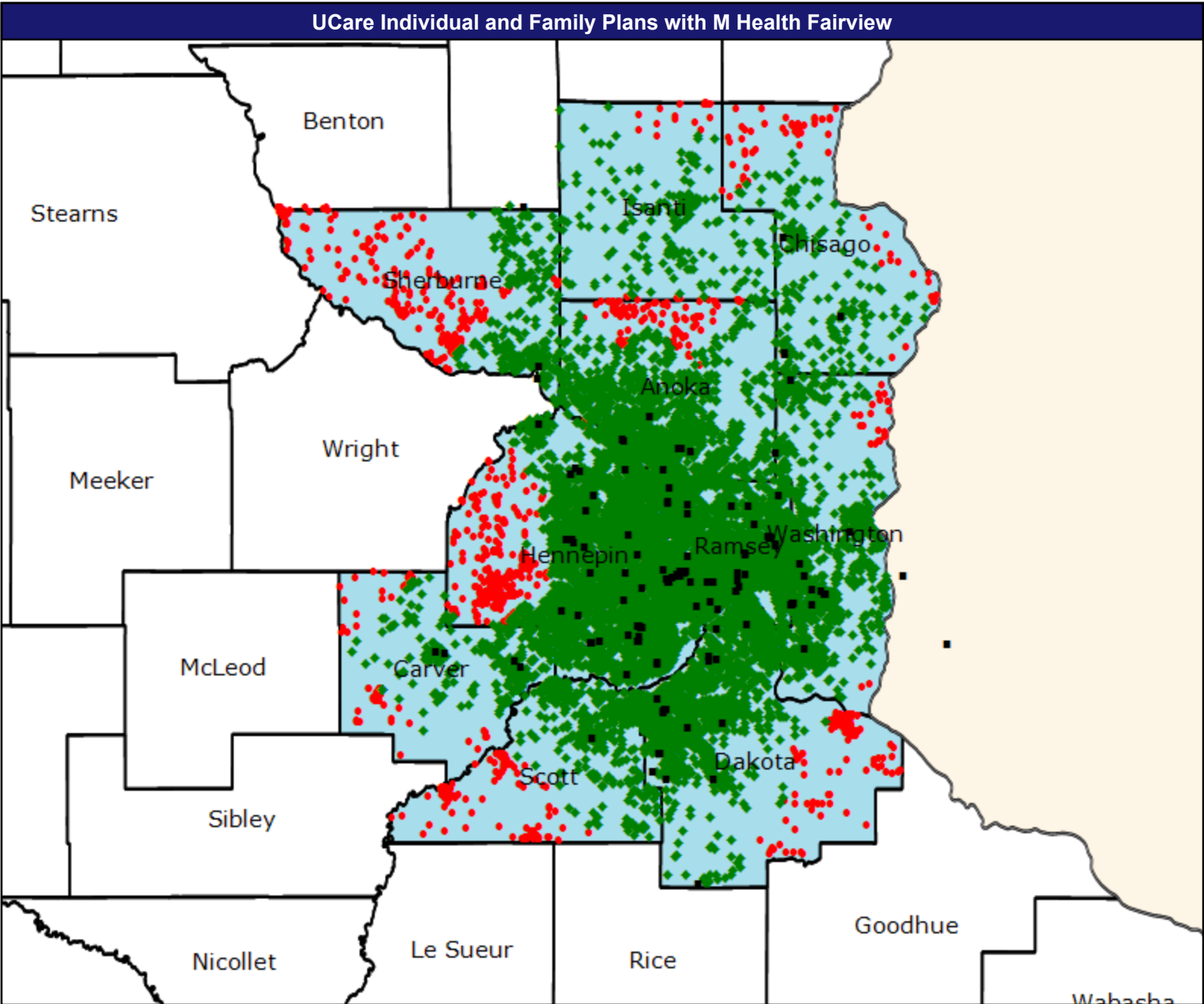
1 (Primary Care-Pediatric) provider in 30 miles and 40 minutes

CEAC areas...

1 (Primary Care-Pediatric) provider in 60 miles and 70 minutes

Service Areas

■ MHFV IFP



Access Detail By County - Primary Care-Pediatric

August 6, 2025

Access Analysis

Access Analysis

Potential Enrollee / Provider Groups

Potential Enrollee

Primary Care-Pediatric

All Eligibles											
State Name	County Class	County	Potential Enrollee	Provider		With Access		Without Access		Average Distance	Average Time
			#	Group	Standard	#	%	#	%	1	1
Minnesota	Large Metro	Hennepin	5,023	Primary Care...	1 in 5 miles and...	4,701	93.6	322	6.4	2.4	3.6
		Ramsey	2,547	Primary Care...	1 in 5 miles and...	2,542	99.8	5	0.2	1.7	2.7
	Metro	Anoka	1,761	Primary Care...	1 in 10 miles an...	1,653	93.9	108	6.1	4.0	4.8
		Carver	400	Primary Care...	1 in 10 miles an...	336	84.0	64	16.0	5.3	5.9
		Chisago	270	Primary Care...	1 in 10 miles an...	204	75.6	66	24.4	6.3	6.8
		Dakota	1,846	Primary Care...	1 in 10 miles an...	1,672	90.6	174	9.4	3.5	4.4
		Scott	612	Primary Care...	1 in 10 miles an...	491	80.2	121	19.8	6.5	7.2
		Sherburne	505	Primary Care...	1 in 10 miles an...	275	54.5	230	45.5	10.7	11.7
		Washington	1,042	Primary Care...	1 in 10 miles an...	1,021	98.0	21	2.0	3.0	3.6
	Micro	Isanti	232	Primary Care...	1 in 20 miles an...	214	92.2	18	7.8	13.7	14.9
	Grand Totals		7,570	Primary Care...	1 in 5 miles and...	7,243	95.7	327	4.3	2.2	3.3
			6,436	Primary Care...	1 in 10 miles an...	5,652	87.8	784	12.2	4.7	5.4
			232	Primary Care...	1 in 20 miles an...	214	92.2	18	7.8	13.7	14.9

Pulmonology

August 6, 2025

Pulmonology

32 providers at 30 locations

■ All providers

Access Analysis

Employee Group

Potential Enrollee

Provider Group

Pulmonology

14,238 potential enrollee locations

◆ With access (13,800)

● Without access (438)

The Access Standard is defined as (Potential Enrollee) potential enrollees accessing in:

Large Metro areas...

1 (Pulmonology) provider in 10 miles and 20 minutes

Metro areas...

1 (Pulmonology) provider in 30 miles and 45 minutes

Micro areas...

1 (Pulmonology) provider in 45 miles and 60 minutes

Rural areas...

1 (Pulmonology) provider in 60 miles and 75 minutes

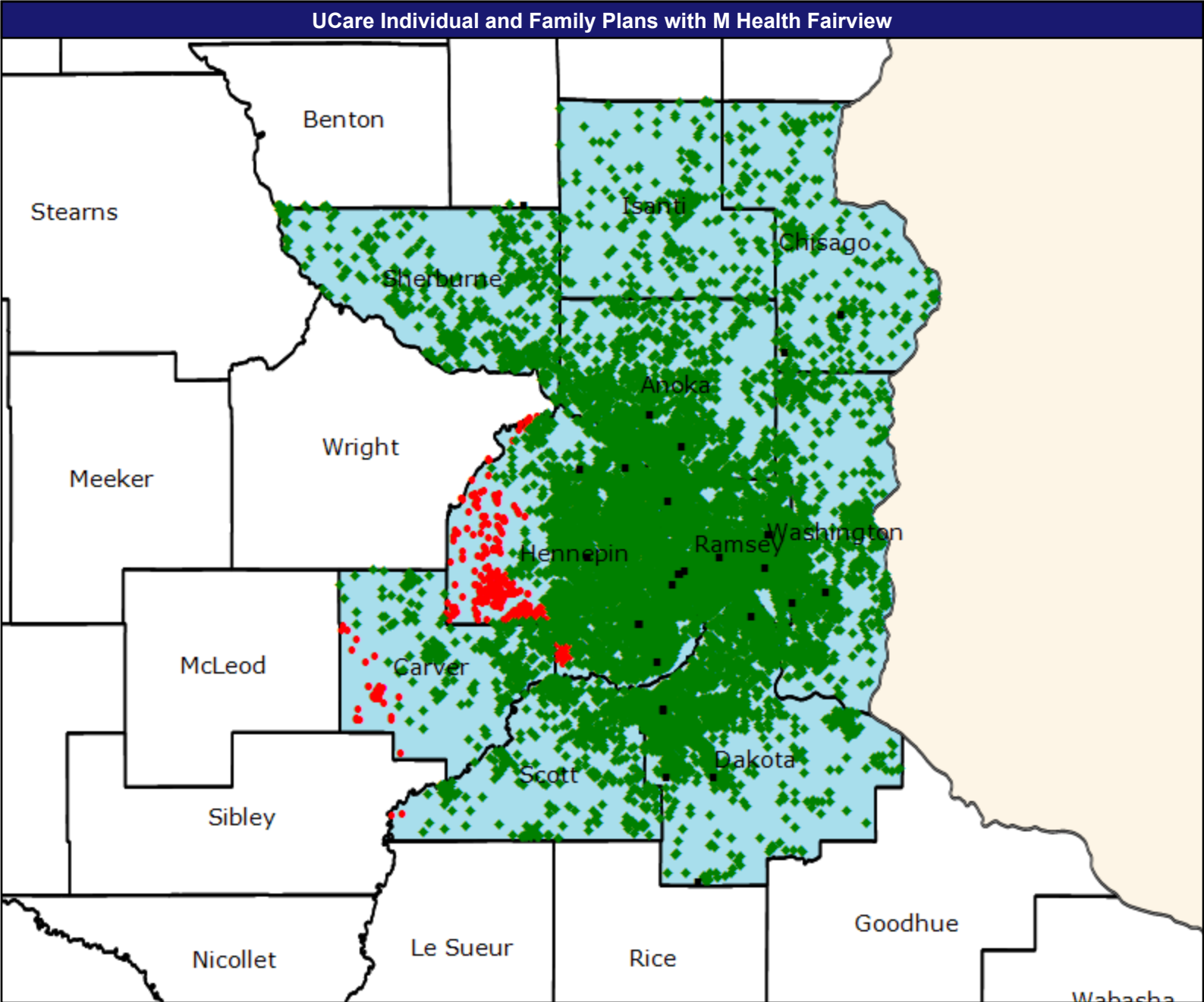
CEAC areas...

1 (Pulmonology) provider in 100 miles and 110 minutes

Service Areas

■ MHFV IFP

16.20 miles



### Access Detail By County - Pulmonology

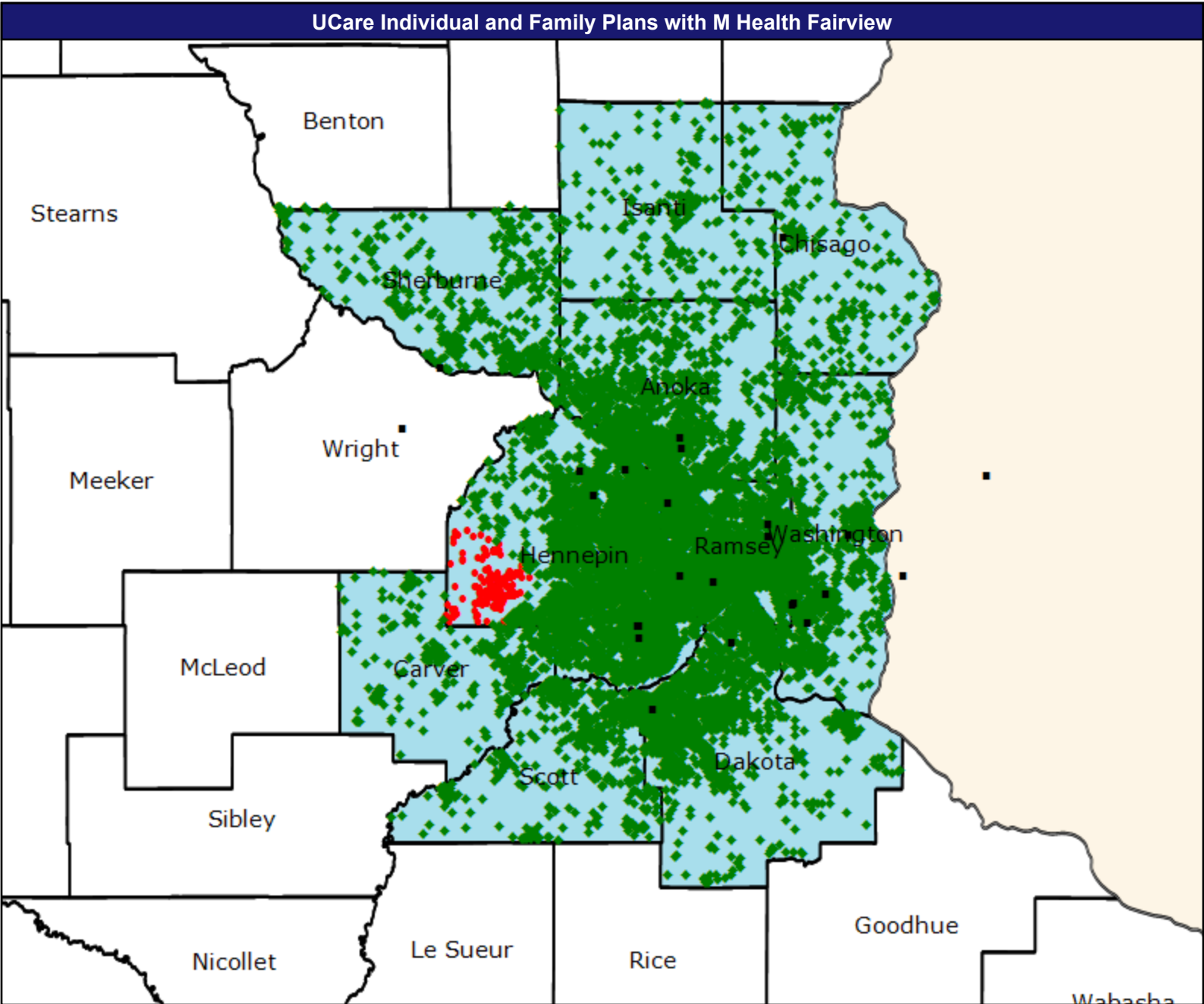
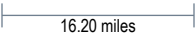
Access Analysis  
Access Analysis  
Potential Enrollee / Provider Groups  
Potential Enrollee  
Pulmonology

[illegible]

Rheumatology

August 6, 2025

- Rheumatology
- 16 providers at 25 locations
- All providers
- Access Analysis
- Employee Group
- Potential Enrollee
- Provider Group
- Rheumatology
- 14,238 potential enrollee locations
- ◆ With access (14,036)
- Without access (202)
- The Access Standard is defined as (Potential Enrollee) potential enrollees accessing in:
- Large Metro areas...
- 1 (Rheumatology) provider in 15 miles and 30 minutes
- Metro areas...
- 1 (Rheumatology) provider in 40 miles and 60 minutes
- Micro areas...
- 1 (Rheumatology) provider in 75 miles and 100 minutes
- Rural areas...
- 1 (Rheumatology) provider in 90 miles and 110 minutes
- CEAC areas...
- 1 (Rheumatology) provider in 130 miles and 145 minutes
- Service Areas
- MHFV IFP



August 6, 2025

Potential Enrollee / Provider Groups  
Potential Enrollee  
Rheumatology

[illegible]

Skilled Nursing Facilities

August 6, 2025

Skilled Nursing Facilities

173 providers at 157 locations

■ All providers

Access Analysis

Employee Group

Potential Enrollee

Provider Group

Skilled Nursing Facilities

14,238 potential enrollee locations

◆ With access (14,213)

● Without access (25)

The Access Standard is defined as (Potential Enrollee) potential enrollees accessing in:

Large Metro areas...

1 (Skilled Nursing Facilities) provider in 10 miles and 20 minutes

Metro areas...

1 (Skilled Nursing Facilities) provider in 30 miles and 45 minutes

Micro areas...

1 (Skilled Nursing Facilities) provider in 60 miles and 80 minutes

Rural areas...

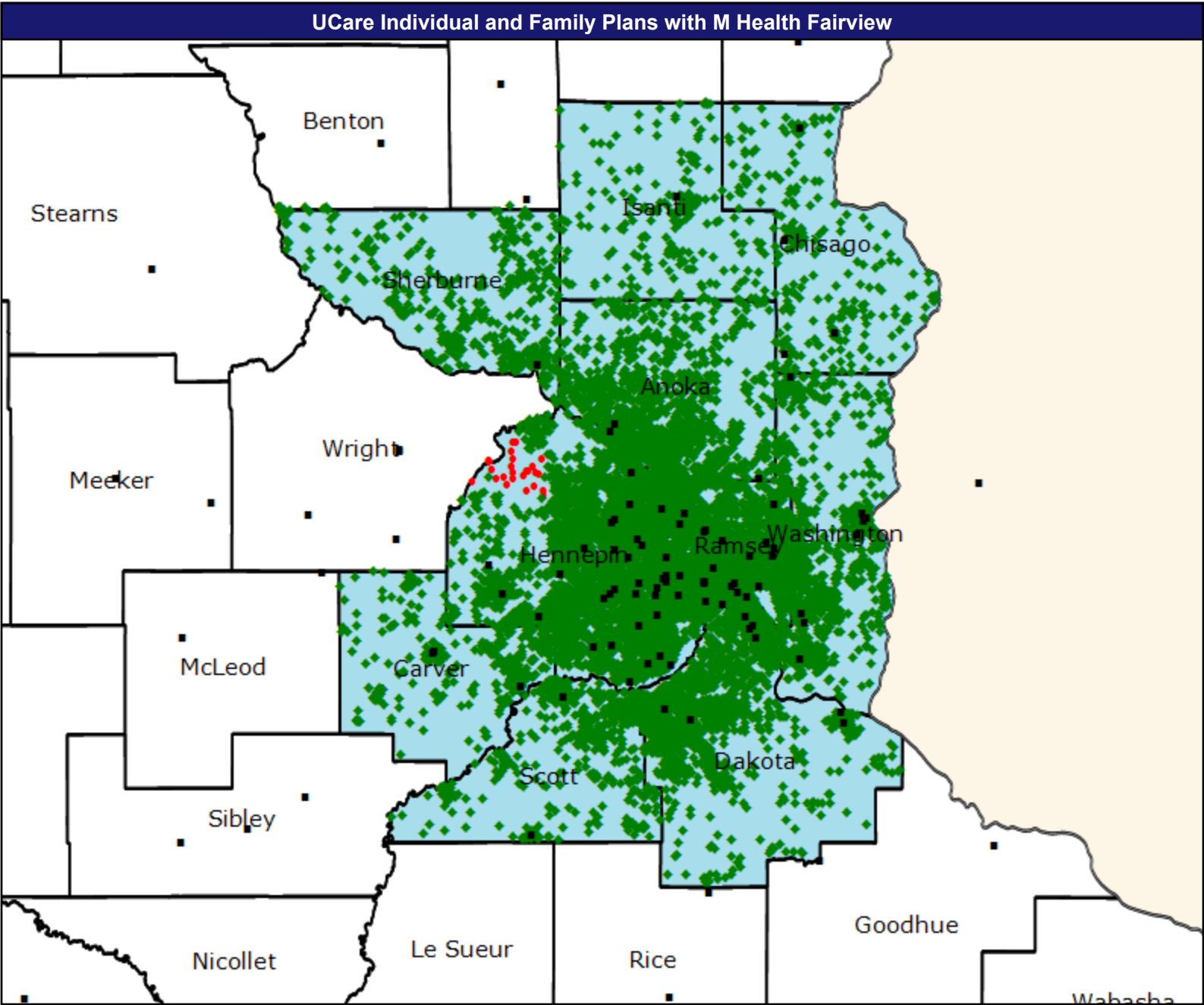

1 (Skilled Nursing Facilities) provider in 60 miles and 75 minutes

CEAC areas...

1 (Skilled Nursing Facilities) provider in 85 miles and 95 minutes

Service Areas

■ MHFV IFP





### Access Detail By County - Skilled Nursing Facilities

Access Analysis  
Access Analysis  
Potential Enrollee / Provider Groups  
Potential Enrollee  
Skilled Nursing Facilities

[illegible]

Speech Therapy

August 6, 2025

Speech Therapy

34 providers at 32 locations

■ All providers

Access Analysis

Employee Group

Potential Enrollee

Provider Group

Speech Therapy

14,238 potential enrollee locations

◆ With access (14,051)

● Without access (187)

The Access Standard is defined as (Potential Enrollee) potential enrollees accessing in:

Large Metro areas...

1 (Speech Therapy) provider in 10 miles and 20 minutes

Metro areas...

1 (Speech Therapy) provider in 30 miles and 45 minutes

Micro areas...

1 (Speech Therapy) provider in 60 miles and 80 minutes

Rural areas...

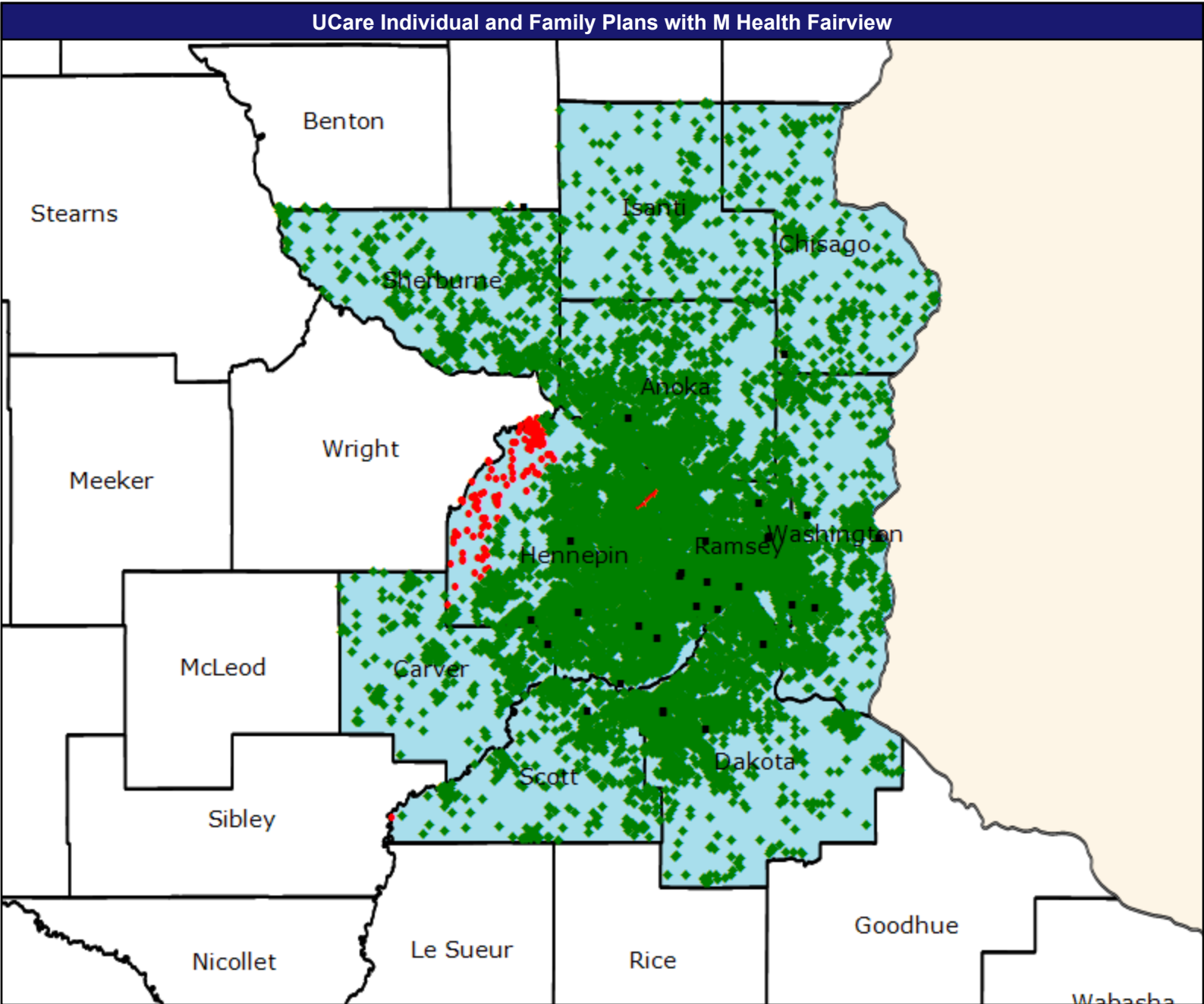

1 (Speech Therapy) provider in 60 miles and 75 minutes

CEAC areas...

1 (Speech Therapy) provider in 100 miles and 110 minutes

Service Areas

■ MHFV IFP



Access Detail By County - Speech Therapy

August 6, 2025

Access Analysis

Access Analysis

Potential Enrollee / Provider Groups

Potential Enrollee

Speech Therapy

All Eligibles											
State Name	County Class	County	Potential Enrollee	Provider		With Access		Without Access		Average Distance	Average Time
			#	Group	Standard	#	%	#	%	1	1
Minnesota	Large Metro	Hennepin	5,023	Speech Ther...	1 in 10 miles an...	4,837	96.3	186	3.7	4.6	6.9
		Ramsey	2,547	Speech Ther...	1 in 10 miles an...	2,547	100.0	0	0.0	2.7	4.2
	Metro	Anoka	1,761	Speech Ther...	1 in 30 miles an...	1,761	100.0	0	0.0	7.1	8.8
		Carver	400	Speech Ther...	1 in 30 miles an...	400	100.0	0	0.0	10.7	12.2
		Chisago	270	Speech Ther...	1 in 30 miles an...	270	100.0	0	0.0	14.7	16.0
		Dakota	1,846	Speech Ther...	1 in 30 miles an...	1,846	100.0	0	0.0	5.3	7.2
		Scott	612	Speech Ther...	1 in 30 miles an...	611	99.8	1	0.2	8.0	9.0
		Sherburne	505	Speech Ther...	1 in 30 miles an...	505	100.0	0	0.0	16.4	17.8
		Washington	1,042	Speech Ther...	1 in 30 miles an...	1,042	100.0	0	0.0	4.6	5.6
	Micro	Isanti	232	Speech Ther...	1 in 60 miles an...	232	100.0	0	0.0	17.2	18.7
	Grand Totals		7,570	Speech Ther...	1 in 10 miles an...	7,384	97.5	186	2.5	4.0	6.0
			6,436	Speech Ther...	1 in 30 miles an...	6,435	99.9	1	0.1	7.6	9.1
			232	Speech Ther...	1 in 60 miles an...	232	100.0	0	0.0	17.2	18.7

## Substance Use Disorder (Outpatient)

August 6, 2025

Substance Use Disorder (Outpatient)

149 providers at 114 locations

■ All providers

Access Analysis

Employee Group

Potential Enrollee

Provider Group

Substance Use Disorder (Outpatient)

14,238 potential enrollee locations

◆ With access (14,238)

● Without access (0)

The Access Standard is defined as  
(Potential Enrollee) potential enrollees  
accessing in:

Large Metro areas...

1 (Substance Use Disorder  
(Outpatient)) provider in 15 miles and  
30 minutes

Metro areas...

1 (Substance Use Disorder  
(Outpatient)) provider in 45 miles and  
70 minutes

Micro areas...

1 (Substance Use Disorder  
(Outpatient)) provider in 75 miles and  
110 minutes

Rural areas...

1 (Substance Use Disorder  
(Outpatient)) provider in 75 miles and  
90 minutes

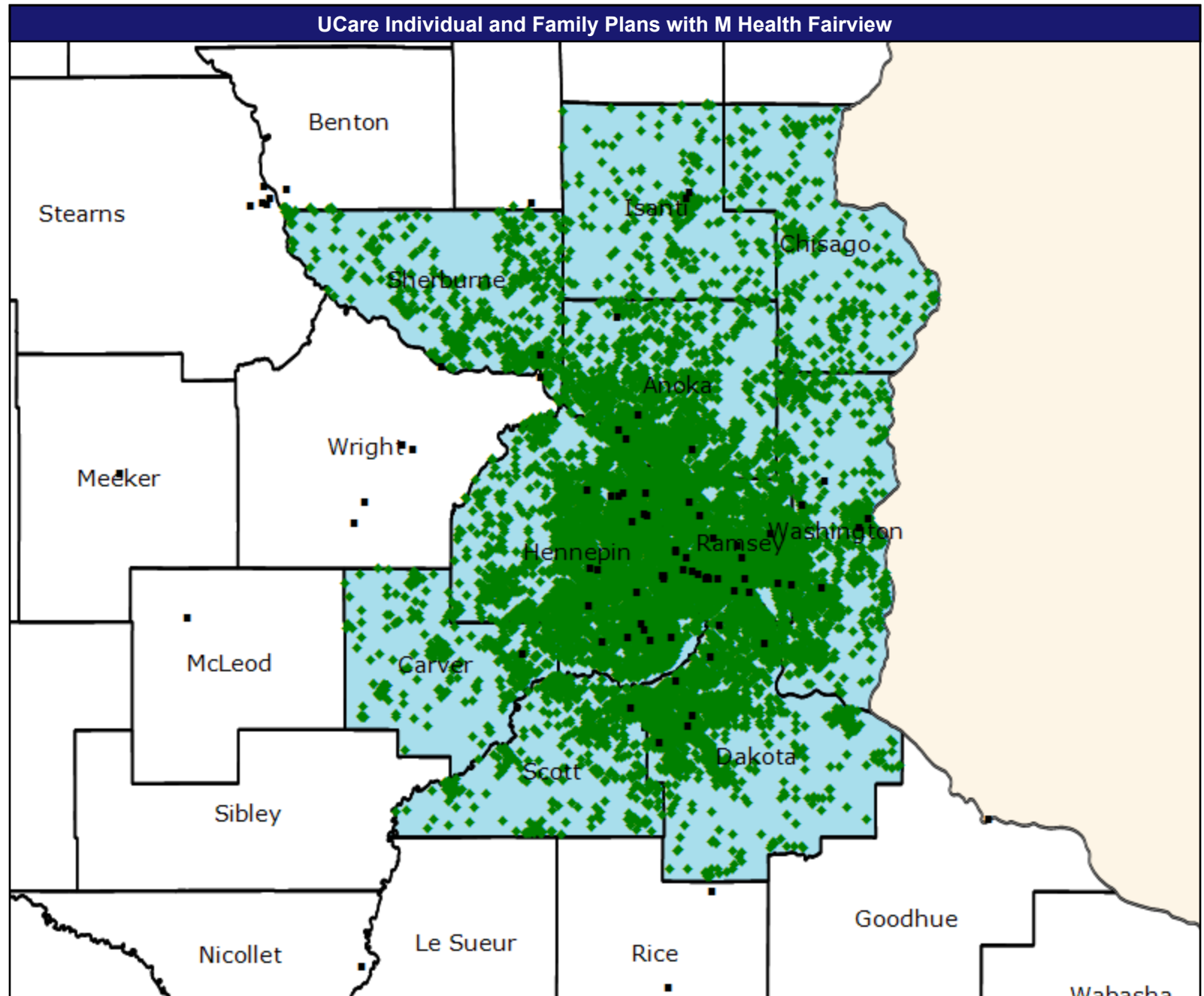
CEAC areas...

1 (Substance Use Disorder  
(Outpatient)) provider in 140 miles  
and 155 minutes

Service Areas

■ MHFV IFP

16.20 miles



Access Detail By County - Substance Use Disorder (Outpatient)

August 6, 2025

Access Analysis

Access Analysis

Potential Enrollee / Provider Groups

Potential Enrollee

Substance Use Disorder (Outpatient)

All Eligibles											
State Name	County Class	County	Potential Enrollee	Provider		With Access		Without Access		Average Distance	Average Time
			#	Group	Standard	#	%	#	%	1	1
Minnesota	Large Metro	Hennepin	5,023	Substance U...	1 in 15 miles an...	5,023	100.0	0	0.0	3.0	4.5
		Ramsey	2,547	Substance U...	1 in 15 miles an...	2,547	100.0	0	0.0	2.0	3.0
	Metro	Anoka	1,761	Substance U...	1 in 45 miles an...	1,761	100.0	0	0.0	4.3	5.3
		Carver	400	Substance U...	1 in 45 miles an...	400	100.0	0	0.0	8.5	9.3
		Chisago	270	Substance U...	1 in 45 miles an...	270	100.0	0	0.0	17.2	18.7
		Dakota	1,846	Substance U...	1 in 45 miles an...	1,846	100.0	0	0.0	4.5	5.5
		Scott	612	Substance U...	1 in 45 miles an...	612	100.0	0	0.0	8.3	9.3
		Sherburne	505	Substance U...	1 in 45 miles an...	505	100.0	0	0.0	6.6	7.2
		Washington	1,042	Substance U...	1 in 45 miles an...	1,042	100.0	0	0.0	5.1	6.0
	Micro	Isanti	232	Substance U...	1 in 75 miles an...	232	100.0	0	0.0	6.8	7.3
	Grand Totals		7,570	Substance U...	1 in 15 miles an...	7,570	100.0	0	0.0	2.7	4.0
			6,436	Substance U...	1 in 45 miles an...	6,436	100.0	0	0.0	5.8	6.8
			232	Substance U...	1 in 75 miles an...	232	100.0	0	0.0	6.8	7.3

Surgical Services (Outpatient or ASC)

August 6, 2025

Surgical Services (Outpatient or ASC)

40 providers at 33 locations

■ All providers

Access Analysis

Employee Group

Potential Enrollee

Provider Group

Surgical Services (Outpatient or ASC)

14,238 potential enrollee locations

◆ With access (14,110)

● Without access (128)

The Access Standard is defined as (Potential Enrollee) potential enrollees accessing in:

Large Metro areas...

1 (Surgical Services (Outpatient or ASC)) provider in 10 miles and 20 minutes

Metro areas...

1 (Surgical Services (Outpatient or ASC)) provider in 30 miles and 45 minutes

Micro areas...

1 (Surgical Services (Outpatient or ASC)) provider in 60 miles and 80 minutes

Rural areas...

1 (Surgical Services (Outpatient or ASC)) provider in 60 miles and 75 minutes

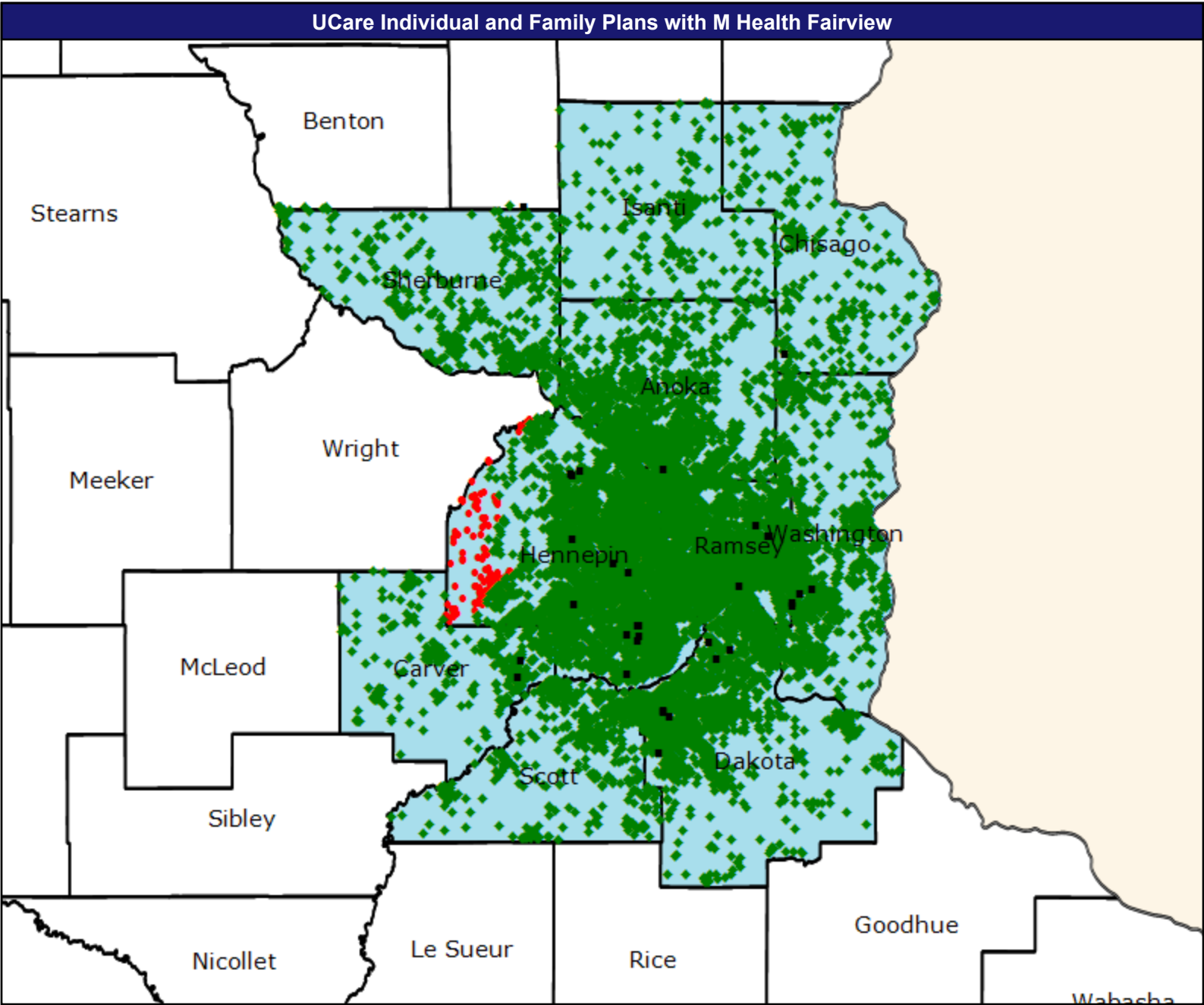
CEAC areas...

1 (Surgical Services (Outpatient or ASC)) provider in 100 miles and 110 minutes

Service Areas

■ MHFV IFP

16.20 miles





Urgent Care

August 6, 2025

Urgent Care

17 providers at 15 locations

■ All providers

Access Analysis

Employee Group

Potential Enrollee

Provider Group

Urgent Care

14,238 potential enrollee locations

◆ With access (12,931)

● Without access (1,307)

The Access Standard is defined as (Potential Enrollee) potential enrollees accessing in:

Large Metro areas...

1 (Urgent Care) provider in 10 miles and 20 minutes

Metro areas...

1 (Urgent Care) provider in 30 miles and 45 minutes

Micro areas...

1 (Urgent Care) provider in 60 miles and 80 minutes

Rural areas...

1 (Urgent Care) provider in 60 miles and 75 minutes

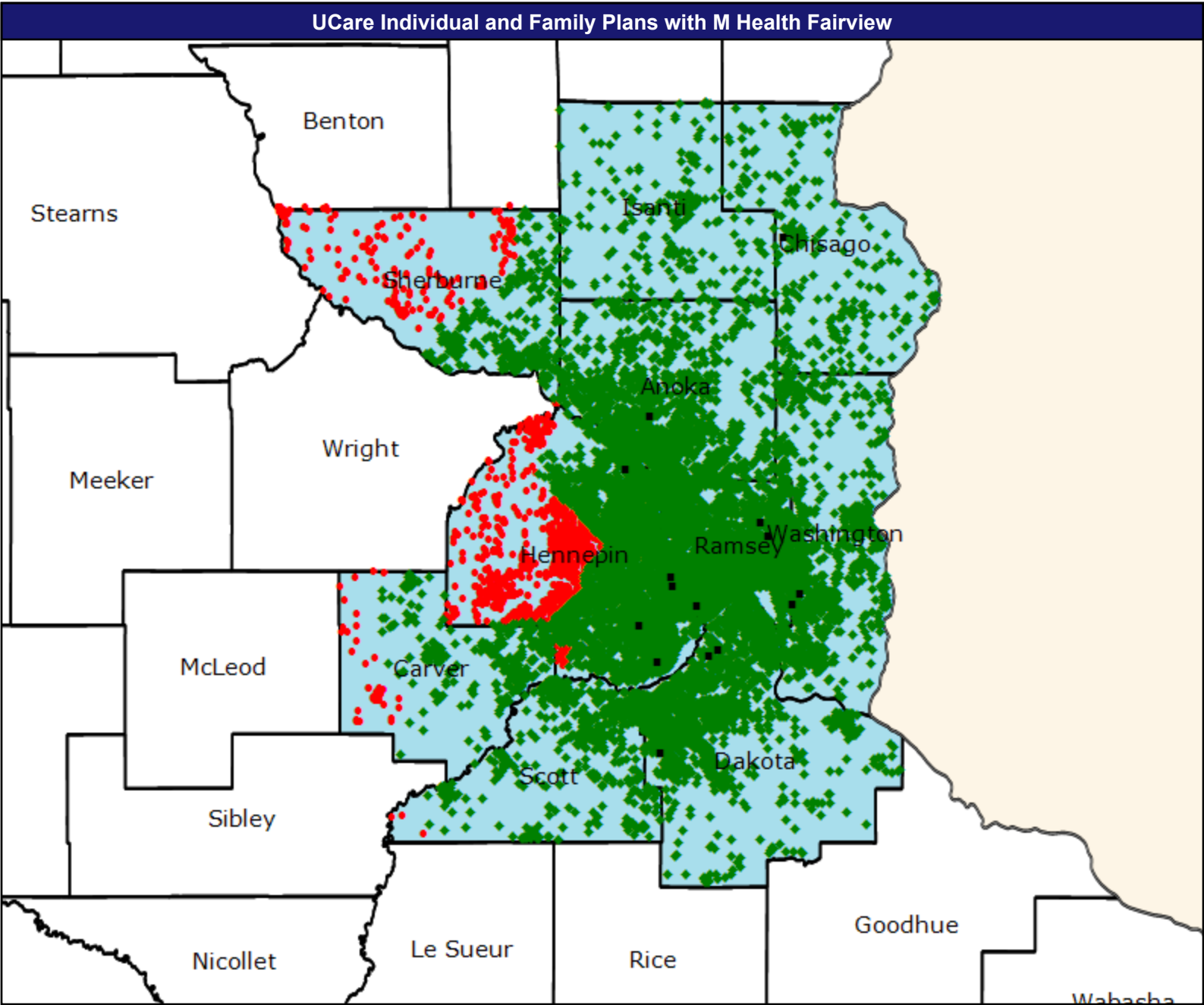
CEAC areas...

1 (Urgent Care) provider in 100 miles and 110 minutes

Service Areas

■ MHFV IFP

16.20 miles





### Access Detail By County - Urgent Care

Access Analysis  
Access Analysis  
Potential Enrollee / Provider Groups  
Potential Enrollee  
Urgent Care

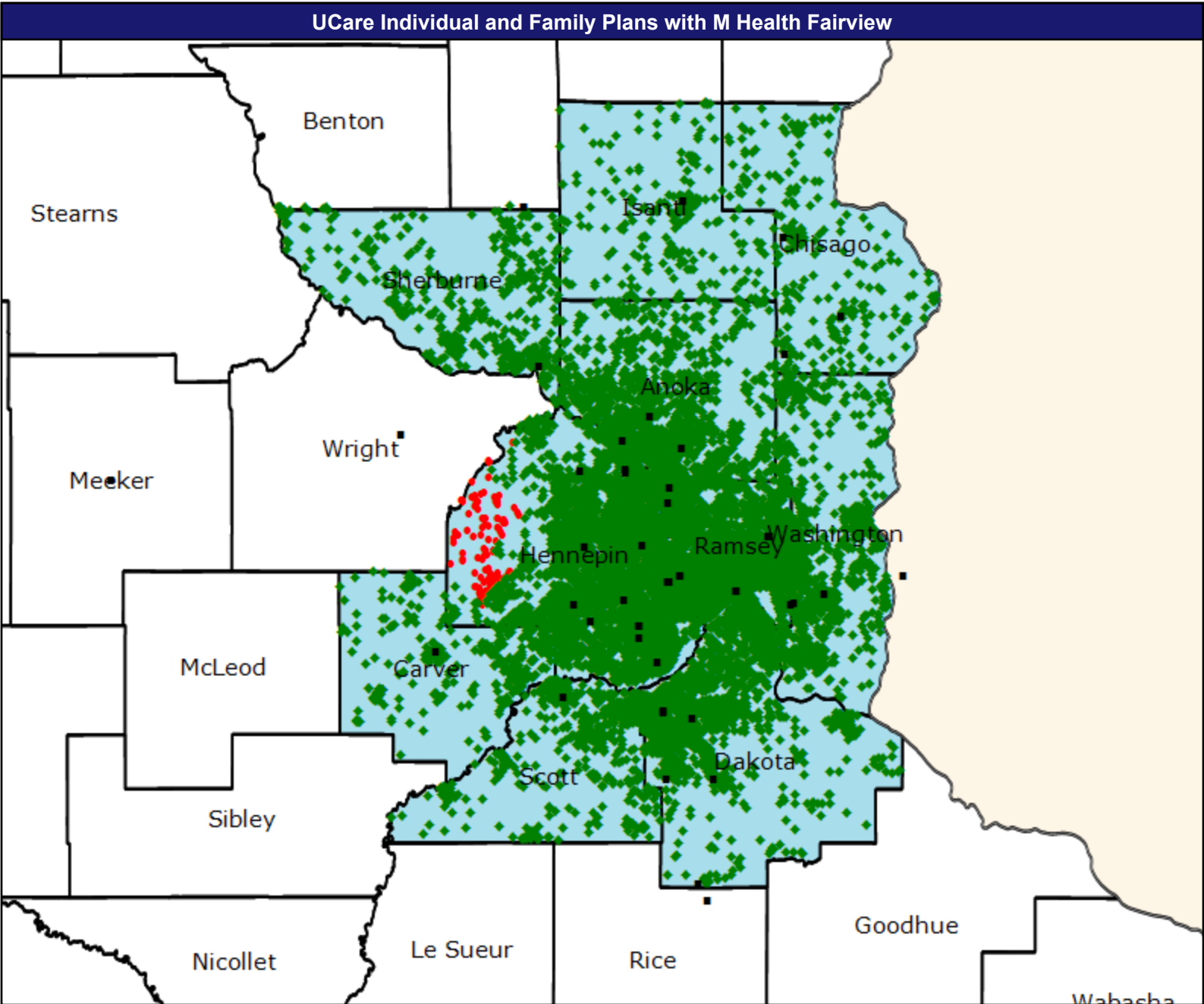
[illegible]

Urology

August 6, 2025

- Urology
- 26 providers at 50 locations
- All providers
- Access Analysis
- Employee Group
- Potential Enrollee
- Provider Group
- Urology
- 14,238 potential enrollee locations
- ◆ With access (14,099)
- Without access (139)
- The Access Standard is defined as (Potential Enrollee) potential enrollees accessing in:
- Large Metro areas...
- 1 (Urology) provider in 10 miles and 20 minutes
- Metro areas...
- 1 (Urology) provider in 30 miles and 45 minutes
- Micro areas...
- 1 (Urology) provider in 45 miles and 60 minutes
- Rural areas...
- 1 (Urology) provider in 60 miles and 75 minutes
- CEAC areas...
- 1 (Urology) provider in 100 miles and 110 minutes
- Service Areas
- MHFV IFP

16.20 miles



## Access Detail By County - Urology

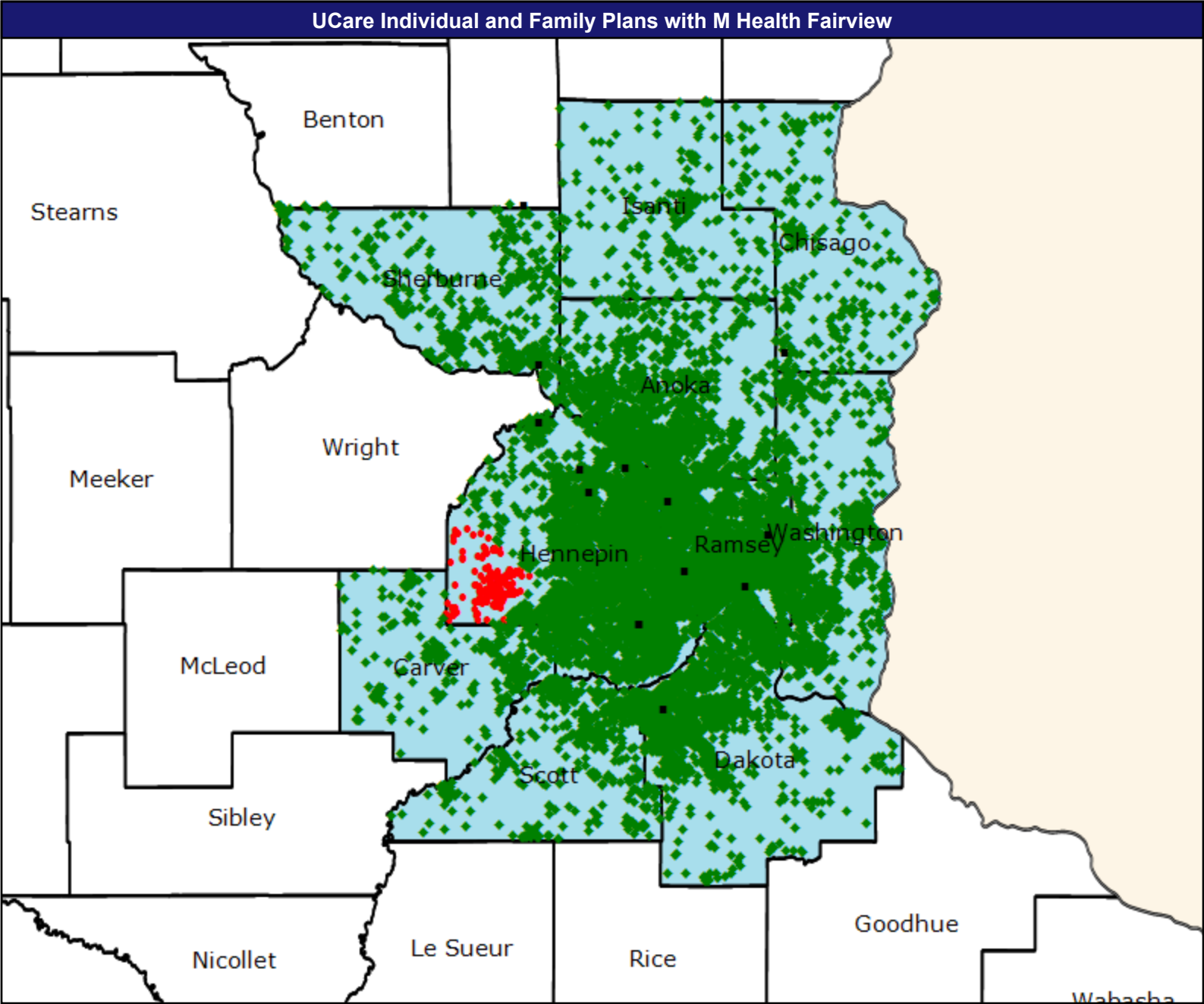
Access Analysis  
Access Analysis  
Potential Enrollee / Provider Groups  
Potential Enrollee  
Urology

[illegible]

Vascular Surgery

- August 6, 2025
- Vascular Surgery
- 13 providers at 14 locations
- All providers
- Access Analysis
- Employee Group
- Potential Enrollee
- Provider Group
- Vascular Surgery
- 14,238 potential enrollee locations
- ◆ With access (14,038)
- Without access (200)
- The Access Standard is defined as (Potential Enrollee) potential enrollees accessing in:
- Large Metro areas...
- 1 (Vascular Surgery) provider in 15 miles and 30 minutes
- Metro areas...
- 1 (Vascular Surgery) provider in 40 miles and 60 minutes
- Micro areas...
- 1 (Vascular Surgery) provider in 75 miles and 100 minutes
- Rural areas...
- 1 (Vascular Surgery) provider in 90 miles and 110 minutes
- CEAC areas...
- 1 (Vascular Surgery) provider in 130 miles and 145 minutes
- Service Areas
- MHFV IFP

16.20 miles



## Access Detail By County - Vascular Surgery

Access Analysis  
Access Analysis  
Potential Enrollee / Provider Groups  
Potential Enrollee  
Vascular Surgery

[illegible]