

Managing Your Medical Cannabis Registry Account

A GUIDE FOR MEDICAL CANNABIS CAREGIVERS

07/12/2021

Managing Your Medical Cannabis Registry Account

Minnesota Department of Health
Office of Medical Cannabis
PO Box 64882
St. Paul, MN 55164-0882
651-201-5598
health.cannabis@state.mn.us
www.health.state.mn.us/medicalcannabis

To obtain this information in a different format, call: 651-201-5598.

Contents

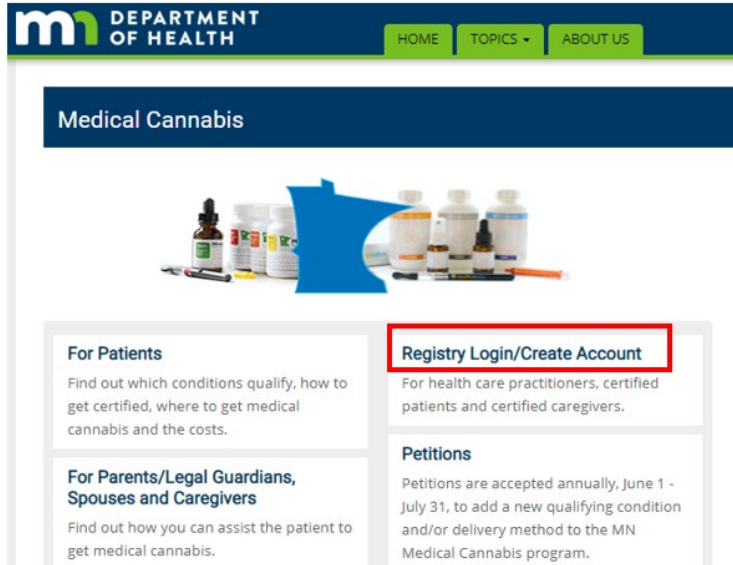
Introduction	1
Step 1: Log in to your Registry account	1
Step 2: View patient account information.....	3
Step 3: Edit account information	3
Step 4: Access your Registry verification document	4
Step 5: Edit account settings.....	4
Step 6: Log out of your account.....	5

Introduction

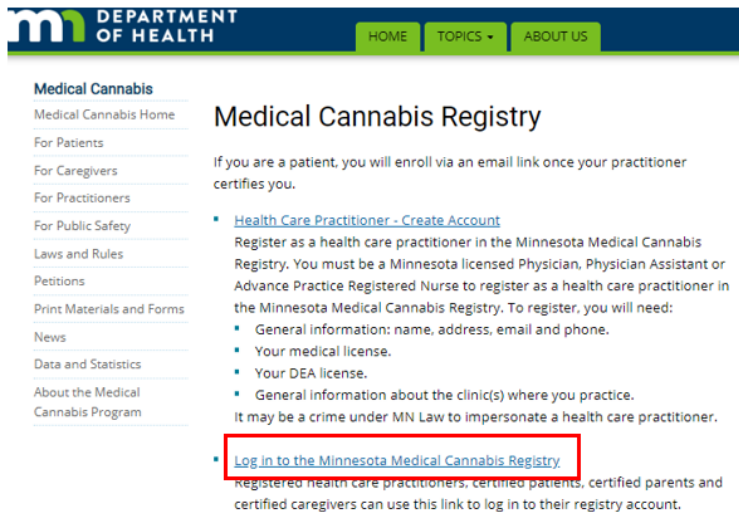
We created this reference guide to help medical cannabis caregivers complete common tasks in the Medical Cannabis Registry.

Step 1: Log in to your Registry account

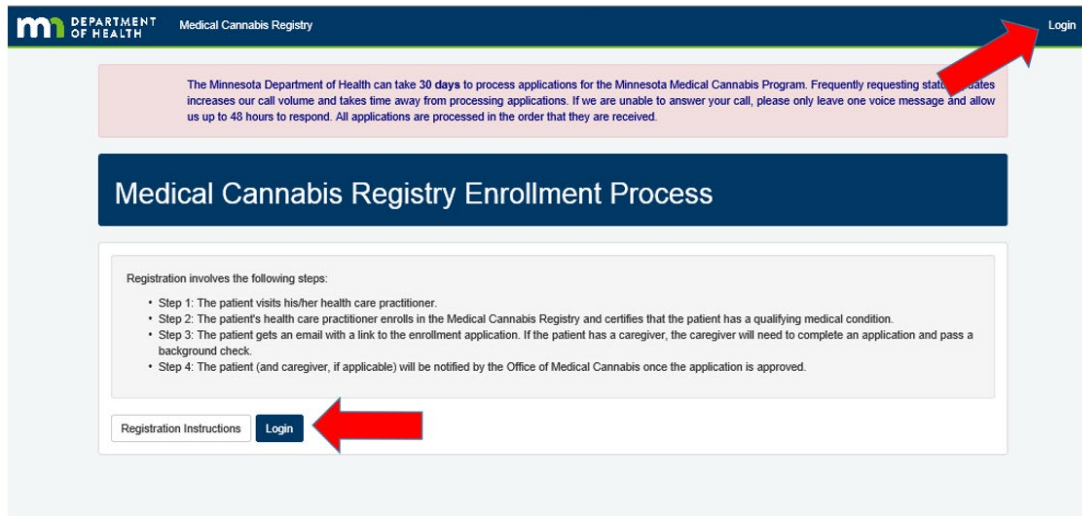
1. Select “Registry Login/Create Account” from the [Office of Medical Cannabis \(https://www.health.state.mn.us/people/cannabis/index.html\)](https://www.health.state.mn.us/people/cannabis/index.html) web page.



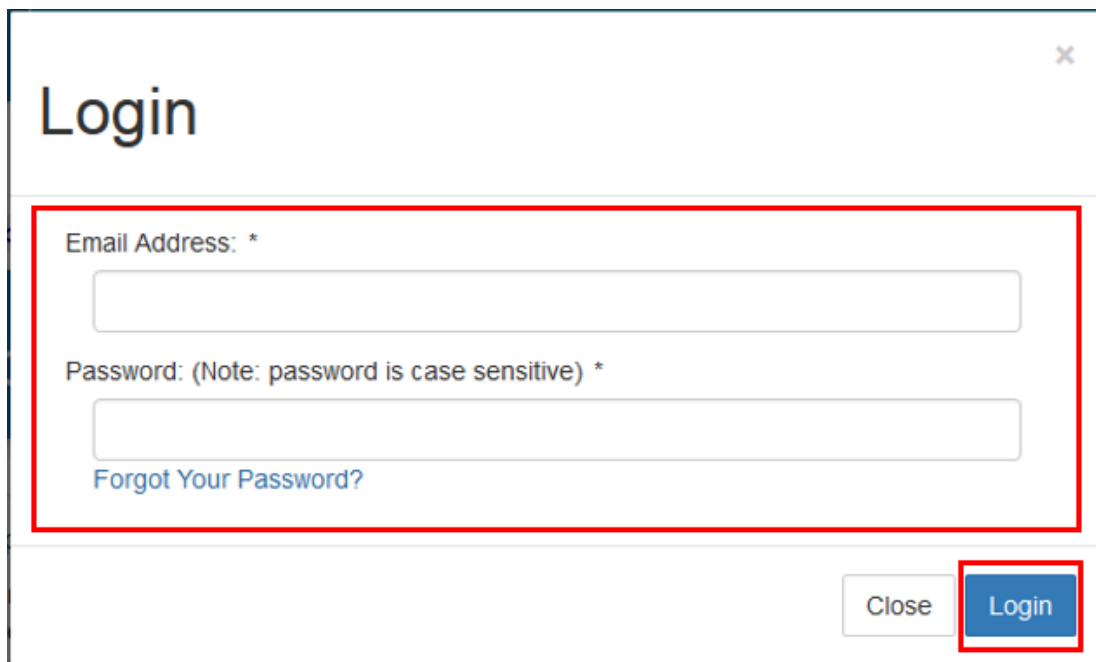
2. Select “Log in to the Minnesota Medical Cannabis Registry” link at the bottom of the screen, as shown.



3. Select “Login” to continue.



4. On the Login screen, type in your username/email and password, and click “Login.”



Step 2: View patient account information

1. Click on “View Patient” to view your patient’s information, including dispensing transactions, caregivers, parent/legal guardian/spouse, and submitting self-evaluations. Select “Notes” to access the patient’s notes from a health care practitioner and Cannabis Patient Center staff.

Continue to Step 3 if you do not want to view patient information.

Caregiver Home

The Minnesota Department of Health can take 30 days to process applications for the Minnesota Medical Cannabis Program. Frequently requesting status updates increases our call volume and takes time away from processing applications. If we are unable to answer your call, please only leave one voice message and allow us up to 48 hours to respond. All applications are processed in the order that they are received.

My Information Edit

Caregiver ID C5432765	Name Caregiver Testing Testing	Status Approved
Phone (744) 111-5514	Email jul.yomc2016@gmail.com	

Background Check

Valid until 09/20/2019.
Last submission 09/20/2019.

Patients

Patient ID	Patient Full Name	Status	Patient Notes
View Patient P1493988	Patient Testing Testing	Approved	Notes for Patient Testing Testing

Step 3: Edit account information

1. On the Caregiver homepage, click “Edit” to update your personal information. Continue to Step 4 if you choose not to edit your information.

The Minnesota Department of Health can take 30 days to process applications for the Minnesota Medical Cannabis Program. Frequently requesting status updates increases our call volume and takes time away from processing applications. If we are unable to answer your call, please only leave one voice message and allow us up to 48 hours to respond. All applications are processed in the order that they are received.

My Information Edit

Caregiver ID C5432765	Name Caregiver Testing Testing	Status Approved
Phone (744) 111-5514	Email jul.yomc2016@gmail.com	

Background Check

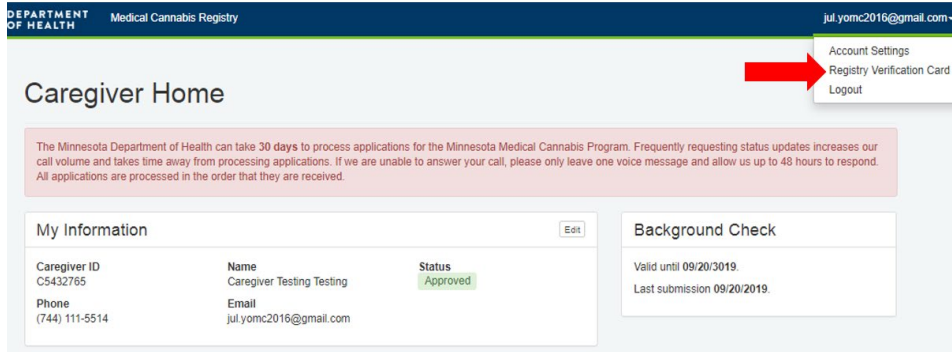
Valid until 09/20/2019.
Last submission 09/20/2019.

Patients

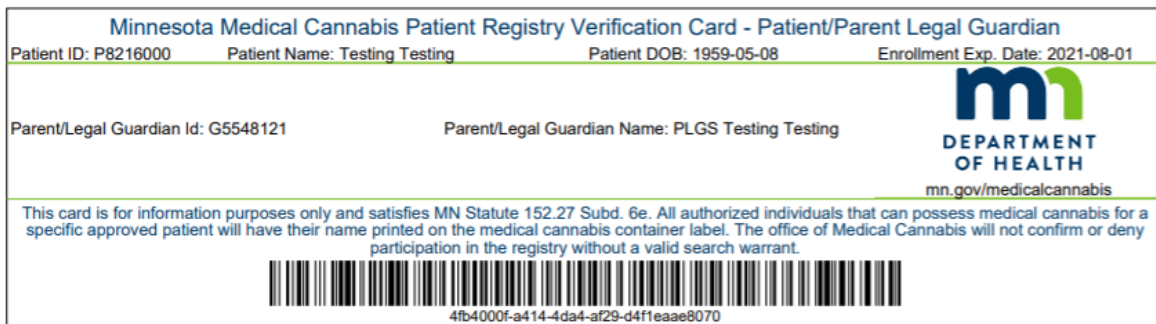
Patient ID	Patient Full Name	Status	Patient Notes
View Patient P1493988	Patient Testing Testing	Approved	Notes for Patient Testing Testing

Step 4: Access your Registry verification document

1. From your homepage, click on your username/email address at the top right hand corner of the screen, and select “Registry Verification Card,” as shown in the picture below. Skip to Step 5 if you do not want to access your verification document.



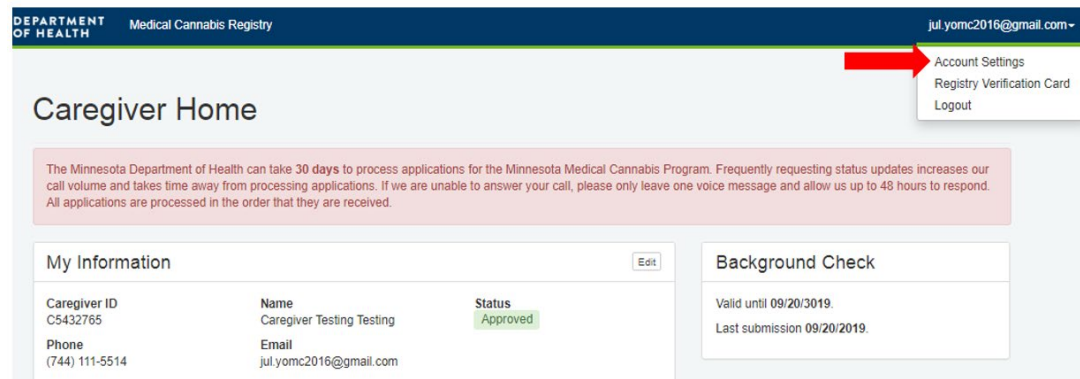
2. Select “Open” to view and print the verification document, and continue onto the next page to print. Make sure to save a copy if you would like to do so at this point.



Step 5: Edit account settings

1. On the homepage, click on your username/email address on the right hand corner. Then select “Account Settings” to change password and username/email address.

If you do not want to change your account settings at this time, skip to Step 6.



2. Click “Change Username/Email” to edit your email address/username. Select “Change Password” to change your password.

Account Settings

[Change Username/Email](#)

[Change Password](#)

Step 6: Log out of your account

1. Select your username/email address on the right hand corner, and click on “Logout” to successfully logout of your account.

DEPARTMENT OF HEALTH Medical Cannabis Registry jul.yomc2016@gmail.com

Account Settings
Registry Verification Card
Logout

Caregiver Home

The Minnesota Department of Health can take **30 days** to process applications for the Minnesota Medical Cannabis Program. Frequently requesting status updates increases our call volume and takes time away from processing applications. If we are unable to answer your call, please only leave one voice message and allow us up to 48 hours to respond. All applications are processed in the order that they are received.

My Information			Edit
Caregiver ID	Name	Status	
C5432765	Caregiver Testing Testing	Approved	
Phone	Email		
(744) 111-5514	jul.yomc2016@gmail.com		

Background Check
Valid until 09/20/2019.
Last submission 09/20/2019.