



Minnesota Medical Cannabis Program Update

Michelle Larson, Director

January 25, 2019

- OMC Program update
- Review of petition process
- Reports
- Legislative Agenda
- Research & Analytics Update

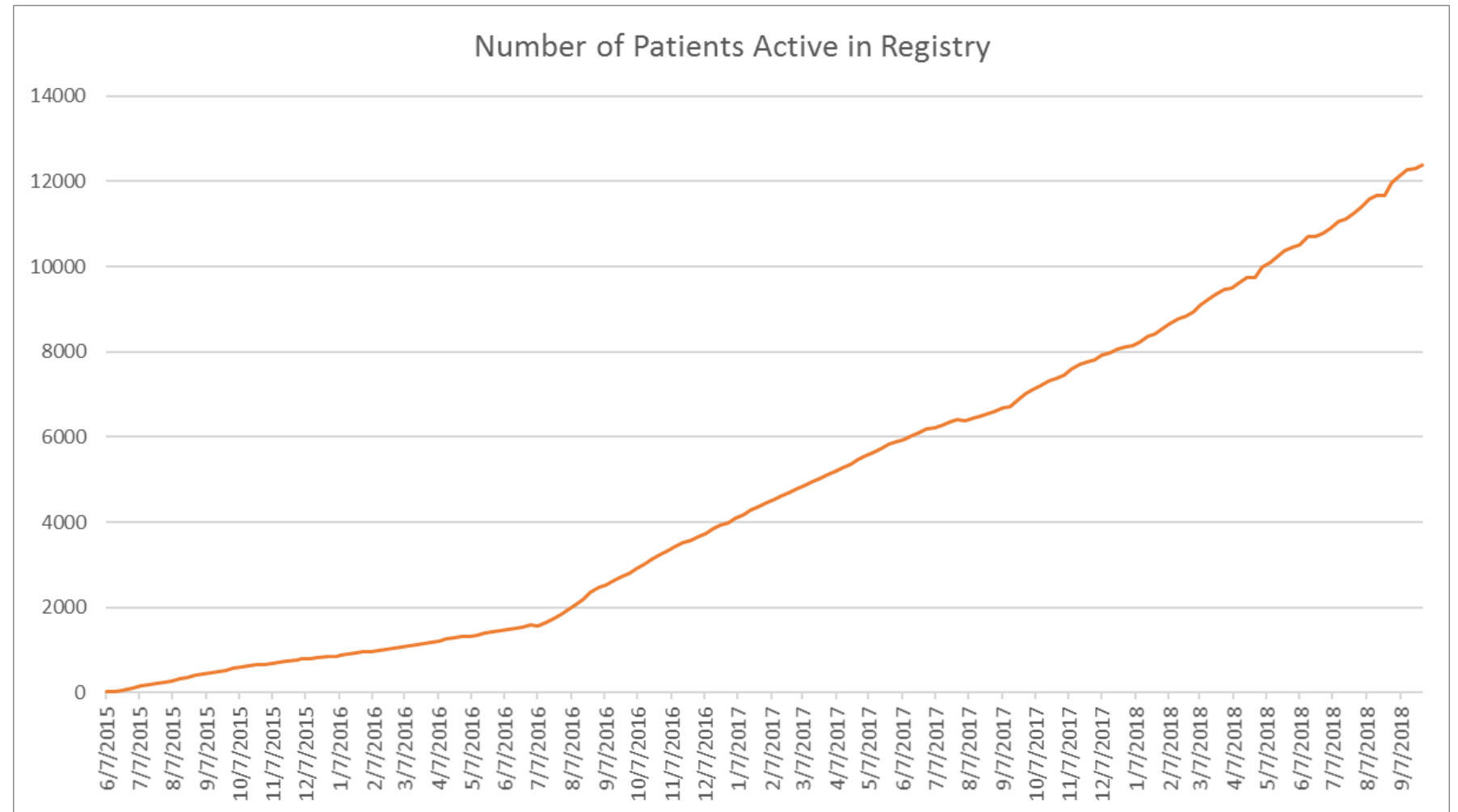
Patients Active in Registry

As of 1/17/19

Active patients: 14659

Health care providers: 1428

Caregivers: 1263



OMC Call Center Activity

December, 2018 OMC Call Center Data:

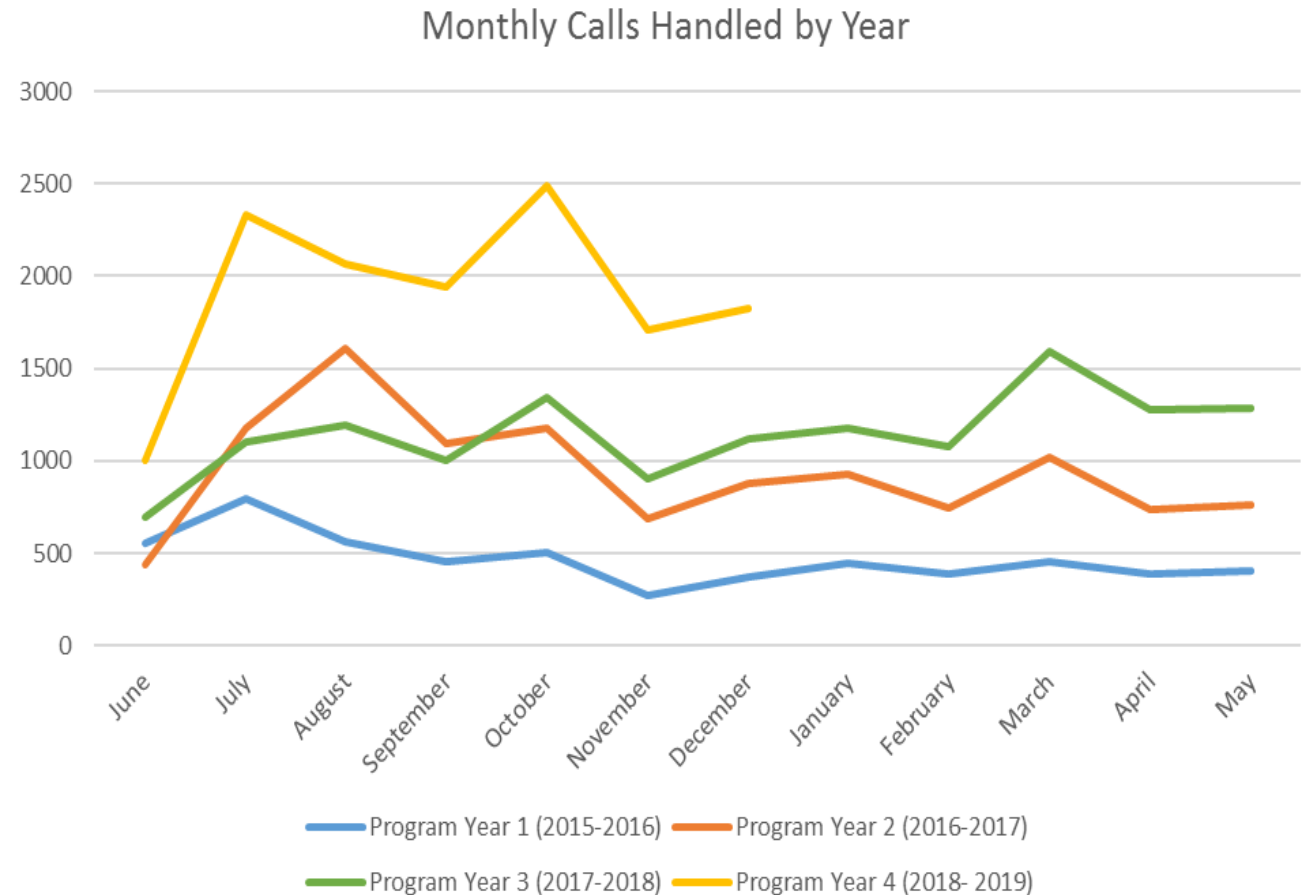
Phone Calls Received: 1,592

Patient Enrollment Approvals: 1,302

Caregiver Enrollment Approvals: 128

Health Care Practitioner Registration Approvals: 21

Call volume has more than tripled since July, 2015.



Petition Process to Add Conditions/Delivery Methods

- Condition Petitions received: 7 condition petitions: Alzheimer's disease, hepatitis C, juvenile idiopathic arthritis, opioid use disorder, panic disorder, psoriasis and traumatic brain injury
- Delivery Method Petitions received: edibles, flower, hash, nasal administration, & vaporized cannabis flower
- OMC staff produced research brief for each of the petitioned medical conditions: <http://www.health.state.mn.us/topics/cannabis/rulemaking/addconditions.html>
- Seven-member meetings (Fall 2018) – public testimony
- November 1: Review Panel's report to Commissioner
- December 1: Commissioner's decision announced

January 15, 2019: State departments impacted by the program must report to Task Force co-chairs the costs incurred implementing the program.

(Minn.Stat. § 152.36, subd. 3)

February 1, 2019: Task Force co-chairs must submit a program impact assessment report to the legislature.

(Minn.Stat. § 152.36, subd. 4)

- MDH legislation will be released as a part of the Governor's Budget/Policy bill process.
- Aware of recreational cannabis bills being introduced and would anticipate that any impact on the medical cannabis program would be a part of the discussion.
- We cannot speak to any specific position on particular bills as we have not yet had that discussion with the Governor's Office



Research & Analytics Update

Susan Anderson, PhD

Research Scientist, OMC

- Enrollment information
 - Healthcare practitioners, patients, caregiver
- Purchasing data
- Patient Self-Evaluation – symptoms and side effects
- Surveys at six and twelve months (annually thereafter)

Reports Produced by the Office of Medical Cannabis (OMC)

- Weekly and Quarterly Numbers
- Cohort reports – very comprehensive
 - Cohorts by:
 - Enrollment year
 - Qualifying condition (i.e., Intractable Pain patients)

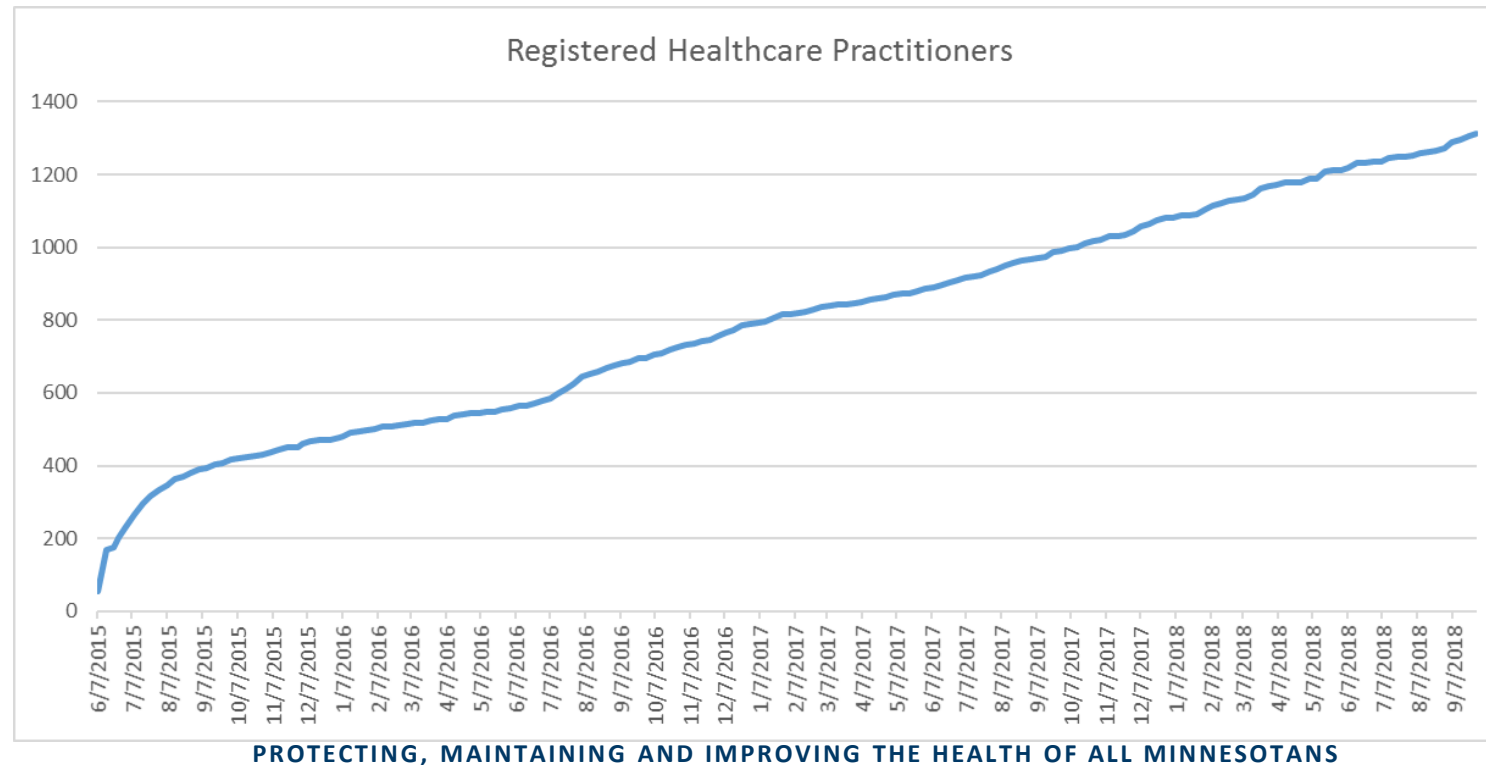
OMC website: <http://www.health.state.mn.us/topics/cannabis/index.html>

Approved Patient Numbers (N = 14660)

| Condition | % of Patients (N = 14660) |
|-------------------|--------------------------------------|
| Intractable Pain | 63.8 |
| PTSD | 16.1 |
| Muscle Spasms | 12.4 |
| Cancer | 8.9 |
| Seizures | 4.2 |
| IBD | 3.1 |
| OSA | 3.2 |
| Autism | 2.6 |
| Terminal Illness | 0.9 |
| Tourette Syndrome | 0.8 |
| Glaucoma | 0.7 |
| HIV or AIDS | 0.7 |
| ALS | 0.2 |

Registered Healthcare Practitioners

- 1428 healthcare practitioners (HCPs) registered with the program as of Jan. 17, 2019



Two Published Reports

- Patients enrolled during first year of program operation (N = 1660)
- Intractable Pain patients enrolled during first 5-mo of addition as qualifying condition (N = 2245)

Forthcoming Reports

- PTSD report – 1st 5-mo of patients
- Annual cohort report: patients enrolled 7/1/16 to 6/30/17
- Publication in *Journal of Oncology Practice* – focus on symptom improvements in cancer patients

Intractable Pain Report - Highlights

Intractable Pain (IP) Patients

- Added as qualifying condition starting Aug. 1, 2016
- Intractable Pain report covers patients (N = 2245) enrolled Aug 1, 2016 to Dec 31, 2016

PEG Scale – Administered on Patient Self-Evaluation

- Validated pain tool (Krebs et al., 2009)
- Three questions rated on 0-10 numerical rating scale referring to patient experiences over last week
 - Pain: pain on average
 - Enjoyment of life: pain interference with enjoyment of life
 - General activity: pain interference with general activity

Main Questions re: PEG Scale Improvement

- 1) *What % of patients achieved $\geq 30\%$ improvement on PEG within 4-mo of starting medical cannabis?*
- 2) *Of those patients achieving $\geq 30\%$ improvement on PEG within 4-mo of starting medical cannabis, how many maintained that improvement, on average, in a follow-up 4-mo period?*

Main Questions re: PEG Scale Improvement

1) *What % of patients achieved $\geq 30\%$ improvement on PEG within 4-mo of starting medical cannabis?*

42.3%

2) *Of those patients achieving $\geq 30\%$ improvement on PEG within 4-mo of starting medical cannabis, how many maintained that improvement, on average, in a follow-up 4-mo period?*

51.6%



Clinician-Reported Opioid Reduction in IP Patients (40% Response Rate)

Among patients using opioid medications when they started medical cannabis, 64% were able to reduce or eliminate opioid usage after six months

Thank you.

Contact Us

Questions? Call us M-F 8 a.m.-4:30 p.m. at 651-201-5598 (metro), toll-free at 844-879-3381 (non-metro) or email health.cannabis@state.mn.us.