



MN  APCD
All Payer Claims Database

 DEPARTMENT
OF HEALTH

Blood Pressure Medication Non-Adherence in Minnesota

2015

SUPPLEMENTAL FIGURES AND TABLES | MAY 2021

Minnesota Department of Health
Cardiovascular Health Unit
PO Box 64882
St. Paul, MN 55164-0882
651-201-5405
health.heart@state.mn.us
www.health.state.mn.us/diseases/cardiovascular

Minnesota Department of Health
Health Economics Program
PO Box 64882
St. Paul, MN 55164-0882
(651) 201-3550
www.health.state.mn.us/health/economics

Upon request, this material will be made available in an alternative format such as large print, Braille or audio recording. Printed on recycled paper.

Table of Contents

County Level Blood Pressure Medication Non-Adherence, All Ages and by Age, 2015.....	2
County Level Blood Pressure Medication Non-Adherence by Insurance Type , 2015	4
Table S1. Blood Pressure Medication Non-Adherence by County, Age, and Insurance Type, 2015.....	6
Zip Code Level Blood Pressure Medication Non-Adherence, 7-County Twin Cities Metro, All Ages and by Age, 2015.....	11
Zip Code Level Blood Pressure Medication Non-Adherence, 7-County Twin Cities Metro, by Insurance Type, 2015	13
Table S2: Blood Pressure Medication Non-Adherence by Zip Code, Age, and Insurance Type, 2015	15

County Level Blood Pressure Medication Non-Adherence, All Ages and by Age, 2015

Figure S1. All Ages, Age-Adjusted

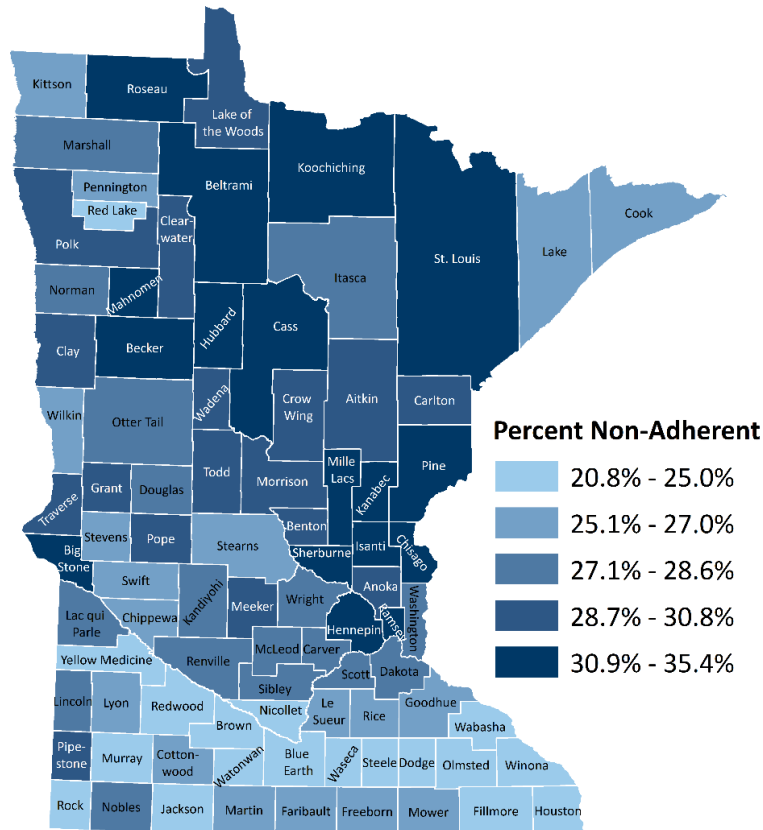
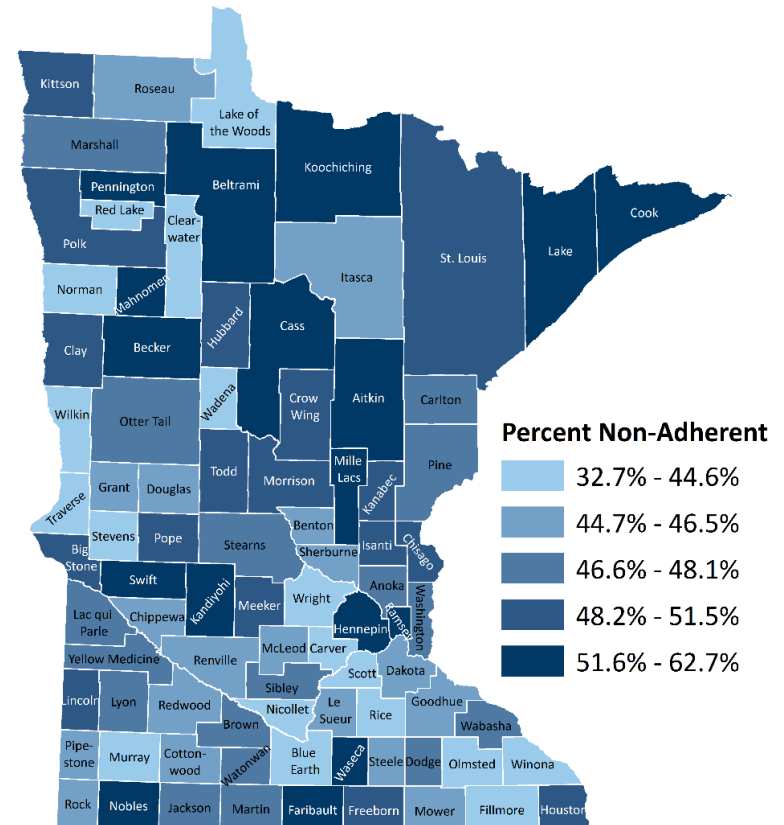


Figure S2. Adults Aged 18-44 Years



Source for all maps: MDH analysis of data from the MN APCD.

Figure S3. Adults Aged 45-64 Years

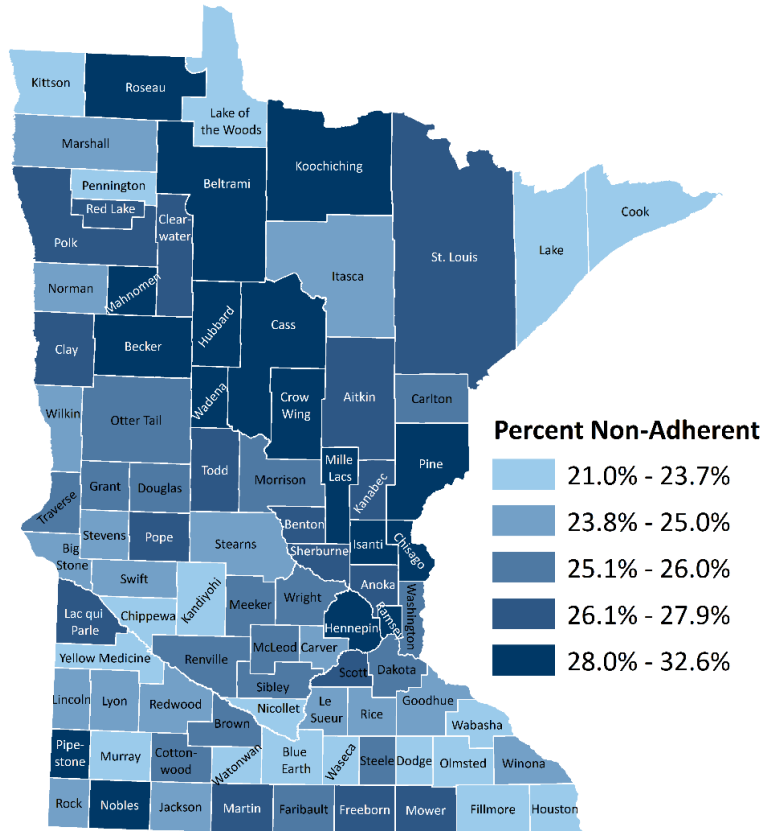
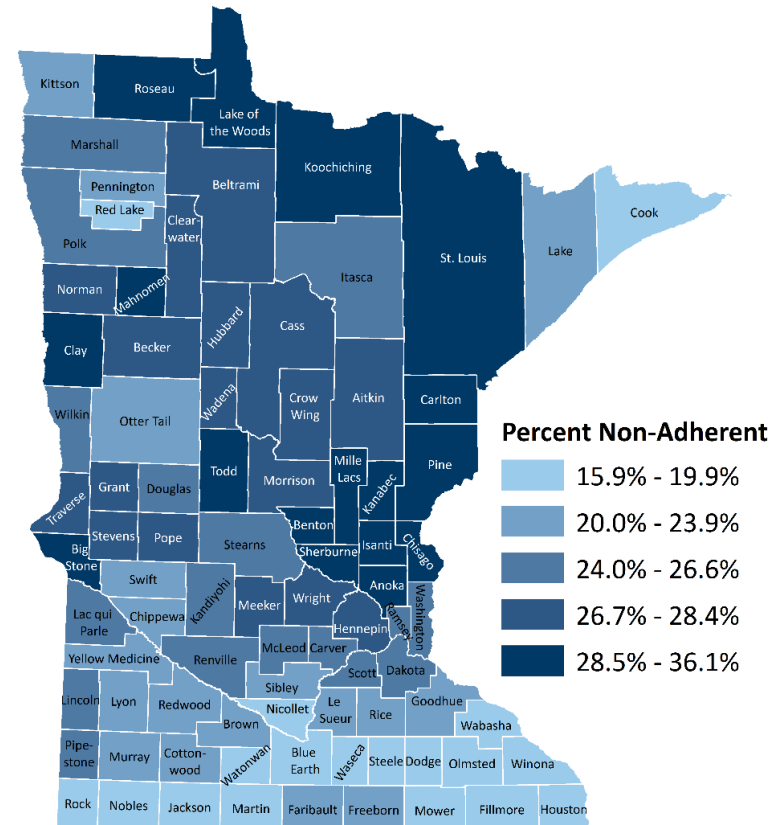


Figure S4. Adults Aged 65-85 Years

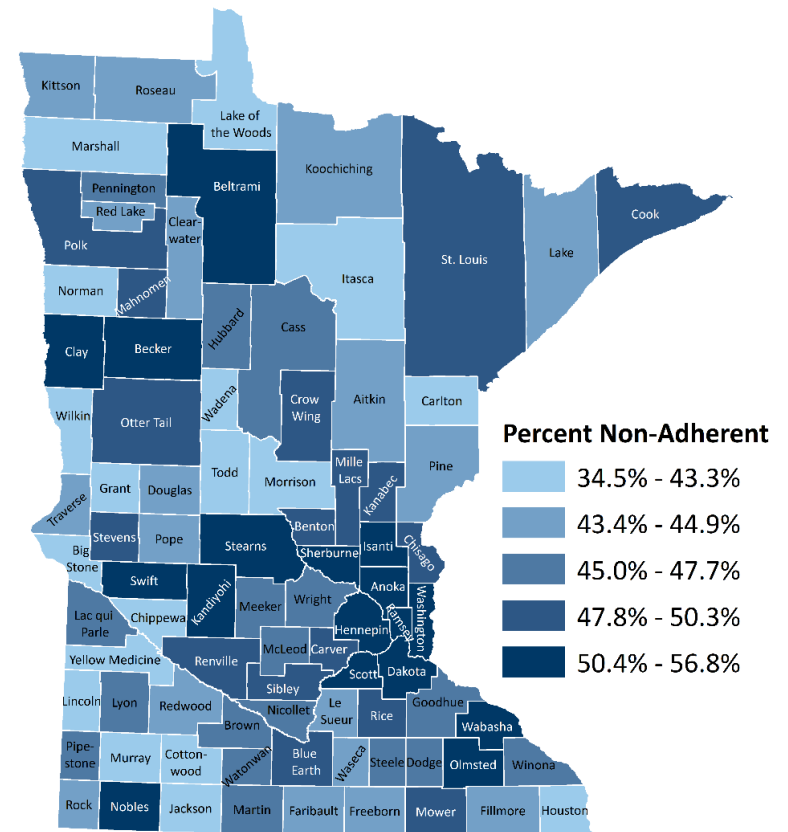
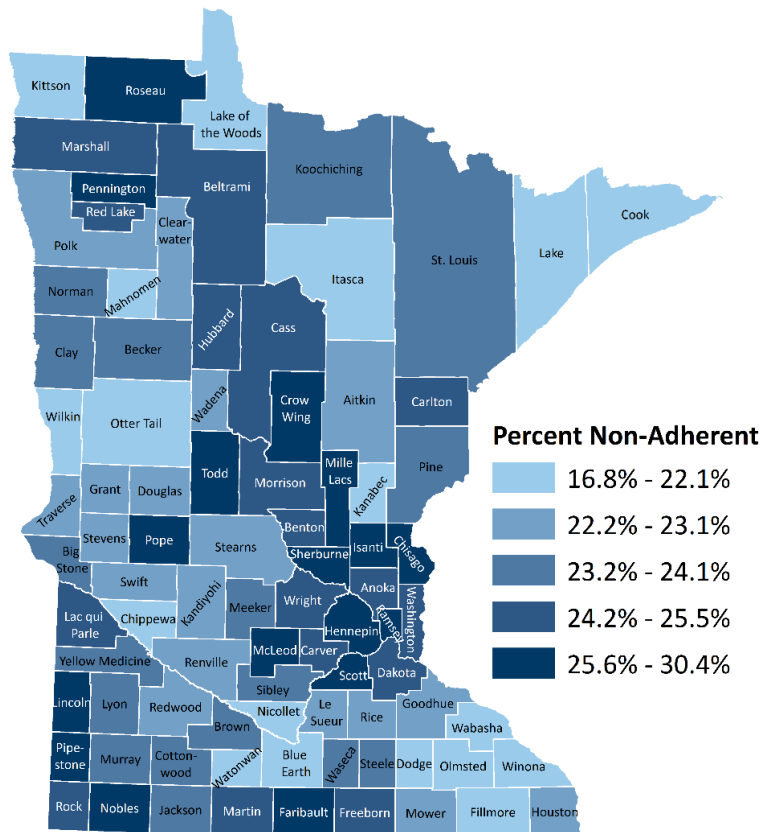


Source for all maps: MDH analysis of data from the MN APCD.

County Level Blood Pressure Medication Non-Adherence by Insurance Type, 2015

Figure S5. Commercial

Figure S6. Medicaid



Source for all maps: MDH analysis of data from the MN APCD.

Figure S7. Medicare

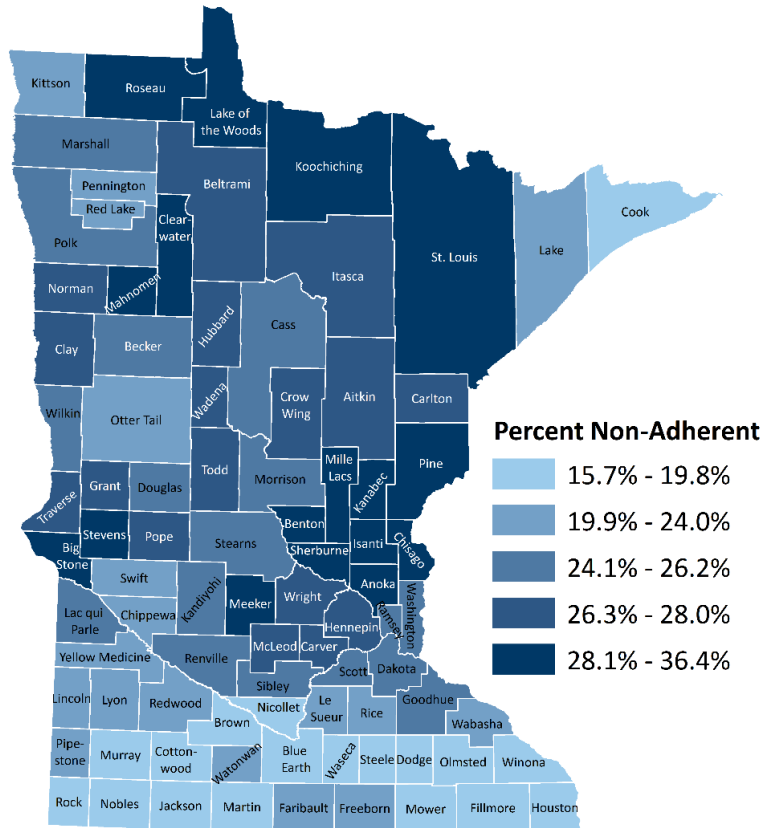
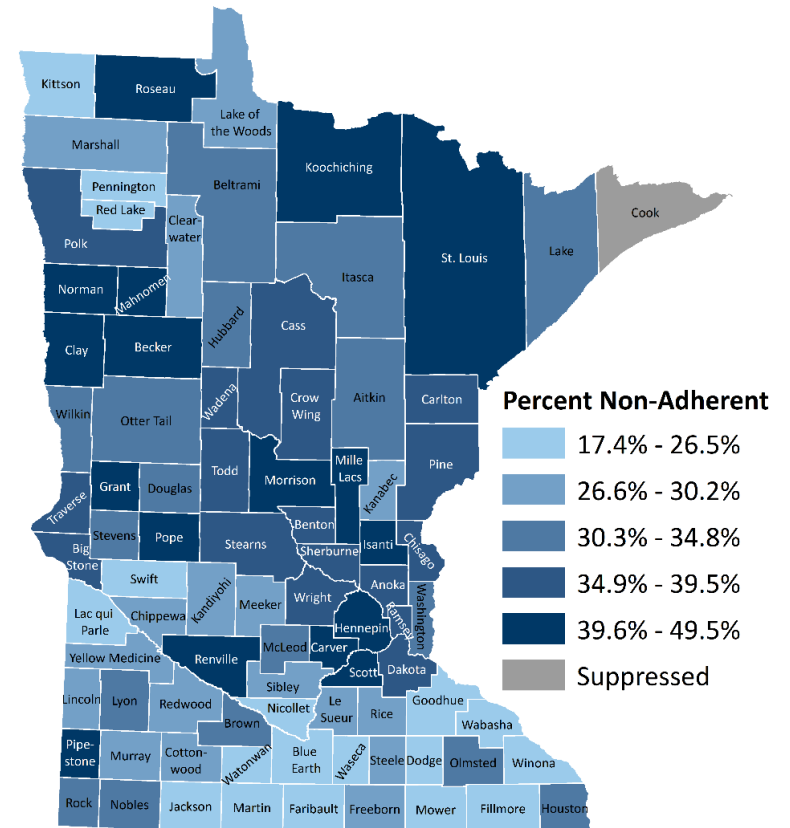


Figure S8. Dually-Eligible for Medicare and Medicaid



Source for all maps: MDH analysis of data from the MN APCD.

Table S1. Blood Pressure Medication Non-Adherence by County, Age, and Insurance Type, 2015

County	Number of Non-Adherent Adults	All Adults, Age-Adjusted Non-Adherence	Age 18-44 Non-Adherence	Age 45-64 Non-Adherence	Age 65-85 Non-Adherence	Medicare Non-Adherence	Dually-Eligible Medicare & Medicaid Non-Adherence	Medicaid Non-Adherence	Commercial Insurance Non-Adherence
MINNESOTA	248,119	29.2%	49.4%	27.6%	26.0%	25.6%	36.7%	51.4%	24.9%
Aitkin	1,167	30.2%	53.2%	27.3%	27.2%	27.4%	33.0%	44.0%	22.6%
Anoka	16,810	30.2%	48.1%	27.1%	29.1%	29.1%	37.6%	52.5%	25.1%
Becker	1,952	30.9%	52.1%	28.9%	27.5%	26.2%	40.7%	51.0%	23.1%
Beltrami	2,147	32.0%	56.3%	31.0%	27.4%	27.7%	31.9%	55.3%	24.2%
Benton	1,705	29.9%	45.5%	26.8%	29.3%	28.3%	38.4%	48.1%	25.4%
Big Stone	349	32.3%	48.6%	24.5%	36.1%	36.4%	39.5%	40.4%	23.1%
Blue Earth	2,083	23.7%	42.1%	23.4%	19.8%	19.3%	24.4%	48.8%	21.6%
Brown	1,151	24.9%	46.7%	25.2%	19.9%	19.3%	31.8%	47.3%	23.7%
Carlton	2,004	29.5%	47.0%	25.4%	29.0%	27.5%	38.8%	41.0%	25.0%
Carver	3,486	27.4%	43.8%	24.7%	26.3%	26.8%	40.0%	48.4%	24.3%
Cass	1,934	31.5%	54.8%	30.1%	26.8%	26.1%	39.3%	47.7%	24.5%
Chippewa	555	25.2%	45.0%	22.5%	23.0%	23.8%	27.1%	40.8%	20.9%
Chisago	2,886	31.3%	48.5%	28.8%	29.6%	30.2%	39.5%	48.1%	27.8%
Clay	2,505	30.8%	48.8%	27.3%	29.9%	28.0%	43.2%	52.6%	23.8%
Clearwater	445	29.0%	41.6%	27.8%	27.1%	28.1%	27.8%	43.9%	22.8%
Cook	230	25.1%	53.4%	22.9%	19.2%	19.8%	-	47.9%	18.8%

BLOOD PRESSURE MEDICATION NON-ADHERENCE IN MINNESOTA, 2015 SUPPLEMENTAL FIGURES AND TABLES

County	Number of Non-Adherent Adults	All Adults, Age-Adjusted Non-Adherence	Age 18-44 Non-Adherence	Age 45-64 Non-Adherence	Age 65-85 Non-Adherence	Medicare Non-Adherence	Dually-Eligible Medicare & Medicaid Non-Adherence	Medicaid Non-Adherence	Commercial Insurance Non-Adherence
Cottonwood	546	25.3%	46.0%	25.4%	20.1%	19.4%	26.8%	42.8%	24.1%
Crow Wing	3,823	30.7%	51.5%	28.2%	27.8%	27.4%	36.0%	48.9%	25.8%
Dakota	17,013	27.9%	46.3%	25.9%	25.6%	25.4%	35.0%	50.9%	25.0%
Dodge	635	21.9%	47.6%	21.7%	16.1%	16.9%	17.4%	46.5%	20.8%
Douglas	1,802	27.1%	45.5%	25.4%	24.1%	24.5%	32.7%	44.8%	23.1%
Faribault	749	26.0%	53.5%	25.9%	20.0%	20.0%	23.5%	44.0%	25.7%
Fillmore	662	20.8%	38.4%	21.0%	16.1%	15.7%	24.4%	43.5%	16.8%
Freeborn	1,459	26.8%	50.7%	26.6%	21.2%	21.0%	29.3%	43.9%	24.5%
Goodhue	2,068	26.4%	45.8%	24.9%	23.1%	24.2%	26.5%	47.7%	22.4%
Grant	321	28.9%	45.5%	25.3%	27.8%	26.5%	49.5%	41.7%	22.7%
Hennepin	54,544	32.3%	53.4%	31.3%	28.4%	27.3%	42.8%	56.3%	26.9%
Houston	708	24.2%	48.4%	23.2%	19.4%	18.6%	33.5%	40.9%	22.4%
Hubbard	1,176	31.0%	51.0%	29.2%	27.6%	27.7%	32.2%	47.3%	24.7%
Isanti	2,181	32.1%	49.4%	28.1%	31.9%	31.6%	39.7%	50.8%	27.1%
Itasca	2,519	27.7%	46.1%	23.8%	26.6%	27.5%	31.4%	40.5%	20.4%
Jackson	442	23.9%	48.0%	23.9%	18.3%	17.6%	25.5%	43.3%	23.8%
Kanabec	959	31.0%	49.7%	26.3%	30.5%	30.6%	29.4%	50.3%	22.1%
Kandiyohi	2,019	28.1%	52.3%	23.6%	26.1%	25.5%	27.5%	50.9%	22.8%
Kittson	239	25.2%	50.1%	21.9%	22.1%	22.5%	22.9%	44.5%	21.6%
Koochiching	974	33.9%	53.8%	28.9%	34.0%	33.7%	43.9%	43.5%	23.2%
Lac qui Parle	384	27.5%	46.9%	26.1%	23.9%	24.9%	23.7%	45.2%	24.5%

BLOOD PRESSURE MEDICATION NON-ADHERENCE IN MINNESOTA, 2015 SUPPLEMENTAL FIGURES AND TABLES

County	Number of Non-Adherent Adults	All Adults, Age-Adjusted Non-Adherence	Age 18-44 Non-Adherence	Age 45-64 Non-Adherence	Age 65-85 Non-Adherence	Medicare Non-Adherence	Dually-Eligible Medicare & Medicaid Non-Adherence	Medicaid Non-Adherence	Commercial Insurance Non-Adherence
Lake	531	26.2%	52.8%	23.5%	22.3%	22.3%	33.1%	43.8%	21.0%
Lake of the Woods	279	30.2%	39.5%	22.4%	34.5%	35.7%	29.1%	34.5%	20.2%
Le Sueur	1,190	25.3%	45.2%	24.1%	21.7%	22.0%	27.5%	44.9%	23.0%
Lincoln	315	27.5%	49.2%	25.0%	24.1%	24.0%	28.0%	36.8%	26.9%
Lyon	1,070	25.6%	48.1%	24.1%	21.7%	20.9%	33.3%	47.4%	23.4%
Mahnomen	335	32.8%	62.7%	28.3%	30.8%	29.5%	42.5%	49.9%	20.1%
Marshall	547	27.1%	47.5%	25.0%	24.0%	24.4%	29.8%	42.9%	25.1%
Martin	1,034	25.8%	46.5%	27.1%	19.6%	19.7%	26.4%	46.5%	24.8%
McLeod	1,829	28.4%	46.5%	26.0%	26.3%	26.7%	31.6%	45.2%	26.0%
Meeker	1,166	28.9%	48.6%	25.3%	27.4%	28.8%	30.2%	45.5%	24.0%
Mille Lacs	1,672	35.4%	54.5%	30.7%	35.4%	34.4%	42.7%	48.3%	30.4%
Morrison	1,675	28.7%	48.7%	25.3%	26.9%	25.0%	40.2%	42.4%	24.4%
Mower	1,433	25.2%	46.4%	26.4%	19.2%	19.1%	24.4%	50.2%	22.4%
Murray	419	24.4%	43.7%	23.7%	20.6%	19.7%	29.0%	40.6%	23.1%
Nicollet	1,167	23.5%	40.2%	23.2%	19.9%	19.4%	24.2%	46.7%	21.8%
Nobles	914	27.9%	58.4%	30.0%	18.9%	17.2%	33.3%	52.2%	29.6%
Norman	391	28.4%	44.0%	24.5%	28.4%	26.3%	40.1%	40.1%	23.6%
Olmsted	4,804	21.7%	43.7%	22.6%	15.9%	16.1%	30.7%	51.1%	18.5%
Otter Tail	2,914	27.2%	47.6%	25.2%	23.9%	22.7%	34.3%	48.4%	21.7%
Pennington	779	25.4%	52.2%	22.4%	22.0%	22.6%	23.7%	47.1%	25.9%

BLOOD PRESSURE MEDICATION NON-ADHERENCE IN MINNESOTA, 2015 SUPPLEMENTAL FIGURES AND TABLES

County	Number of Non-Adherent Adults	All Adults, Age-Adjusted Non-Adherence	Age 18-44 Non-Adherence	Age 45-64 Non-Adherence	Age 65-85 Non-Adherence	Medicare Non-Adherence	Dually-Eligible Medicare & Medicaid Non-Adherence	Medicaid Non-Adherence	Commercial Insurance Non-Adherence
Pine	1,888	32.7%	47.3%	28.1%	33.1%	33.3%	38.2%	44.6%	24.0%
Pipestone	470	28.8%	45.2%	29.5%	24.3%	23.8%	44.7%	45.1%	26.5%
Polk	1,581	28.6%	48.3%	26.6%	25.9%	25.3%	35.0%	48.5%	22.6%
Pope	664	30.4%	50.6%	27.8%	27.3%	26.7%	40.5%	43.9%	28.0%
Ramsey	25,670	31.9%	54.7%	32.6%	26.1%	24.7%	38.5%	56.8%	26.6%
Red Lake	210	24.1%	37.2%	26.8%	19.1%	20.3%	24.6%	43.6%	24.5%
Redwood	719	24.8%	45.9%	24.3%	20.3%	20.9%	28.1%	44.3%	22.9%
Renville	843	27.6%	45.1%	25.6%	25.2%	24.7%	40.0%	49.6%	22.8%
Rice	2,439	25.9%	44.6%	25.0%	22.3%	21.8%	29.4%	49.7%	23.0%
Rock	404	24.4%	46.1%	23.7%	19.8%	18.6%	31.2%	43.3%	24.7%
Roseau	1,111	33.4%	45.3%	29.1%	34.5%	35.7%	39.7%	44.4%	28.6%
St. Louis	10,722	31.2%	51.0%	27.0%	30.2%	29.2%	39.5%	48.4%	23.4%
Scott	4,827	27.8%	44.0%	26.1%	25.7%	24.5%	42.4%	51.6%	25.7%
Sherburne	3,893	31.0%	46.2%	27.5%	30.5%	30.8%	34.9%	51.0%	26.7%
Sibley	742	27.0%	47.9%	25.4%	23.8%	24.1%	29.5%	48.8%	23.5%
Stearns	5,882	26.8%	46.9%	24.6%	24.3%	24.1%	36.7%	50.4%	22.4%
Steele	1,355	24.1%	44.8%	25.5%	18.1%	18.0%	28.6%	45.0%	23.1%
Stevens	431	27.0%	32.7%	24.8%	27.7%	28.0%	31.7%	48.1%	22.5%
Swift	490	25.7%	51.6%	23.7%	21.7%	22.5%	20.1%	50.4%	22.5%
Todd	1,291	30.8%	51.1%	27.9%	28.6%	27.5%	37.7%	41.2%	27.7%
Traverse	221	28.8%	44.4%	25.5%	27.4%	27.2%	35.4%	43.7%	23.0%

BLOOD PRESSURE MEDICATION NON-ADHERENCE IN MINNESOTA, 2015 SUPPLEMENTAL FIGURES AND TABLES

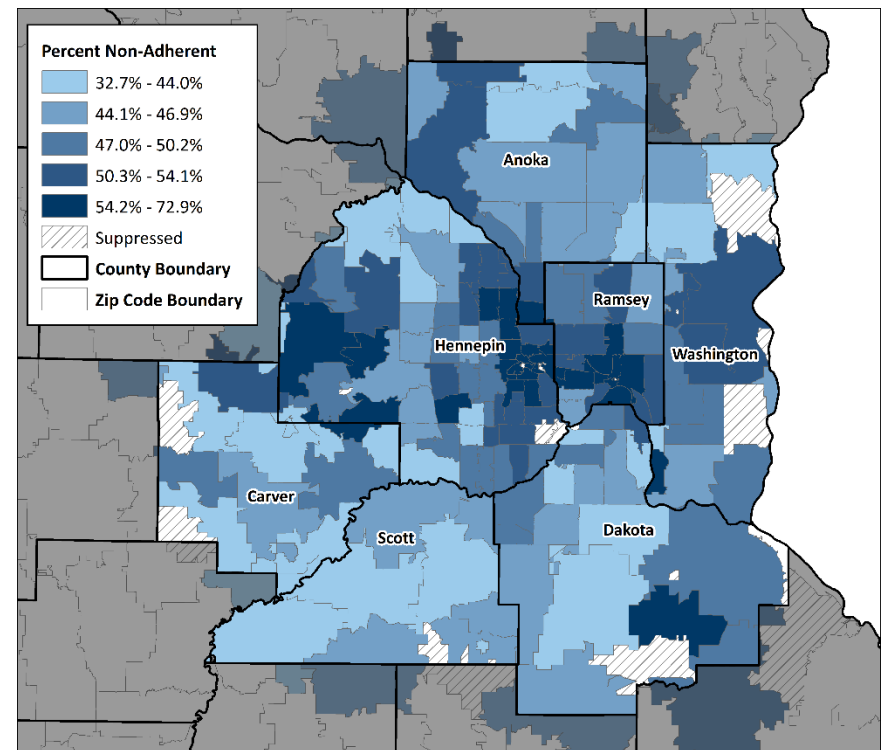
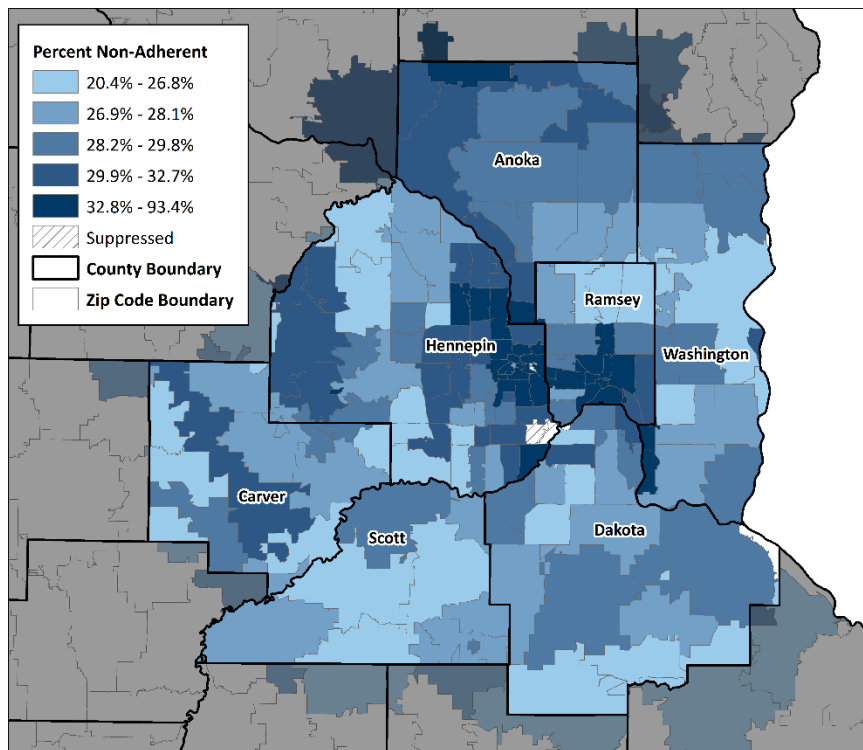
County	Number of Non-Adherent Adults	All Adults, Age-Adjusted Non-Adherence	Age 18-44 Non-Adherence	Age 45-64 Non-Adherence	Age 65-85 Non-Adherence	Medicare Non-Adherence	Dually-Eligible Medicare & Medicaid Non-Adherence	Medicaid Non-Adherence	Commercial Insurance Non-Adherence
Wabasha	872	24.0%	47.1%	22.7%	19.5%	20.0%	26.2%	52.6%	19.9%
Wadena	775	29.7%	43.5%	28.1%	27.9%	26.6%	38.2%	42.5%	23.0%
Waseca	735	24.7%	51.6%	23.5%	19.3%	19.6%	26.2%	44.4%	23.9%
Washington	10,510	27.7%	47.9%	25.5%	25.2%	25.5%	33.9%	50.8%	25.5%
Watonwan	435	24.4%	46.6%	23.2%	19.6%	20.1%	22.8%	47.4%	21.1%
Wilkin	301	26.2%	38.9%	23.8%	25.0%	24.1%	34.8%	40.4%	21.1%
Winona	1,713	23.0%	43.8%	23.9%	17.2%	16.8%	26.5%	47.0%	20.8%
Wright	5,324	28.6%	42.9%	25.4%	28.2%	27.6%	36.9%	47.6%	25.0%
Yellow Medicine	486	25.0%	46.6%	22.8%	21.9%	21.0%	28.4%	41.9%	23.9%

Source: MDH analysis of data from the MN APCD.

Zip Code Level Blood Pressure Medication Non-Adherence, 7-County Twin Cities Metro, All Ages and by Age, 2015

Figure S9. All Ages, Age-Adjusted

Figure S10. Adults Aged 18-44



Source for all maps: MDH analysis of data from the MN APCD.

Figure S11. Adults Aged 45-64

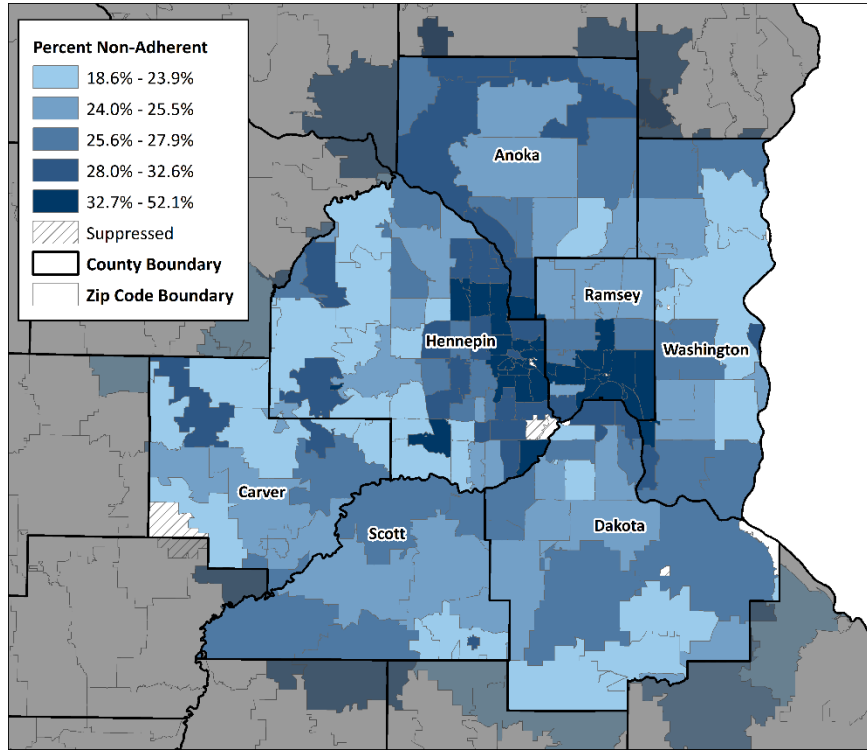
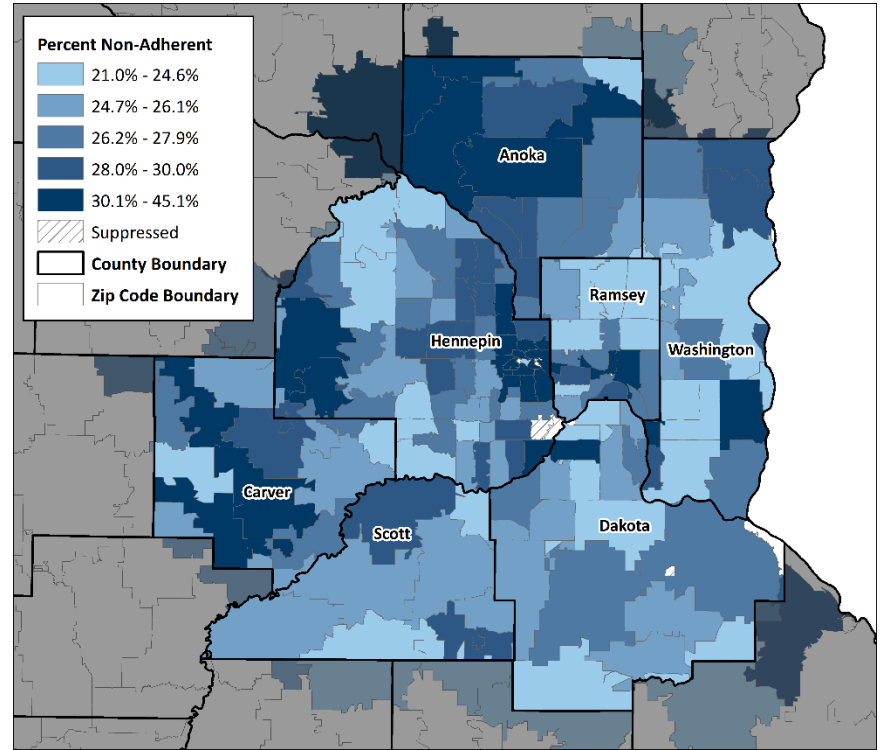


Figure S12. Adults Aged 65-85

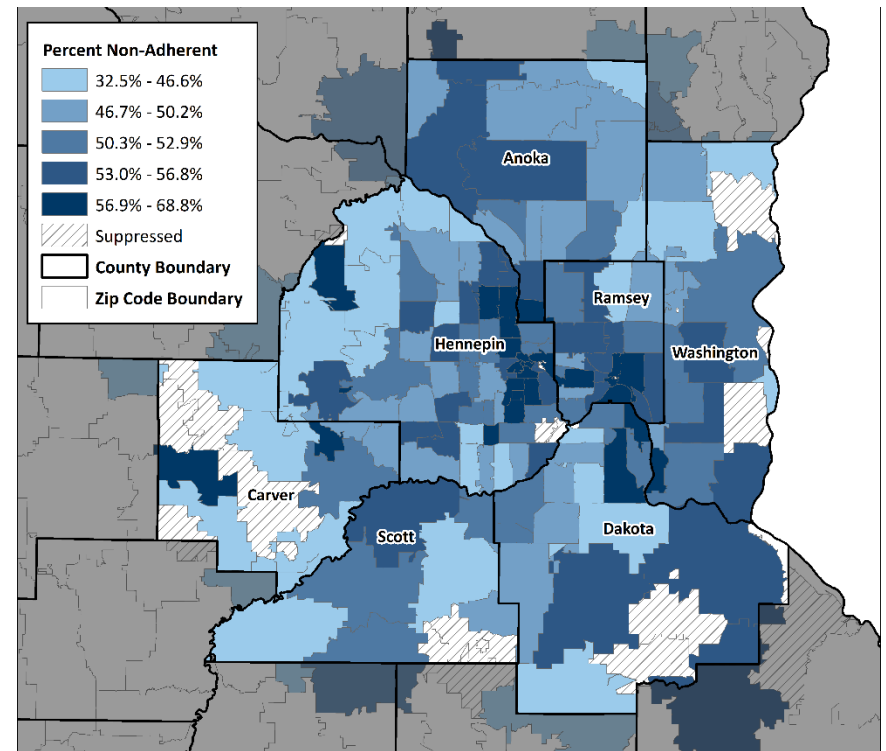
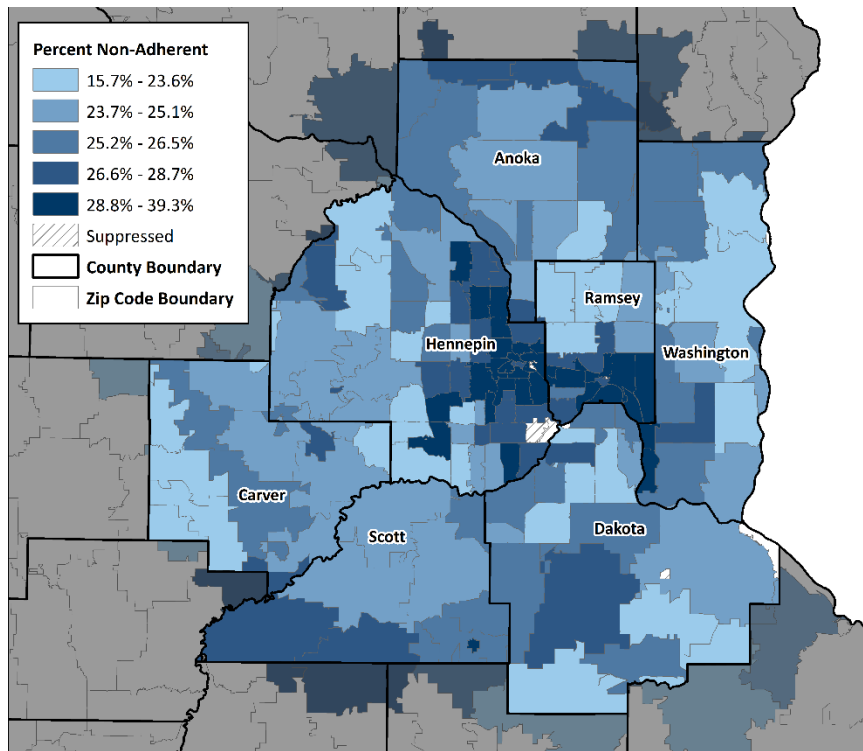


Source for all maps: MDH analysis of data from the MN APCD.

Zip Code Level Blood Pressure Medication Non-Adherence, 7-County Twin Cities Metro, by Insurance Type, 2015

Figure S13. Commercial

Figure S14. Medicaid



Source for all maps: MDH analysis of data from the MN APCD.

Figure S15. Medicare

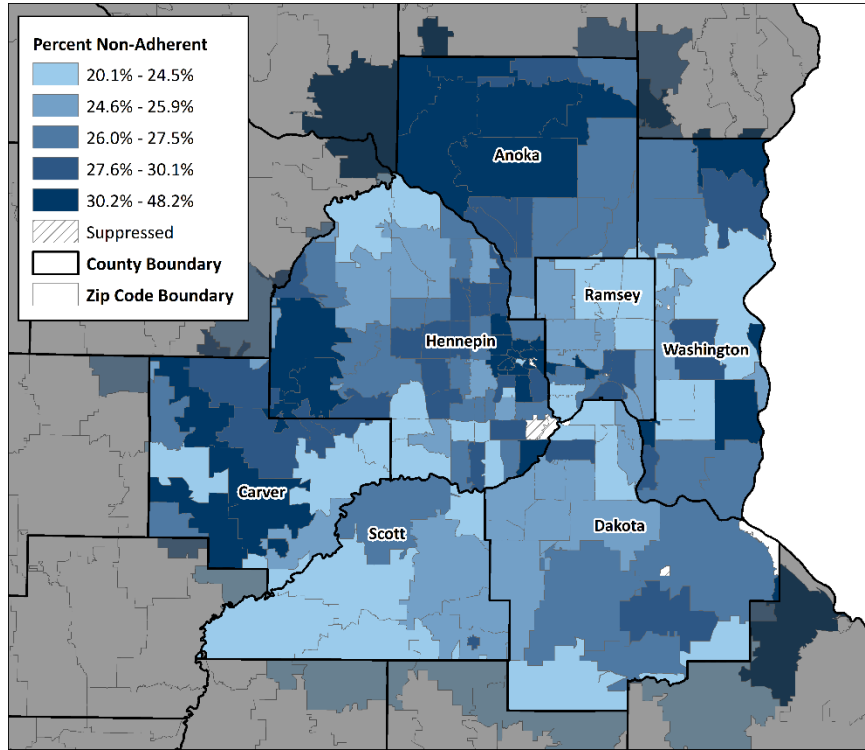
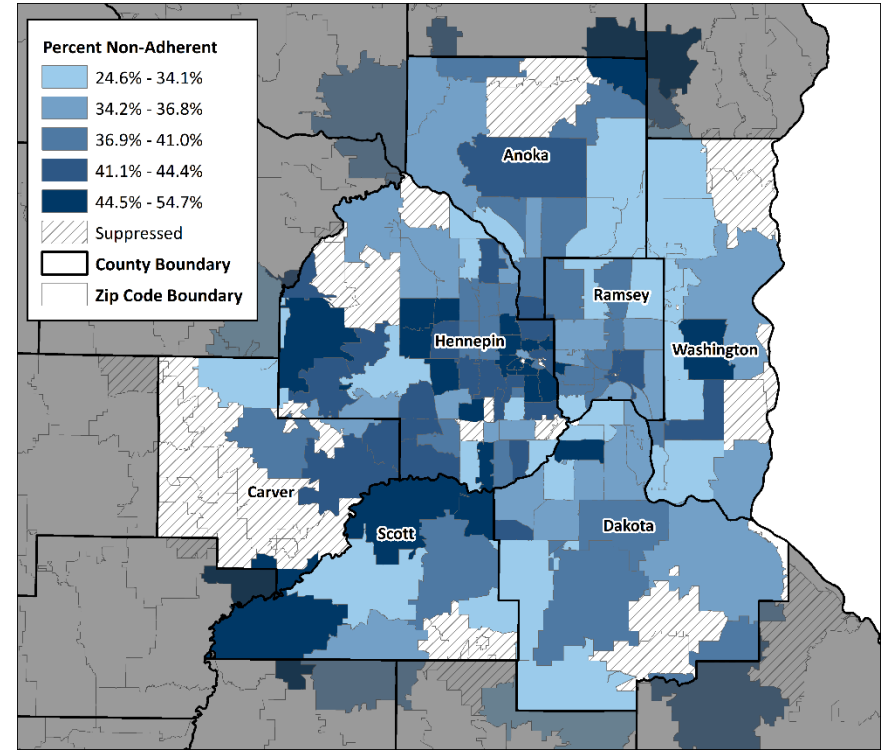


Figure S16. Dually-Eligible for Medicare and Medicaid



Source for all maps: MDH analysis of data from the MN APCD.

Table S2: Blood Pressure Medication Non-Adherence by Zip Code, Age, and Insurance Type, 2015

Zip Code	Primary City or Town	Number of Non-Adherent Adults	All Adults, Age-Adjusted Non-Adherence	Age 18-44 Non-Adherence	Age 45-64 Non-Adherence	Age 65-85 Non-Adherence	Medicare Non-Adherence	Dually-Eligible Medicare & Medicaid Non-Adherence	Medicaid Non-Adherence	Commercial Insurance Non-Adherence
55001	Afton	138	26.8%	-	21.8%	30.4%	30.6%	-	-	22.0%
55003	Bayport	105	30.3%	-	28.5%	29.1%	30.6%	-	-	25.7%
55005	East Bethel	201	30.5%	38.0%	30.2%	27.4%	29.3%	-	50.0%	26.6%
55007	Brook Park	148	32.8%	71.0%	26.6%	29.4%	29.2%	33.3%	50.0%	24.2%
55008	Cambridge	933	31.3%	47.4%	27.0%	31.4%	30.8%	38.7%	50.6%	25.7%
55009	Cannon Falls	383	26.5%	48.3%	24.8%	22.8%	22.4%	37.5%	55.7%	22.3%
55011	East Bethel	462	29.0%	41.1%	25.1%	29.6%	30.2%	-	47.1%	24.8%
55012	Center City	121	35.7%	62.5%	33.8%	30.4%	35.7%	-	-	32.9%
55013	Chisago City	342	29.6%	44.6%	29.2%	26.7%	26.8%	42.0%	50.0%	26.4%
55014	Lino Lakes	1148	27.4%	46.0%	23.4%	26.6%	27.4%	32.8%	51.6%	23.0%
55016	Cottage Grove	1480	27.3%	46.3%	25.8%	24.5%	26.1%	32.9%	52.4%	25.6%
55017	Dablo	28	24.9%	-	-	28.3%	26.5%	-	-	-
55018	Dennison	35	22.0%	-	23.7%	19.2%	22.4%	-	-	21.1%
55019	Dundas	68	23.6%	46.7%	21.4%	19.5%	17.5%	-	-	25.0%

BLOOD PRESSURE MEDICATION NON-ADHERENCE IN MINNESOTA, 2015 SUPPLEMENTAL FIGURES AND TABLES

Zip Code	Primary City or Town	Number of Non-Adherent Adults	All Adults, Age-Adjusted Non-Adherence	Age 18-44 Non-Adherence	Age 45-64 Non-Adherence	Age 65-85 Non-Adherence	Medicare Non-Adherence	Dually-Eligible Medicare & Medicaid Non-Adherence	Medicaid Non-Adherence	Commercial Insurance Non-Adherence
55020	Elko New Market	114	26.9%	44.3%	20.5%	28.6%	24.8%	-	-	25.4%
55021	Faribault	1255	27.1%	45.8%	26.5%	23.2%	22.3%	29.7%	52.1%	23.0%
55024	Farmington	1171	28.7%	43.5%	27.5%	26.5%	26.0%	37.6%	53.2%	27.3%
55025	Forest Lake	1218	29.3%	46.9%	27.0%	26.9%	27.0%	33.8%	48.1%	26.3%
55026	Frontenac	17	22.1%	-	-	-	-	-	-	-
55027	Goodhue	85	22.1%	44.1%	19.0%	20.7%	21.7%	-	37.8%	18.3%
55030	Grasston	70	26.3%	-	25.0%	27.4%	27.2%	-	38.2%	19.5%
55031	Hampton	82	27.5%	57.1%	21.6%	25.4%	30.1%	-	-	23.2%
55032	Harris	197	31.2%	38.7%	26.3%	34.0%	35.2%	36.8%	38.0%	24.0%
55033	Hastings	1414	29.4%	46.9%	27.4%	27.1%	27.1%	35.6%	54.7%	25.1%
55037	Hinckley	347	36.6%	53.6%	32.1%	35.8%	35.9%	45.7%	51.4%	25.5%
55038	Hugo	800	26.9%	38.9%	24.6%	25.8%	26.3%	33.8%	43.4%	25.2%
55040	Isanti	675	33.4%	52.6%	30.4%	32.0%	32.4%	40.2%	51.6%	30.3%
55041	Lake City	350	25.9%	51.1%	24.8%	21.4%	21.4%	30.6%	52.2%	21.1%
55042	Lake Elmo	405	29.6%	53.1%	26.7%	26.4%	27.6%	45.7%	55.6%	25.1%
55043	Lakeland	170	26.3%	45.8%	24.5%	23.3%	25.0%	-	43.1%	24.1%
55044	Lakeville	1685	26.9%	44.9%	25.0%	24.8%	24.8%	34.1%	46.8%	26.2%
55045	Lindstrom	384	29.2%	51.5%	26.0%	26.9%	26.9%	34.6%	51.4%	26.5%
55046	Lonsdale	173	24.3%	42.1%	24.9%	21.0%	22.9%	-	49.1%	24.4%

BLOOD PRESSURE MEDICATION NON-ADHERENCE IN MINNESOTA, 2015 SUPPLEMENTAL FIGURES AND TABLES

Zip Code	Primary City or Town	Number of Non-Adherent Adults	All Adults, Age-Adjusted Non-Adherence	Age 18-44 Non-Adherence	Age 45-64 Non-Adherence	Age 65-85 Non-Adherence	Medicare Non-Adherence	Dually-Eligible Medicare & Medicaid Non-Adherence	Medicaid Non-Adherence	Commercial Insurance Non-Adherence
55047	Marine-on-St.-Croix	137	28.3%	-	21.4%	29.3%	28.8%	-	-	23.3%
55049	Medford	93	24.3%	44.9%	23.5%	19.9%	19.1%	-	48.7%	24.5%
55051	Mora	594	30.8%	47.8%	26.8%	30.3%	30.6%	28.9%	51.4%	20.9%
55052	Morristown	83	26.2%	-	26.6%	23.1%	22.7%	-	43.8%	24.8%
55053	Nerstrand	26	15.3%	-	20.0%	-	-	-	-	15.1%
55054	Elko New Market	72	29.7%	39.4%	32.4%	28.2%	28.6%	-	-	34.6%
55055	Newport	198	34.5%	39.7%	34.9%	32.8%	33.0%	40.6%	49.3%	29.8%
55056	North Branch	751	32.2%	45.8%	29.6%	31.9%	31.5%	38.8%	49.0%	29.0%
55057	Northfield	806	24.9%	44.1%	23.1%	21.9%	21.5%	31.8%	44.6%	22.3%
55060	Owatonna	1088	24.4%	44.6%	26.2%	18.2%	18.1%	29.7%	45.6%	23.1%
55063	Pine City	633	32.8%	45.3%	28.7%	33.3%	35.3%	33.0%	43.7%	24.6%
55065	Randolph	45	26.8%	-	23.4%	25.6%	26.9%	-	-	25.3%
55066	Red Wing	961	28.6%	47.5%	27.4%	25.2%	27.0%	22.1%	50.1%	23.6%
55068	Rosemount	1073	27.0%	42.7%	25.5%	24.6%	24.8%	38.4%	46.6%	25.4%
55069	Rush City	302	33.7%	53.0%	33.5%	29.5%	28.9%	50.8%	47.6%	32.8%
55070	St. Francis	369	34.1%	50.9%	28.9%	35.2%	36.5%	38.3%	55.5%	27.0%
55071	St. Paul Park	324	33.6%	62.7%	30.7%	30.0%	29.8%	26.8%	60.3%	31.1%
55072	Sandstone	246	34.0%	50.0%	28.0%	36.0%	36.6%	30.9%	49.6%	22.9%

BLOOD PRESSURE MEDICATION NON-ADHERENCE IN MINNESOTA, 2015 SUPPLEMENTAL FIGURES AND TABLES

Zip Code	Primary City or Town	Number of Non-Adherent Adults	All Adults, Age-Adjusted Non-Adherence	Age 18-44 Non-Adherence	Age 45-64 Non-Adherence	Age 65-85 Non-Adherence	Medicare Non-Adherence	Dually-Eligible Medicare & Medicaid Non-Adherence	Medicaid Non-Adherence	Commercial Insurance Non-Adherence
55073	Scandia	182	28.3%	38.9%	26.7%	29.1%	30.5%	-	32.5%	25.8%
55074	Shafer	106	35.2%	54.5%	27.1%	38.8%	39.4%	-	50.0%	27.2%
55075	South St. Paul	1058	30.5%	52.3%	30.8%	25.2%	25.3%	35.4%	56.9%	25.8%
55076	Inver Grove Heights	1102	28.3%	42.1%	26.3%	26.8%	25.8%	35.4%	50.3%	24.6%
55077	Inver Grove Heights	493	27.3%	46.8%	24.8%	25.6%	24.2%	35.3%	62.9%	22.6%
55079	Stacy	413	28.2%	44.9%	27.9%	24.6%	26.2%	44.6%	43.8%	26.3%
55080	Stanchfield	169	32.5%	50.9%	26.3%	33.3%	33.9%	-	48.1%	26.3%
55082	Stillwater	1506	26.4%	50.7%	23.1%	23.5%	23.3%	36.3%	51.0%	23.1%
55084	Taylors Falls	95	33.4%	-	30.1%	31.7%	34.0%	-	-	30.9%
55085	Vermillion	13	20.4%	-	-	-	-	-	-	-
55087	Warsaw	17	23.6%	-	-	-	-	-	-	-
55088	Webster	79	27.0%	-	23.6%	22.5%	21.1%	-	-	25.2%
55089	Welch	89	26.5%	-	22.7%	29.9%	31.4%	-	-	24.0%
55090	Willernie	28	26.4%	-	-	-	-	-	-	26.1%
55092	Wyoming	573	31.2%	49.0%	28.2%	30.4%	31.4%	38.1%	50.0%	27.0%
55101	St. Paul	864	40.6%	69.2%	48.6%	27.4%	26.7%	43.6%	68.8%	27.6%
55102	St. Paul	1104	35.0%	53.7%	39.4%	26.9%	26.2%	39.5%	55.9%	31.2%
55103	St. Paul	803	39.7%	60.7%	42.4%	32.5%	31.0%	39.2%	55.7%	31.3%

BLOOD PRESSURE MEDICATION NON-ADHERENCE IN MINNESOTA, 2015 SUPPLEMENTAL FIGURES AND TABLES

Zip Code	Primary City or Town	Number of Non-Adherent Adults	All Adults, Age-Adjusted Non-Adherence	Age 18-44 Non-Adherence	Age 45-64 Non-Adherence	Age 65-85 Non-Adherence	Medicare Non-Adherence	Dually-Eligible Medicare & Medicaid Non-Adherence	Medicaid Non-Adherence	Commercial Insurance Non-Adherence
55104	St. Paul	2096	35.9%	59.9%	37.5%	29.1%	26.8%	38.6%	59.0%	31.0%
55105	St. Paul	860	27.2%	46.5%	25.5%	24.3%	24.4%	40.4%	49.4%	26.0%
55106	St. Paul	2952	39.9%	62.7%	42.4%	32.8%	29.5%	42.1%	60.9%	32.7%
55107	St. Paul	728	36.5%	55.8%	39.6%	29.8%	27.9%	35.9%	60.9%	29.4%
55108	St. Paul	478	28.8%	50.3%	25.5%	27.0%	25.8%	35.8%	49.0%	27.3%
55109	Maplewood	1711	28.4%	49.3%	27.2%	24.6%	23.3%	34.7%	50.6%	24.8%
55110	White Bear Lake	1754	25.9%	44.4%	24.4%	22.6%	22.4%	30.1%	48.2%	23.9%
55112	New Brighton	2039	28.0%	49.7%	25.4%	25.3%	24.8%	37.6%	52.3%	23.5%
55113	Roseville	1921	28.2%	51.0%	26.8%	24.3%	24.6%	34.2%	53.4%	23.1%
55114	St. Paul	139	41.4%	60.3%	38.0%	41.0%	48.2%	50.0%	50.5%	31.7%
55115	Mahtomedi	350	27.0%	51.6%	21.6%	25.9%	25.9%	30.6%	47.1%	22.3%
55116	St. Paul	1042	29.7%	46.0%	29.6%	25.9%	24.5%	34.1%	51.3%	27.1%
55117	St. Paul	2164	33.7%	56.8%	35.5%	27.3%	24.6%	40.8%	56.8%	27.9%
55118	West St. Paul	1499	28.7%	49.5%	28.2%	24.2%	23.8%	31.5%	52.2%	25.6%
55119	St. Paul	2019	32.6%	54.1%	32.9%	27.5%	25.7%	35.7%	55.7%	29.3%
55120	Mendota Heights	175	22.4%	39.5%	18.8%	22.1%	20.1%	24.7%	33.3%	22.3%
55121	Eagan	365	30.9%	47.0%	26.8%	30.3%	28.9%	47.4%	48.8%	26.5%
55122	Eagan	1358	27.6%	43.9%	25.1%	25.7%	25.5%	31.9%	46.6%	25.5%
55123	Eagan	806	25.5%	44.5%	21.3%	24.3%	25.5%	35.0%	44.4%	22.3%

BLOOD PRESSURE MEDICATION NON-ADHERENCE IN MINNESOTA, 2015 SUPPLEMENTAL FIGURES AND TABLES

Zip Code	Primary City or Town	Number of Non-Adherent Adults	All Adults, Age-Adjusted Non-Adherence	Age 18-44 Non-Adherence	Age 45-64 Non-Adherence	Age 65-85 Non-Adherence	Medicare Non-Adherence	Dually-Eligible Medicare & Medicaid Non-Adherence	Medicaid Non-Adherence	Commercial Insurance Non-Adherence
55124	Apple Valley	2046	26.8%	46.9%	24.0%	24.9%	25.4%	35.3%	48.8%	23.4%
55125	Woodbury	1700	26.5%	47.0%	24.8%	23.5%	23.8%	28.6%	52.0%	25.6%
55126	Shoreview	1153	25.5%	47.0%	24.2%	21.0%	21.7%	29.3%	54.8%	22.7%
55127	Vadnais Heights	843	25.9%	51.8%	23.9%	21.7%	22.6%	38.2%	45.1%	22.9%
55128	Oakdale	1406	28.9%	50.2%	27.4%	25.6%	25.7%	33.7%	50.4%	26.2%
55129	Woodbury	698	27.0%	48.5%	25.4%	24.1%	24.0%	42.6%	54.9%	28.0%
55130	St. Paul	953	42.9%	63.5%	44.3%	38.0%	29.2%	43.5%	58.0%	34.5%
55301	Albertville	373	29.8%	39.7%	29.0%	28.6%	28.1%	34.2%	51.8%	28.9%
55302	Annandale	387	27.9%	42.3%	23.0%	28.9%	27.4%	39.6%	40.3%	22.5%
55303	Ramsey	2634	32.4%	50.8%	28.5%	31.8%	32.3%	36.0%	54.8%	26.4%
55304	Andover	2052	29.2%	45.0%	23.9%	30.5%	30.5%	41.3%	53.5%	23.8%
55305	Minnnetonka	1001	30.3%	52.2%	27.3%	27.9%	27.6%	50.8%	47.8%	27.7%
55306	Burnsville	644	28.6%	47.0%	26.5%	26.0%	24.6%	42.8%	52.8%	24.2%
55307	Arlington	170	28.7%	43.6%	22.0%	31.6%	32.8%	33.3%	55.1%	18.0%
55308	Becker	339	30.4%	47.6%	26.0%	29.9%	29.4%	34.0%	50.0%	28.7%
55309	Big Lake	747	30.9%	44.9%	28.1%	29.2%	29.9%	33.3%	54.2%	26.7%
55310	Bird Island	63	18.9%	-	18.7%	17.9%	17.1%	-	31.4%	17.1%
55311	Maple Grove	1167	27.4%	40.5%	25.6%	25.8%	25.6%	36.0%	50.8%	25.3%
55312	Brownton	76	26.1%	-	28.4%	20.6%	21.6%	-	-	28.1%

BLOOD PRESSURE MEDICATION NON-ADHERENCE IN MINNESOTA, 2015 SUPPLEMENTAL FIGURES AND TABLES

Zip Code	Primary City or Town	Number of Non-Adherent Adults	All Adults, Age-Adjusted Non-Adherence	Age 18-44 Non-Adherence	Age 45-64 Non-Adherence	Age 65-85 Non-Adherence	Medicare Non-Adherence	Dually-Eligible Medicare & Medicaid Non-Adherence	Medicaid Non-Adherence	Commercial Insurance Non-Adherence
55313	Buffalo	1093	29.5%	42.2%	27.4%	28.9%	27.4%	39.9%	49.1%	26.3%
55314	Buffalo Lake	61	26.1%	-	27.0%	21.3%	19.7%	-	-	23.3%
55315	Carver	157	26.2%	32.7%	24.9%	26.3%	25.6%	-	40.4%	24.4%
55316	Champlin	924	27.5%	44.0%	24.6%	26.0%	27.5%	28.8%	43.4%	24.7%
55317	Chanhassen	640	25.3%	39.8%	23.9%	23.7%	24.5%	42.9%	49.2%	23.2%
55318	Chaska	996	28.0%	47.1%	26.1%	25.4%	24.3%	44.2%	52.2%	24.8%
55319	Clear Lake	211	24.4%	34.5%	21.1%	25.1%	24.9%	-	34.0%	22.5%
55320	Clearwater	208	27.0%	50.0%	24.6%	23.4%	25.5%	43.3%	49.3%	23.2%
55321	Cokato	248	31.5%	42.9%	30.5%	30.1%	27.8%	44.9%	51.2%	27.5%
55322	Cologne	155	30.6%	45.6%	24.5%	32.5%	33.8%	-	-	25.8%
55324	Darwin	80	30.4%	-	25.6%	29.9%	30.7%	-	-	22.7%
55325	Dassel	205	27.7%	40.4%	25.1%	26.8%	28.2%	-	44.0%	24.0%
55327	Dayton	164	27.1%	43.4%	27.1%	22.8%	24.0%	-	44.7%	25.4%
55328	Delano	332	25.5%	40.0%	22.0%	25.1%	25.0%	29.8%	45.9%	21.8%
55329	Eden Valley	85	24.7%	48.7%	21.8%	21.3%	22.9%	-	48.9%	18.2%
55330	Elk River	1715	30.7%	46.8%	25.9%	31.3%	31.5%	34.3%	48.9%	26.4%
55331	Shorewood	699	28.6%	55.9%	23.8%	26.7%	27.6%	36.1%	49.2%	24.5%
55332	Fairfax	106	27.4%	34.3%	25.9%	27.2%	27.9%	-	38.3%	23.0%
55333	Franklin	45	26.2%	-	26.8%	24.7%	22.9%	-	-	19.0%

BLOOD PRESSURE MEDICATION NON-ADHERENCE IN MINNESOTA, 2015 SUPPLEMENTAL FIGURES AND TABLES

Zip Code	Primary City or Town	Number of Non-Adherent Adults	All Adults, Age-Adjusted Non-Adherence	Age 18-44 Non-Adherence	Age 45-64 Non-Adherence	Age 65-85 Non-Adherence	Medicare Non-Adherence	Dually-Eligible Medicare & Medicaid Non-Adherence	Medicaid Non-Adherence	Commercial Insurance Non-Adherence
55334	Gaylord	137	24.9%	40.0%	25.2%	22.0%	21.1%	26.1%	48.0%	23.3%
55335	Gibbon	92	28.2%	69.7%	30.5%	17.0%	18.0%	-	54.3%	28.6%
55336	Glencoe	468	31.5%	39.2%	28.6%	33.0%	33.0%	33.9%	43.2%	27.5%
55337	Burnsville	2056	29.5%	50.1%	27.5%	26.5%	25.9%	35.8%	51.4%	25.7%
55338	Green Isle	53	24.4%	-	20.7%	18.9%	23.3%	-	-	21.6%
55339	Hamburg	32	21.5%	-	-	25.8%	27.0%	-	-	15.7%
55340	Corcoran	231	25.6%	53.4%	19.6%	23.5%	24.7%	-	44.2%	20.4%
55341	Hanover	77	24.0%	39.2%	25.2%	22.2%	25.6%	-	-	28.6%
55342	Hector	120	27.9%	34.2%	28.5%	26.7%	24.6%	-	57.5%	23.0%
55343	Hopkins	1246	32.3%	56.5%	31.4%	27.9%	27.7%	35.7%	56.3%	28.9%
55344	Eden Prairie	590	32.6%	48.4%	34.8%	27.5%	25.6%	40.5%	55.4%	32.7%
55345	Minnetonka	879	26.0%	45.4%	22.5%	24.2%	22.5%	44.0%	48.7%	22.4%
55346	Eden Prairie	605	26.0%	46.0%	22.8%	23.5%	22.8%	42.3%	53.7%	22.6%
55347	Eden Prairie	990	25.6%	44.0%	22.5%	24.0%	24.4%	41.5%	48.8%	23.0%
55349	Howard Lake	192	30.7%	59.0%	25.4%	28.4%	28.9%	31.6%	56.1%	25.5%
55350	Hutchinson	914	27.8%	50.0%	26.0%	24.3%	24.7%	29.4%	48.2%	26.7%
55352	Jordan	343	26.5%	42.3%	24.3%	24.8%	24.0%	24.6%	51.9%	23.8%
55353	Kimball	122	23.5%	41.1%	22.2%	20.7%	22.7%	-	50.0%	19.3%
55354	Lester Prairie	112	28.1%	41.7%	26.0%	26.7%	30.6%	-	-	22.5%

BLOOD PRESSURE MEDICATION NON-ADHERENCE IN MINNESOTA, 2015 SUPPLEMENTAL FIGURES AND TABLES

Zip Code	Primary City or Town	Number of Non-Adherent Adults	All Adults, Age-Adjusted Non-Adherence	Age 18-44 Non-Adherence	Age 45-64 Non-Adherence	Age 65-85 Non-Adherence	Medicare Non-Adherence	Dually-Eligible Medicare & Medicaid Non-Adherence	Medicaid Non-Adherence	Commercial Insurance Non-Adherence
55355	Litchfield	509	30.2%	53.3%	24.6%	29.7%	31.0%	33.6%	42.2%	24.9%
55356	Orono	233	28.6%	58.2%	23.1%	27.2%	27.0%	41.3%	33.9%	25.1%
55357	Greenfield	143	30.5%	50.0%	29.5%	26.7%	26.6%	-	58.3%	27.5%
55358	Maple Lake	224	26.2%	36.6%	23.7%	26.1%	24.8%	37.5%	50.0%	21.5%
55359	Independence	280	29.9%	56.2%	23.3%	31.1%	32.0%	51.5%	42.0%	23.9%
55360	Mayer	99	30.1%	40.9%	29.1%	30.2%	33.6%	-	-	26.5%
55362	Monticello	761	28.2%	41.3%	24.6%	28.6%	28.3%	37.0%	48.6%	22.5%
55363	Montrose	191	30.8%	46.2%	31.3%	27.8%	28.0%	37.1%	50.0%	30.5%
55364	Mound	681	31.9%	49.7%	28.2%	30.9%	32.3%	43.5%	56.2%	24.4%
55366	New Auburn	18	29.2%	-	-	-	-	-	-	-
55367	New Germany	37	26.4%	-	18.6%	26.2%	27.4%	-	-	21.4%
55368	Norwood Young America	119	29.2%	43.2%	22.5%	31.8%	33.0%	-	43.3%	21.4%
55369	Maple Grove	1557	27.9%	45.2%	24.1%	26.5%	25.4%	36.8%	49.5%	23.9%
55370	Plato	37	30.5%	-	25.0%	26.1%	27.3%	-	-	32.0%
55371	Princeton	895	33.8%	54.7%	30.0%	32.9%	31.9%	46.9%	52.0%	29.3%
55372	Prior Lake	1136	26.7%	41.9%	24.7%	24.9%	24.8%	37.9%	45.9%	25.0%
55373	Rockford	249	30.6%	52.9%	25.6%	28.8%	28.5%	44.4%	44.3%	26.0%
55374	Rogers	425	23.9%	40.5%	19.2%	24.0%	23.6%	34.5%	43.6%	21.7%

BLOOD PRESSURE MEDICATION NON-ADHERENCE IN MINNESOTA, 2015 SUPPLEMENTAL FIGURES AND TABLES

Zip Code	Primary City or Town	Number of Non-Adherent Adults	All Adults, Age-Adjusted Non-Adherence	Age 18-44 Non-Adherence	Age 45-64 Non-Adherence	Age 65-85 Non-Adherence	Medicare Non-Adherence	Dually-Eligible Medicare & Medicaid Non-Adherence	Medicaid Non-Adherence	Commercial Insurance Non-Adherence
55375	St. Bonifacius	133	27.9%	42.9%	24.1%	28.2%	30.8%	-	41.0%	25.5%
55376	St. Michael	559	26.5%	38.2%	22.4%	27.8%	28.0%	-	39.4%	24.8%
55378	Savage	931	27.4%	46.2%	27.3%	23.5%	22.7%	44.6%	52.9%	26.3%
55379	Shakopee	1505	29.7%	44.8%	26.8%	28.9%	26.2%	47.8%	55.1%	25.0%
55381	Silver Lake	89	24.0%	44.4%	19.5%	23.3%	22.5%	-	-	22.2%
55382	South Haven	178	28.4%	44.2%	24.1%	26.1%	25.8%	-	58.5%	22.0%
55384	Spring Park	106	33.4%	-	33.6%	29.2%	25.2%	50.0%	57.6%	28.3%
55385	Stewart	66	27.7%	-	27.1%	21.8%	26.5%	-	-	26.2%
55386	Victoria	243	28.3%	40.0%	28.0%	26.1%	27.5%	-	57.8%	26.9%
55387	Waconia	488	27.4%	42.7%	23.3%	28.6%	28.7%	38.6%	44.6%	24.5%
55388	Watertown	218	27.1%	50.5%	22.7%	25.3%	27.9%	26.2%	38.2%	24.0%
55389	Watkins	129	29.8%	48.7%	28.1%	27.3%	30.1%	-	45.7%	27.5%
55390	Waverly	108	29.5%	60.5%	23.3%	27.4%	28.0%	-	50.0%	25.5%
55391	Minnetonka	660	27.6%	46.4%	24.4%	25.6%	26.7%	29.6%	52.3%	23.7%
55395	Winsted	119	27.6%	44.1%	22.2%	27.9%	25.9%	-	42.1%	20.3%
55396	Winthrop	116	30.1%	58.1%	32.5%	21.9%	20.7%	-	55.6%	29.2%
55397	Norwood Young America	117	26.4%	48.8%	25.1%	22.5%	24.3%	-	58.1%	22.7%
55398	Zimmerman	641	32.1%	42.8%	29.3%	31.9%	34.2%	31.1%	49.8%	26.8%

BLOOD PRESSURE MEDICATION NON-ADHERENCE IN MINNESOTA, 2015 SUPPLEMENTAL FIGURES AND TABLES

Zip Code	Primary City or Town	Number of Non-Adherent Adults	All Adults, Age-Adjusted Non-Adherence	Age 18-44 Non-Adherence	Age 45-64 Non-Adherence	Age 65-85 Non-Adherence	Medicare Non-Adherence	Dually-Eligible Medicare & Medicaid Non-Adherence	Medicaid Non-Adherence	Commercial Insurance Non-Adherence
55401	Minneapolis	384	34.5%	57.4%	31.1%	31.2%	32.8%	36.1%	63.2%	31.4%
55402	Minneapolis	62	27.6%	-	44.6%	-	33.3%	-	63.0%	28.1%
55403	Minneapolis	954	41.7%	55.2%	42.9%	38.6%	33.3%	54.7%	60.7%	33.3%
55404	Minneapolis	1905	48.5%	65.7%	48.4%	45.1%	39.6%	48.1%	60.0%	36.3%
55405	Minneapolis	686	40.3%	55.6%	41.9%	35.9%	35.6%	46.6%	55.7%	33.7%
55406	Minneapolis	1587	34.9%	53.4%	33.6%	31.6%	28.5%	45.5%	55.4%	28.9%
55407	Minneapolis	1640	39.6%	57.7%	40.7%	34.8%	33.4%	47.3%	59.3%	31.5%
55408	Minneapolis	1110	38.6%	57.7%	38.2%	34.7%	29.7%	43.7%	58.5%	33.2%
55409	Minneapolis	425	31.4%	52.5%	31.5%	26.8%	24.2%	41.0%	56.8%	28.7%
55410	Minneapolis	677	29.7%	53.1%	27.2%	26.8%	27.0%	41.3%	48.6%	28.8%
55411	Minneapolis	2247	48.3%	72.9%	52.1%	40.0%	33.9%	51.5%	67.3%	39.3%
55412	Minneapolis	1606	42.9%	70.7%	45.3%	34.7%	32.6%	49.6%	66.0%	34.9%
55413	Minneapolis	610	37.2%	56.8%	35.1%	34.7%	30.6%	47.6%	51.5%	29.4%
55414	Minneapolis	512	36.2%	60.4%	35.6%	30.8%	30.1%	41.0%	59.8%	31.7%
55415	Minneapolis	132	36.9%	65.6%	38.8%	23.3%	24.3%	48.8%	68.8%	28.0%
55416	St. Louis Park	1104	29.0%	48.9%	27.3%	26.0%	25.3%	43.7%	47.9%	28.9%
55417	Minneapolis	1028	30.4%	50.6%	29.3%	26.8%	26.4%	43.6%	51.6%	27.8%
55418	Minneapolis	1420	32.5%	52.0%	32.0%	28.6%	26.3%	42.7%	52.3%	28.0%
55419	Minneapolis	984	29.8%	51.8%	28.8%	25.8%	25.5%	31.2%	59.4%	27.5%

BLOOD PRESSURE MEDICATION NON-ADHERENCE IN MINNESOTA, 2015 SUPPLEMENTAL FIGURES AND TABLES

Zip Code	Primary City or Town	Number of Non-Adherent Adults	All Adults, Age-Adjusted Non-Adherence	Age 18-44 Non-Adherence	Age 45-64 Non-Adherence	Age 65-85 Non-Adherence	Medicare Non-Adherence	Dually-Eligible Medicare & Medicaid Non-Adherence	Medicaid Non-Adherence	Commercial Insurance Non-Adherence
55420	Bloomington	1230	32.7%	51.4%	32.5%	28.4%	27.2%	42.5%	50.2%	28.8%
55421	Columbia Heights	1574	33.3%	55.6%	33.8%	27.9%	25.3%	42.9%	57.0%	27.8%
55422	Robbinsdale	1430	30.8%	50.0%	29.7%	27.3%	27.1%	38.0%	50.6%	26.5%
55423	Richfield	1673	31.9%	51.8%	30.8%	28.2%	28.3%	36.4%	52.2%	27.5%
55424	Edina	306	27.0%	49.1%	24.3%	24.7%	27.0%	-	51.1%	24.9%
55425	Bloomington	478	34.4%	50.0%	34.4%	30.8%	31.4%	33.1%	55.9%	28.1%
55426	St. Louis Park	1063	30.5%	48.9%	29.8%	27.0%	26.4%	41.9%	51.2%	26.8%
55427	Golden Valley	1135	30.1%	46.3%	27.1%	29.2%	28.3%	37.1%	51.6%	24.5%
55428	New Hope	1590	33.0%	52.5%	33.2%	28.6%	27.9%	37.4%	56.4%	27.4%
55429	Brooklyn Center	1483	35.2%	56.1%	38.4%	28.2%	28.4%	38.9%	57.0%	31.1%
55430	Brooklyn Center	1233	36.7%	59.3%	37.7%	30.4%	28.7%	38.1%	59.7%	31.9%
55431	Bloomington	975	27.0%	47.5%	24.0%	24.7%	23.2%	40.5%	45.0%	23.6%
55432	Fridley	1693	31.5%	52.2%	30.4%	28.1%	27.3%	38.8%	56.7%	24.8%
55433	Coon Rapids	1854	31.1%	50.1%	28.1%	29.4%	29.9%	34.1%	49.0%	26.4%
55434	Blaine	1538	29.8%	47.8%	27.3%	28.0%	28.6%	35.8%	49.0%	25.8%
55435	Edina	578	30.6%	53.0%	30.1%	25.5%	23.6%	36.6%	60.5%	27.2%
55436	Edina	598	27.7%	43.8%	25.9%	25.9%	27.0%	51.6%	51.1%	23.6%
55437	Bloomington	952	28.7%	47.6%	24.8%	28.0%	28.0%	46.9%	47.0%	23.9%
55438	Bloomington	776	26.7%	47.4%	22.3%	25.2%	26.0%	32.8%	40.9%	23.0%

BLOOD PRESSURE MEDICATION NON-ADHERENCE IN MINNESOTA, 2015 SUPPLEMENTAL FIGURES AND TABLES

Zip Code	Primary City or Town	Number of Non-Adherent Adults	All Adults, Age-Adjusted Non-Adherence	Age 18-44 Non-Adherence	Age 45-64 Non-Adherence	Age 65-85 Non-Adherence	Medicare Non-Adherence	Dually-Eligible Medicare & Medicaid Non-Adherence	Medicaid Non-Adherence	Commercial Insurance Non-Adherence
55439	Edina	390	25.5%	43.4%	23.2%	23.3%	23.0%	-	40.0%	24.8%
55441	Plymouth	869	31.1%	48.0%	29.0%	28.6%	27.8%	42.1%	52.9%	26.0%
55442	Plymouth	556	26.4%	47.5%	22.1%	25.9%	26.5%	51.7%	44.4%	22.5%
55443	Brooklyn Park	1710	32.7%	52.1%	32.6%	28.6%	25.2%	42.7%	56.1%	28.4%
55444	Brooklyn Park	793	32.2%	53.6%	31.7%	26.9%	27.5%	35.9%	55.1%	27.6%
55445	Brooklyn Park	501	32.3%	50.6%	31.3%	28.1%	27.0%	34.1%	48.9%	29.9%
55446	Plymouth	778	28.7%	46.7%	25.0%	27.9%	26.0%	46.6%	55.2%	25.9%
55447	Plymouth	894	28.3%	45.1%	23.0%	28.7%	28.3%	51.1%	48.4%	23.0%
55448	Coon Rapids	1453	29.8%	45.3%	26.6%	29.0%	29.2%	37.2%	52.6%	24.4%
55449	Blaine	1030	28.0%	44.2%	24.1%	27.3%	26.6%	41.0%	47.3%	23.9%
55454	Minneapolis	387	45.6%	63.7%	44.9%	41.1%	38.3%	40.7%	54.0%	28.8%
55601	Beaver Bay	<11	-	-	-	-	-	-	-	-
55602	Brimson	14	28.6%	-	-	-	-	-	-	-
55603	Finland	20	21.0%	-	-	-	-	-	-	-
55604	Grand Marais	137	22.8%	54.1%	19.5%	18.9%	19.8%	-	42.2%	15.8%
55605	Grand Portage	32	24.6%	-	32.3%	-	-	-	-	26.1%
55606	Hovland	18	29.0%	-	-	-	-	-	-	-
55609	Knife River	26	34.3%	-	-	30.5%	30.5%	-	-	-
55612	Lutsen	28	25.9%	-	-	20.8%	20.8%	-	-	-

BLOOD PRESSURE MEDICATION NON-ADHERENCE IN MINNESOTA, 2015 SUPPLEMENTAL FIGURES AND TABLES

Zip Code	Primary City or Town	Number of Non-Adherent Adults	All Adults, Age-Adjusted Non-Adherence	Age 18-44 Non-Adherence	Age 45-64 Non-Adherence	Age 65-85 Non-Adherence	Medicare Non-Adherence	Dually-Eligible Medicare & Medicaid Non-Adherence	Medicaid Non-Adherence	Commercial Insurance Non-Adherence
55613	Schroeder	<11	-	-	-	-	-	-	-	-
55614	Silver Bay	93	21.0%	-	18.7%	16.1%	15.9%	-	38.0%	15.8%
55615	Tofte	<11	-	-	-	-	-	-	-	-
55616	Two Harbors	363	27.5%	55.0%	23.9%	24.0%	24.2%	31.0%	47.4%	22.5%
55702	Alborn	31	35.0%	-	26.9%	28.2%	29.4%	-	-	31.7%
55703	Angora	29	20.2%	-	19.7%	18.5%	-	-	-	-
55704	Askov	82	34.1%	-	30.2%	35.4%	35.4%	-	46.7%	23.1%
55705	Aurora	250	37.1%	58.3%	33.7%	35.7%	33.4%	50.7%	50.5%	30.7%
55706	Babbittss	113	28.4%	-	25.5%	24.0%	22.7%	32.4%	48.3%	19.3%
55707	Barnum	160	25.9%	39.7%	20.8%	26.6%	22.8%	43.2%	34.2%	22.0%
55708	Biwabik	52	28.1%	-	29.2%	17.6%	17.0%	-	42.9%	25.4%
55709	Bovey	221	28.0%	40.3%	21.8%	29.2%	29.9%	26.9%	38.3%	18.8%
55710	Britt	63	27.5%	-	23.9%	27.7%	29.2%	-	-	21.5%
55711	Brookston	43	25.3%	35.3%	30.4%	-	-	-	35.1%	29.4%
55712	Bruno	36	32.7%	-	24.0%	35.0%	37.3%	-	-	-
55713	Buhl	68	31.5%	-	27.3%	33.0%	34.8%	40.6%	47.2%	-
55716	Calumet	28	33.6%	-	-	34.3%	-	-	-	-
55717	Canyon	13	21.9%	-	-	-	-	-	-	-
55718	Carlton	180	29.1%	46.7%	26.0%	28.1%	27.4%	45.5%	37.9%	24.1%

BLOOD PRESSURE MEDICATION NON-ADHERENCE IN MINNESOTA, 2015 SUPPLEMENTAL FIGURES AND TABLES

Zip Code	Primary City or Town	Number of Non-Adherent Adults	All Adults, Age-Adjusted Non-Adherence	Age 18-44 Non-Adherence	Age 45-64 Non-Adherence	Age 65-85 Non-Adherence	Medicare Non-Adherence	Dually-Eligible Medicare & Medicaid Non-Adherence	Medicaid Non-Adherence	Commercial Insurance Non-Adherence
55719	Chisholm	318	33.4%	51.4%	27.0%	34.6%	34.2%	34.5%	49.6%	23.7%
55720	Cloquet	1082	31.8%	50.2%	28.5%	30.7%	29.8%	37.7%	48.2%	26.4%
55721	Cohasset	206	28.3%	43.5%	23.6%	28.2%	30.7%	31.3%	45.8%	20.3%
55722	Coleraine	59	27.3%	-	28.1%	24.1%	28.6%	-	42.9%	18.9%
55723	Cook	188	35.9%	66.7%	34.0%	29.5%	28.8%	51.0%	49.3%	28.8%
55724	Cotton	42	24.9%	-	22.5%	26.5%	23.1%	-	-	22.0%
55725	Crane Lake	<11	-	-	-	-	-	-	-	-
55726	Cromwell	51	25.8%	-	17.0%	29.7%	25.3%	-	-	20.0%
55731	Ely	287	25.9%	36.2%	22.3%	26.5%	25.8%	37.5%	37.1%	16.7%
55732	Embarrass	76	30.1%	-	23.2%	25.5%	24.7%	-	-	25.0%
55733	Esko	205	26.2%	42.3%	24.6%	23.2%	22.3%	-	42.6%	25.8%
55734	Eveleth	347	31.6%	55.4%	30.3%	26.8%	26.4%	53.1%	51.1%	25.4%
55735	Finlayson	111	29.3%	-	25.2%	33.3%	32.3%	-	40.9%	18.4%
55736	Floodwood	96	31.4%	50.0%	23.8%	33.1%	30.9%	38.9%	44.9%	20.7%
55738	Forbes	21	24.1%	-	-	-	-	-	-	-
55741	Gilbert	186	31.7%	57.9%	24.7%	31.4%	32.8%	35.3%	47.6%	20.5%
55742	Goodland	<11	-	-	-	-	-	-	-	-
55744	Grand Rapids	1073	26.6%	42.6%	22.6%	26.2%	27.4%	32.0%	37.9%	19.1%
55746	Hibbing	1010	33.3%	56.3%	28.3%	32.8%	31.9%	40.7%	48.3%	23.4%

BLOOD PRESSURE MEDICATION NON-ADHERENCE IN MINNESOTA, 2015 SUPPLEMENTAL FIGURES AND TABLES

Zip Code	Primary City or Town	Number of Non-Adherent Adults	All Adults, Age-Adjusted Non-Adherence	Age 18-44 Non-Adherence	Age 45-64 Non-Adherence	Age 65-85 Non-Adherence	Medicare Non-Adherence	Dually-Eligible Medicare & Medicaid Non-Adherence	Medicaid Non-Adherence	Commercial Insurance Non-Adherence
55748	Hill City	88	31.7%	-	25.2%	29.2%	26.8%	35.0%	38.3%	27.4%
55749	Holyoke	30	30.0%	-	31.1%	28.0%	24.4%	-	-	-
55750	Hoyt Lakes	162	33.2%	67.5%	26.4%	32.1%	33.3%	-	52.5%	21.5%
55751	Iron	65	27.4%	-	28.8%	23.1%	22.0%	-	-	24.1%
55752	Jacobson	25	22.3%	-	-	30.5%	25.9%	-	-	-
55753	Keewatin	59	28.4%	-	24.4%	27.6%	28.7%	-	48.8%	-
55756	Kerrick	25	29.2%	-	-	26.2%	-	-	-	-
55757	Kettle River	64	29.8%	-	26.3%	32.7%	31.6%	-	-	19.5%
55758	Kinney	<11	-	-	-	-	-	-	-	-
55760	McGregor	228	31.5%	56.0%	29.9%	26.3%	27.1%	32.8%	47.8%	17.2%
55763	Makinen	33	27.6%	-	23.1%	23.0%	22.4%	-	-	-
55764	Marble	24	23.0%	-	-	22.6%	24.4%	-	-	-
55765	Meadowlands	40	28.9%	-	32.2%	27.1%	30.6%	-	-	-
55767	Moose Lake	244	28.1%	42.6%	21.3%	31.1%	29.4%	33.8%	28.5%	25.0%
55768	Mountain Iron	137	25.2%	40.4%	23.0%	22.9%	22.3%	28.6%	51.0%	19.6%
55769	Nashwauk	113	28.8%	60.0%	25.2%	26.2%	27.3%	27.5%	40.0%	25.3%
55771	Orr	123	36.5%	-	32.4%	35.1%	32.9%	39.4%	43.2%	33.0%
55772	Nett Lake	36	41.8%	-	-	-	-	-	-	-
55775	Pengilly	70	23.2%	-	24.0%	24.0%	23.9%	-	38.7%	19.3%

BLOOD PRESSURE MEDICATION NON-ADHERENCE IN MINNESOTA, 2015 SUPPLEMENTAL FIGURES AND TABLES

Zip Code	Primary City or Town	Number of Non-Adherent Adults	All Adults, Age-Adjusted Non-Adherence	Age 18-44 Non-Adherence	Age 45-64 Non-Adherence	Age 65-85 Non-Adherence	Medicare Non-Adherence	Dually-Eligible Medicare & Medicaid Non-Adherence	Medicaid Non-Adherence	Commercial Insurance Non-Adherence
55779	Saginaw	172	26.6%	31.6%	22.6%	28.3%	26.6%	-	43.7%	19.9%
55780	Sawyer	27	41.7%	-	-	-	-	-	-	-
55781	Side Lake	51	26.8%	-	25.0%	31.1%	31.7%	-	-	-
55782	Soudan	21	21.8%	-	34.1%	-	-	-	-	-
55783	Sturgeon Lake	145	27.1%	46.5%	21.7%	27.3%	24.4%	48.6%	32.9%	23.3%
55785	Swatara	11	18.6%	-	-	-	-	-	-	-
55786	Taconite	13	22.7%	-	-	-	-	-	-	-
55787	Tamarack	37	29.8%	-	28.3%	26.2%	26.7%	-	-	-
55790	Tower	147	32.3%	-	31.5%	28.4%	28.3%	-	54.3%	24.8%
55792	Virginia	570	29.6%	52.2%	24.9%	28.3%	27.6%	34.6%	45.3%	21.8%
55793	Warba	51	35.7%	-	29.5%	33.8%	34.8%	-	-	27.8%
55795	Willow River	100	31.6%	33.3%	30.2%	31.6%	30.3%	-	40.9%	24.5%
55796	Winton	14	24.4%	-	-	-	-	-	-	-
55797	Wrenshall	64	25.6%	-	20.9%	23.9%	23.4%	-	-	24.5%
55798	Wright	26	20.7%	-	-	26.2%	23.5%	-	-	-
55802	Duluth	367	40.3%	68.6%	36.1%	38.0%	32.1%	40.2%	60.0%	24.8%
55803	Duluth	797	28.0%	46.7%	21.7%	29.0%	28.6%	34.7%	42.2%	23.0%
55804	Duluth	682	30.3%	43.9%	24.6%	32.1%	32.5%	39.6%	45.0%	23.5%
55805	Duluth	454	36.6%	53.3%	35.8%	32.9%	27.3%	43.2%	51.9%	25.1%

BLOOD PRESSURE MEDICATION NON-ADHERENCE IN MINNESOTA, 2015 SUPPLEMENTAL FIGURES AND TABLES

Zip Code	Primary City or Town	Number of Non-Adherent Adults	All Adults, Age-Adjusted Non-Adherence	Age 18-44 Non-Adherence	Age 45-64 Non-Adherence	Age 65-85 Non-Adherence	Medicare Non-Adherence	Dually-Eligible Medicare & Medicaid Non-Adherence	Medicaid Non-Adherence	Commercial Insurance Non-Adherence
55806	Duluth	577	39.3%	64.3%	37.9%	35.3%	28.1%	47.4%	59.1%	29.3%
55807	Duluth	577	32.2%	46.1%	29.0%	32.4%	30.4%	40.2%	45.7%	23.6%
55808	Duluth	356	32.9%	59.7%	29.5%	29.6%	27.7%	38.2%	53.5%	26.3%
55810	Proctor	441	28.1%	46.4%	24.1%	27.4%	27.5%	33.1%	42.4%	23.0%
55811	Duluth	1222	27.6%	38.3%	21.2%	30.6%	29.4%	40.0%	38.6%	20.2%
55812	Duluth	271	33.0%	51.9%	27.4%	33.9%	36.0%	35.2%	54.5%	21.7%
55901	Rochester	1716	22.3%	44.2%	23.7%	15.8%	15.4%	29.7%	52.9%	20.0%
55902	Rochester	688	19.9%	41.3%	20.6%	14.2%	14.7%	29.7%	53.6%	18.1%
55904	Rochester	972	24.2%	47.5%	26.2%	17.2%	17.5%	32.0%	53.3%	17.6%
55906	Rochester	619	21.7%	44.7%	22.2%	15.9%	16.0%	32.3%	42.3%	18.2%
55909	Adams	37	17.2%	-	-	19.5%	17.5%	-	-	-
55910	Altura	59	24.4%	-	25.5%	17.7%	17.3%	-	-	22.5%
55912	Austin	1063	26.0%	47.1%	28.4%	19.1%	19.2%	24.0%	50.8%	23.7%
55917	Blooming Prairie	102	18.7%	41.9%	19.5%	13.0%	14.2%	-	37.1%	17.1%
55918	Brownsdale	33	18.5%	-	18.4%	14.9%	16.0%	-	-	-
55919	Brownsville	32	21.2%	-	-	18.7%	19.6%	-	-	-
55920	Byron	185	18.3%	39.8%	16.0%	16.0%	18.5%	-	47.3%	14.1%
55921	Caledonia	172	22.5%	43.1%	21.6%	18.5%	17.8%	26.2%	34.2%	22.5%
55922	Canton	24	21.9%	-	23.1%	21.4%	-	-	-	-

BLOOD PRESSURE MEDICATION NON-ADHERENCE IN MINNESOTA, 2015 SUPPLEMENTAL FIGURES AND TABLES

Zip Code	Primary City or Town	Number of Non-Adherent Adults	All Adults, Age-Adjusted Non-Adherence	Age 18-44 Non-Adherence	Age 45-64 Non-Adherence	Age 65-85 Non-Adherence	Medicare Non-Adherence	Dually-Eligible Medicare & Medicaid Non-Adherence	Medicaid Non-Adherence	Commercial Insurance Non-Adherence
55923	Chatfield	128	20.3%	38.8%	19.6%	17.5%	17.8%	29.7%	48.6%	17.3%
55924	Claremont	56	27.1%	-	31.1%	16.3%	18.3%	-	-	30.2%
55925	Dakota	44	27.8%	-	31.3%	19.4%	19.0%	-	-	29.0%
55926	Dexter	39	22.8%	-	23.1%	22.1%	24.6%	-	-	22.2%
55927	Dodge Center	147	26.2%	54.1%	26.1%	19.9%	20.5%	-	50.9%	26.8%
55929	Dover	28	16.9%	-	19.4%	-	-	-	-	17.2%
55931	Eitzen	18	19.7%	-	-	-	-	-	-	-
55932	Elgin	61	21.1%	36.7%	21.0%	16.3%	16.9%	-	-	17.1%
55933	Elkton	<11	-	-	-	-	-	-	-	-
55934	Eyota	91	17.9%	34.0%	15.8%	16.4%	15.3%	-	-	17.5%
55935	Fountain	28	20.3%	-	-	20.9%	-	-	-	19.7%
55936	Grand Meadow	61	23.2%	-	19.2%	18.3%	19.8%	-	-	18.6%
55939	Harmony	67	22.8%	-	23.5%	14.6%	14.9%	-	45.5%	15.5%
55940	Hayfield	78	20.1%	52.6%	18.4%	13.3%	13.6%	-	41.9%	20.5%
55941	Hokah	38	24.1%	-	27.1%	17.6%	19.2%	-	-	29.1%
55943	Houston	132	26.8%	68.6%	24.7%	19.0%	15.9%	47.5%	46.2%	25.4%
55944	Kasson	228	21.4%	47.7%	21.8%	14.9%	15.3%	-	54.6%	19.9%
55945	Kellogg	58	21.8%	50.0%	16.7%	18.5%	16.8%	-	-	26.0%
55946	Kenyon	126	23.8%	44.2%	22.6%	18.9%	19.6%	-	57.6%	19.0%

BLOOD PRESSURE MEDICATION NON-ADHERENCE IN MINNESOTA, 2015 SUPPLEMENTAL FIGURES AND TABLES

Zip Code	Primary City or Town	Number of Non-Adherent Adults	All Adults, Age-Adjusted Non-Adherence	Age 18-44 Non-Adherence	Age 45-64 Non-Adherence	Age 65-85 Non-Adherence	Medicare Non-Adherence	Dually-Eligible Medicare & Medicaid Non-Adherence	Medicaid Non-Adherence	Commercial Insurance Non-Adherence
55947	La Crescent	275	25.6%	52.6%	25.2%	19.5%	19.3%	43.8%	46.7%	23.6%
55949	Lanesboro	61	22.3%	-	24.0%	16.1%	16.6%	-	-	22.9%
55950	Lansing	12	36.8%	-	-	-	-	-	-	-
55951	Le Roy	55	22.9%	-	25.5%	19.1%	17.9%	-	-	18.9%
55952	Lewiston	99	24.4%	41.7%	29.3%	15.5%	16.3%	-	52.9%	24.7%
55953	Lyle	43	29.0%	-	31.1%	-	-	-	-	36.2%
55954	Mabel	47	20.1%	-	20.5%	13.6%	11.6%	-	-	20.3%
55955	Mantorville	66	19.3%	-	15.8%	16.7%	18.8%	-	-	16.8%
55956	Mazeppa	61	19.3%	-	20.3%	16.3%	16.3%	-	-	17.1%
55957	Millville	29	24.7%	-	26.9%	22.8%	24.0%	-	-	21.2%
55959	Minnesota City	85	19.6%	31.4%	22.4%	14.3%	16.4%	-	44.7%	16.2%
55960	Oronoco	86	19.8%	41.7%	19.6%	14.2%	14.1%	-	-	16.2%
55961	Ostrander	23	34.9%	-	-	31.7%	-	-	-	-
55962	Peterson	26	20.4%	-	25.0%	-	-	-	-	-
55963	Pine Island	162	19.7%	33.7%	17.8%	18.4%	19.3%	36.1%	38.3%	16.6%
55964	Plainview	149	21.2%	47.4%	20.1%	15.9%	15.7%	31.4%	45.0%	20.1%
55965	Preston	58	15.9%	-	17.0%	11.3%	10.4%	-	33.3%	13.7%
55967	Racine	33	20.5%	-	25.4%	20.6%	-	-	-	25.0%
55969	Rollingstone	36	19.3%	-	23.1%	11.6%	13.3%	-	-	19.8%

BLOOD PRESSURE MEDICATION NON-ADHERENCE IN MINNESOTA, 2015 SUPPLEMENTAL FIGURES AND TABLES

Zip Code	Primary City or Town	Number of Non-Adherent Adults	All Adults, Age-Adjusted Non-Adherence	Age 18-44 Non-Adherence	Age 45-64 Non-Adherence	Age 65-85 Non-Adherence	Medicare Non-Adherence	Dually-Eligible Medicare & Medicaid Non-Adherence	Medicaid Non-Adherence	Commercial Insurance Non-Adherence
55970	Rose Creek	29	21.5%	-	26.1%	18.5%	16.0%	-	-	-
55971	Rushford	120	22.1%	34.3%	22.2%	19.0%	19.7%	-	34.0%	20.4%
55972	St. Charles	123	18.8%	32.3%	21.4%	13.1%	12.6%	-	50.9%	16.2%
55973	Sargeant	13	26.3%	-	-	-	-	-	-	-
55974	Spring Grove	76	20.9%	-	17.2%	22.6%	21.5%	31.0%	-	12.0%
55975	Spring Valley	125	19.7%	42.9%	17.9%	15.8%	16.1%	24.4%	52.6%	12.3%
55976	Stewartville	256	22.4%	42.4%	23.1%	17.2%	17.4%	35.0%	52.1%	19.8%
55977	Taopi	<11	-	-	-	-	-	-	-	-
55979	Utica	26	20.4%	-	-	18.6%	-	-	-	-
55981	Wabasha	201	26.4%	50.9%	24.4%	21.7%	23.4%	25.4%	63.8%	17.9%
55982	Waltham	15	19.6%	-	-	-	-	-	-	-
55983	Wanamingo	78	34.1%	-	35.0%	30.4%	30.9%	-	-	34.6%
55985	West Concord	56	20.4%	-	20.7%	16.4%	16.9%	-	-	16.2%
55987	Winona	1192	23.5%	45.5%	23.7%	18.1%	17.3%	25.8%	46.7%	21.3%
55990	Wykoff	36	23.9%	-	28.6%	17.3%	17.1%	-	-	-
55991	Zumbro Falls	47	21.3%	-	24.5%	16.2%	16.0%	-	-	21.0%
55992	Zumbrota	169	24.4%	54.4%	22.6%	18.8%	18.4%	-	34.5%	25.3%
56001	Mankato	1400	24.5%	42.7%	24.5%	20.4%	20.1%	23.5%	51.4%	21.3%
56003	North Mankato	497	22.6%	39.3%	22.3%	18.7%	17.7%	23.1%	51.2%	21.3%

BLOOD PRESSURE MEDICATION NON-ADHERENCE IN MINNESOTA, 2015 SUPPLEMENTAL FIGURES AND TABLES

Zip Code	Primary City or Town	Number of Non-Adherent Adults	All Adults, Age-Adjusted Non-Adherence	Age 18-44 Non-Adherence	Age 45-64 Non-Adherence	Age 65-85 Non-Adherence	Medicare Non-Adherence	Dually-Eligible Medicare & Medicaid Non-Adherence	Medicaid Non-Adherence	Commercial Insurance Non-Adherence
56007	Albert Lea	1044	27.8%	51.8%	28.5%	21.3%	20.9%	30.4%	47.0%	24.4%
56009	Alden	72	25.4%	-	21.0%	24.6%	22.2%	-	-	24.6%
56010	Amboy	37	18.8%	-	18.8%	14.7%	15.9%	-	-	19.2%
56011	Belle Plaine	363	28.1%	43.5%	27.8%	24.7%	23.5%	46.6%	43.1%	28.2%
56013	Blue Earth	255	27.5%	56.8%	26.2%	21.7%	21.6%	24.2%	46.9%	26.4%
56014	Bricelyn	37	30.0%	-	30.6%	18.4%	20.8%	-	-	-
56016	Clarks Grove	45	24.8%	-	24.0%	21.8%	22.9%	-	-	23.7%
56017	Cleveland	82	26.4%	-	23.8%	20.1%	18.9%	-	-	26.3%
56019	Comfrey	40	24.7%	-	26.7%	16.0%	14.7%	-	-	28.3%
56021	Courtland	44	23.9%	-	26.7%	16.5%	16.0%	-	-	28.0%
56023	Delavan	17	18.2%	-	-	-	-	-	-	-
56024	Eagle Lake	99	22.4%	33.7%	25.8%	17.0%	18.0%	-	43.5%	23.6%
56025	Easton	27	24.5%	-	28.6%	-	-	-	-	34.1%
56026	Ellendale	83	27.4%	-	26.2%	21.8%	20.1%	-	-	29.1%
56027	Elmore	47	27.8%	-	27.0%	17.8%	16.9%	-	45.7%	-
56028	Elysian	55	22.7%	-	25.3%	15.1%	15.9%	-	-	23.7%
56029	Emmons	38	29.0%	-	25.0%	26.0%	24.3%	-	-	29.5%
56031	Fairmont	637	26.5%	44.5%	28.3%	20.7%	20.6%	26.4%	45.4%	25.6%
56032	Freeborn	14	27.2%	-	-	-	-	-	-	-

BLOOD PRESSURE MEDICATION NON-ADHERENCE IN MINNESOTA, 2015 SUPPLEMENTAL FIGURES AND TABLES

Zip Code	Primary City or Town	Number of Non-Adherent Adults	All Adults, Age-Adjusted Non-Adherence	Age 18-44 Non-Adherence	Age 45-64 Non-Adherence	Age 65-85 Non-Adherence	Medicare Non-Adherence	Dually-Eligible Medicare & Medicaid Non-Adherence	Medicaid Non-Adherence	Commercial Insurance Non-Adherence
56033	Frost	22	28.6%	-	-	24.4%	25.5%		-	-
56034	Garden City	32	30.5%	-	32.6%	-	-	-	-	29.7%
56035	Geneva	19	22.9%	-	-	-	-	-	-	-
56036	Glenville	89	25.2%	51.4%	24.5%	19.6%	21.1%	-	37.2%	25.4%
56037	Good Thunder	61	22.7%	-	20.9%	18.5%	17.6%	-	-	23.2%
56039	Granada	53	27.6%	-	28.4%	24.4%	22.5%	-	-	27.1%
56041	Hanska	50	24.9%	-	28.8%	16.1%	17.2%	-	-	26.3%
56042	Hartland	30	27.0%	-	-	22.2%	25.4%	-	-	-
56043	Hayward	21	23.2%	-	-	27.3%	-	-	-	-
56044	Henderson	91	24.5%	-	24.4%	21.2%	21.9%	-	-	25.3%
56045	Hollandale	23	20.9%	-	24.5%	-	-	-	-	32.6%
56048	Janesville	154	23.6%	45.9%	23.1%	18.4%	20.2%	-	35.8%	24.0%
56050	Kasota	65	23.6%	-	19.8%	21.8%	21.7%	-	-	21.0%
56051	Kiester	33	26.2%	-	28.6%	20.0%	19.7%	-	-	-
56052	Kilkenny	45	27.9%	-	31.3%	23.5%	25.3%	-	-	19.3%
56054	Lafayette	27	21.4%	-	25.0%	-	-	-	-	24.1%
56055	Lake Crystal	156	23.2%	52.9%	19.7%	19.0%	17.0%	-	51.6%	21.8%
56057	Le Center	176	27.9%	47.5%	24.4%	25.9%	26.7%	28.8%	57.1%	22.4%
56058	Le Sueur	221	23.2%	45.2%	20.9%	19.8%	20.6%	26.2%	42.6%	18.6%

BLOOD PRESSURE MEDICATION NON-ADHERENCE IN MINNESOTA, 2015 SUPPLEMENTAL FIGURES AND TABLES

Zip Code	Primary City or Town	Number of Non-Adherent Adults	All Adults, Age-Adjusted Non-Adherence	Age 18-44 Non-Adherence	Age 45-64 Non-Adherence	Age 65-85 Non-Adherence	Medicare Non-Adherence	Dually-Eligible Medicare & Medicaid Non-Adherence	Medicaid Non-Adherence	Commercial Insurance Non-Adherence
56060	Lewisville	20	21.3%	-	-	-	-	-	-	-
56062	Madelia	126	25.4%	48.8%	19.5%	22.8%	22.6%	22.0%	39.0%	20.0%
56063	Madison Lake	102	21.8%	38.3%	18.1%	20.7%	20.6%	-	-	19.2%
56065	Mapleton	102	21.8%	-	22.6%	19.8%	17.9%	25.0%	31.6%	22.6%
56068	Minnesota Lake	47	22.5%	-	23.4%	19.0%	18.4%	-	-	22.9%
56069	Montgomery	207	25.7%	37.3%	25.9%	23.5%	24.6%	22.4%	38.7%	24.1%
56071	New Prague	471	26.7%	45.2%	26.3%	23.0%	22.0%	34.5%	52.7%	26.9%
56072	New Richland	85	21.6%	48.7%	21.4%	15.5%	17.0%	-	36.6%	20.8%
56073	New Ulm	701	22.7%	43.9%	22.3%	18.3%	17.4%	28.4%	47.2%	21.1%
56074	Nicollet	63	22.4%	-	24.6%	15.8%	16.3%	-	-	18.6%
56075	Northrop	<11	-	-	-	-	-	-	-	-
56078	Pemberton	13	16.3%	-	-	-	-	-	-	-
56080	St. Clair	22	25.4%	-	-	-	-	-	-	-
56081	St. James	223	24.3%	41.8%	24.4%	19.6%	20.4%	21.3%	52.2%	19.6%
56082	St. Peter	498	25.0%	40.0%	23.5%	23.0%	23.0%	22.7%	42.1%	22.0%
56083	Sanborn	49	29.5%	-	34.3%	19.6%	21.4%	-	-	25.8%
56085	Sleepy Eye	283	33.1%	53.6%	35.8%	26.8%	26.1%	47.1%	50.6%	32.8%
56087	Springfield	135	24.0%	47.2%	23.5%	19.9%	19.9%	-	40.0%	23.9%
56088	Truman	89	22.5%	43.8%	21.0%	17.8%	17.3%	-	-	21.0%

BLOOD PRESSURE MEDICATION NON-ADHERENCE IN MINNESOTA, 2015 SUPPLEMENTAL FIGURES AND TABLES

Zip Code	Primary City or Town	Number of Non-Adherent Adults	All Adults, Age-Adjusted Non-Adherence	Age 18-44 Non-Adherence	Age 45-64 Non-Adherence	Age 65-85 Non-Adherence	Medicare Non-Adherence	Dually-Eligible Medicare & Medicaid Non-Adherence	Medicaid Non-Adherence	Commercial Insurance Non-Adherence
56090	Vernon Center	19	19.1%	-	-	-	-	-	-	-
56091	Waldorf	21	25.7%	-	-	-	-	-	-	-
56093	Waseca	486	25.4%	54.3%	23.9%	20.3%	19.9%	28.2%	47.7%	24.4%
56096	Waterville	140	26.0%	56.7%	25.0%	20.2%	21.2%	-	41.2%	23.4%
56097	Wells	172	23.4%	46.9%	23.2%	18.3%	18.0%	21.8%	37.6%	24.6%
56098	Winnebago	126	29.4%	62.5%	27.9%	22.7%	22.2%	-	50.8%	28.4%
56101	Windom	289	27.0%	47.6%	27.5%	21.5%	20.9%	23.8%	46.8%	27.1%
56110	Adrian	70	20.8%	47.2%	18.8%	16.0%	16.0%	-	-	20.4%
56111	Alpha	18	20.3%	-	-	-	-	-	-	-
56113	Arco	15	31.6%	-	-	-	-	-	-	-
56114	Avoca	13	22.9%	-	-	-	-	-	-	-
56115	Balaton	74	23.9%	40.6%	21.8%	25.7%	25.2%	-	36.7%	23.0%
56116	Beaver Creek	20	18.3%	-	-	-	-	-	-	23.5%
56117	Bigelow	<11	-	-	-	-	-	-	-	-
56118	Bingham Lake	23	27.7%	-	33.3%	-	-	-	-	-
56119	Brewster	36	20.1%	-	20.2%	18.8%	15.9%	-	-	20.3%
56120	Butterfield	43	21.7%	-	23.4%	16.2%	17.9%	-	-	22.7%
56121	Ceylon	40	27.0%	-	34.5%	-	-	-	-	27.7%
56122	Chandler	15	24.6%	-	-	-	-	-	-	-

BLOOD PRESSURE MEDICATION NON-ADHERENCE IN MINNESOTA, 2015 SUPPLEMENTAL FIGURES AND TABLES

Zip Code	Primary City or Town	Number of Non-Adherent Adults	All Adults, Age-Adjusted Non-Adherence	Age 18-44 Non-Adherence	Age 45-64 Non-Adherence	Age 65-85 Non-Adherence	Medicare Non-Adherence	Dually-Eligible Medicare & Medicaid Non-Adherence	Medicaid Non-Adherence	Commercial Insurance Non-Adherence
56123	Currie	24	26.9%	-	-	17.6%	18.8%	-	-	-
56127	Dunnell	15	21.3%	-	-	-	-	-	-	-
56128	Edgerton	82	23.2%	41.9%	21.3%	20.8%	21.3%	-	-	23.4%
56129	Ellsworth	46	30.2%	-	31.5%	20.5%	19.0%	-	-	26.9%
56131	Fulda	109	24.7%	45.5%	24.9%	20.7%	18.5%	34.2%	40.0%	23.8%
56132	Garvin	40	38.0%	-	35.8%	27.8%	24.4%	-	-	39.7%
56134	Hardwick	19	22.4%	-	-	-	-	-	-	-
56136	Hendricks	75	33.6%	-	29.2%	31.9%	32.8%	-	-	33.3%
56137	Heron Lake	45	22.8%	-	26.5%	18.3%	18.7%	-	-	24.7%
56138	Hills	40	29.0%	-	30.2%	21.3%	20.7%	-	-	34.0%
56139	Hollandale	17	21.9%	-	-	-	-	-	-	-
56141	Iona	14	23.1%	-	-	-	-	-	-	-
56142	Ivanhoe	58	22.6%	-	22.8%	16.8%	17.0%	-	-	26.5%
56143	Jackson	186	22.9%	50.0%	22.4%	17.1%	15.9%	32.7%	44.4%	21.8%
56144	Jasper	71	34.1%	-	34.1%	30.4%	31.0%	-	-	32.4%
56145	Jeffers	31	24.2%	-	16.9%	20.0%	19.7%	-	-	-
56149	Lake Benton	56	26.3%	-	18.8%	25.8%	25.0%	-	-	25.4%
56150	Lakefield	124	23.8%	46.9%	22.2%	19.7%	19.0%	-	36.5%	24.7%
56151	Lake Wilson	34	19.6%	-	-	21.8%	21.6%	-	-	20.0%

BLOOD PRESSURE MEDICATION NON-ADHERENCE IN MINNESOTA, 2015 SUPPLEMENTAL FIGURES AND TABLES

Zip Code	Primary City or Town	Number of Non-Adherent Adults	All Adults, Age-Adjusted Non-Adherence	Age 18-44 Non-Adherence	Age 45-64 Non-Adherence	Age 65-85 Non-Adherence	Medicare Non-Adherence	Dually-Eligible Medicare & Medicaid Non-Adherence	Medicaid Non-Adherence	Commercial Insurance Non-Adherence
56152	Lamberton	56	20.4%	-	22.1%	16.9%	13.3%	-	-	21.7%
56153	Leota	11	29.1%	-	-	-	-	-	-	-
56155	Lismore	24	26.8%	-	31.6%	-	-	-	-	32.4%
56156	Luverne	263	24.4%	46.8%	22.4%	20.5%	19.4%	31.9%	38.8%	24.6%
56157	Lynd	39	30.6%	-	25.4%	32.1%	32.0%	-	-	24.6%
56158	Magnola	16	19.2%	-	-	-	-	-	-	-
56159	Mountain Lake	124	26.3%	51.4%	27.0%	21.6%	20.4%	34.0%	43.3%	23.3%
56160	Odin	11	31.3%	-	-	-	-	-	-	-
56161	Okabena	21	33.9%	-	34.3%	-	-	-	-	36.1%
56162	Ormsby	<11	-	-	-	-	-	-	-	-
56164	Pipestone	294	29.8%	45.5%	31.7%	24.3%	22.9%	49.3%	47.9%	27.4%
56165	Reading	18	28.2%	-	-	-	-	-	-	30.6%
56166	Revere	<11	-	-	-	-	-	-	-	-
56167	Round Lake	27	22.6%	-	25.0%	-	-	-	-	-
56168	Rushmore	38	25.4%	-	23.7%	17.7%	16.0%	-	-	27.8%
56169	Russell	31	26.2%	-	25.9%	-	-	-	-	24.1%
56170	Ruthton	34	35.6%	-	28.6%	37.0%	42.9%	-	-	-
56171	Sherburn	85	26.5%	-	27.1%	20.3%	20.8%	29.7%	46.7%	23.9%
56172	Slayton	166	24.0%	42.0%	23.3%	20.7%	20.3%	24.1%	42.1%	22.8%

BLOOD PRESSURE MEDICATION NON-ADHERENCE IN MINNESOTA, 2015 SUPPLEMENTAL FIGURES AND TABLES

Zip Code	Primary City or Town	Number of Non-Adherent Adults	All Adults, Age-Adjusted Non-Adherence	Age 18-44 Non-Adherence	Age 45-64 Non-Adherence	Age 65-85 Non-Adherence	Medicare Non-Adherence	Dually-Eligible Medicare & Medicaid Non-Adherence	Medicaid Non-Adherence	Commercial Insurance Non-Adherence
56173	Steen	14	20.3%	-	-	-	-	-	-	-
56174	Storden	17	17.7%	-	-	-	-	-	-	-
56175	Tracy	181	29.4%	59.0%	26.7%	24.9%	22.6%	37.9%	47.1%	28.7%
56176	Trimont	54	25.5%	-	24.7%	20.0%	22.7%	-	-	27.1%
56178	Tyler	83	26.8%	-	24.6%	21.8%	21.5%	-	40.6%	23.9%
56180	Walnut Grove	62	26.8%	-	33.0%	18.2%	18.9%	-	51.5%	21.9%
56181	Welcome	49	23.0%	-	23.6%	13.7%	14.9%	-	-	19.3%
56183	Westbrook	57	19.0%	-	18.1%	17.1%	17.1%	-	-	18.8%
56185	Wilmont	24	25.8%	-	28.9%	22.9%	-	-	-	30.2%
56186	Woodstock	20	27.7%	-	-	-	-	-	-	-
56187	Worthington	610	30.3%	61.7%	34.5%	19.5%	17.5%	32.3%	55.1%	33.8%
56201	Willmar	1106	29.4%	53.0%	24.5%	27.9%	27.2%	25.5%	54.0%	22.7%
56207	Alberta	24	32.6%	-	-	-	-	-	-	-
56208	Appleton	132	29.0%	63.3%	27.9%	23.0%	24.3%	29.3%	57.1%	24.6%
56209	Atwater	114	26.0%	43.2%	24.7%	24.1%	23.8%	-	40.0%	22.3%
56211	Beardsley	41	36.0%	-	32.0%	39.6%	40.4%	-	-	25.6%
56212	Bellingham	33	35.6%	-	-	48.9%	51.2%	-	-	-
56214	Belview	34	21.7%	-	24.2%	19.2%	20.3%	-	-	23.5%
56215	Benson	230	25.2%	52.2%	24.2%	20.4%	21.4%	17.2%	51.0%	23.6%

BLOOD PRESSURE MEDICATION NON-ADHERENCE IN MINNESOTA, 2015 SUPPLEMENTAL FIGURES AND TABLES

Zip Code	Primary City or Town	Number of Non-Adherent Adults	All Adults, Age-Adjusted Non-Adherence	Age 18-44 Non-Adherence	Age 45-64 Non-Adherence	Age 65-85 Non-Adherence	Medicare Non-Adherence	Dually-Eligible Medicare & Medicaid Non-Adherence	Medicaid Non-Adherence	Commercial Insurance Non-Adherence
56216	Blomkest	22	26.0%	-	-	21.4%	24.5%	-	-	-
56218	Boyd	33	27.7%	-	25.5%	24.0%	-	-	-	26.2%
56219	Browns Valley	51	28.1%	-	23.0%	27.7%	24.7%	-	-	22.9%
56220	Canby	162	27.6%	38.9%	26.0%	25.5%	25.6%	27.0%	31.0%	27.4%
56221	Chokio	54	25.9%	-	24.0%	23.7%	23.9%	-	-	21.4%
56222	Clara City	109	28.4%	50.0%	20.4%	31.1%	31.8%	-	36.4%	20.9%
56223	Clarkfield	61	25.8%	-	23.9%	23.5%	17.1%	-	-	23.5%
56224	Clements	15	23.3%	-	-	-	-	-	-	-
56225	Clinton	54	32.7%	-	20.7%	38.1%	41.0%	-	-	-
56226	Clontarf	16	27.1%	-	-	-	-	-	-	-
56227	Correll	<11	-	-	-	-	-	-	-	-
56228	Cosmos	55	27.9%	-	32.9%	22.3%	22.8%	-	-	21.9%
56229	Cottonwood	72	21.8%	-	30.7%	13.2%	11.5%	-	48.5%	25.9%
56230	Danube	46	25.7%	-	22.8%	25.6%	27.2%	-	-	22.4%
56231	Danvers	11	14.3%	-	-	-	-	-	-	-
56232	Dawson	122	27.7%	52.3%	27.0%	22.2%	23.8%	-	48.9%	25.7%
56235	Donnelly	40	26.4%	-	25.0%	31.0%	30.8%	-	-	23.3%
56236	Dumont	19	26.0%	-	-	-	-	-	-	-
56237	Echo	27	26.2%	-	25.9%	-	19.3%	-	-	-

BLOOD PRESSURE MEDICATION NON-ADHERENCE IN MINNESOTA, 2015 SUPPLEMENTAL FIGURES AND TABLES

Zip Code	Primary City or Town	Number of Non-Adherent Adults	All Adults, Age-Adjusted Non-Adherence	Age 18-44 Non-Adherence	Age 45-64 Non-Adherence	Age 65-85 Non-Adherence	Medicare Non-Adherence	Dually-Eligible Medicare & Medicaid Non-Adherence	Medicaid Non-Adherence	Commercial Insurance Non-Adherence
56239	Ghent	17	17.2%	-	-	-	-	-	-	-
56240	Graceville	74	35.2%	-	25.3%	39.3%	39.6%	-	-	28.2%
56241	Granite Falls	203	24.0%	52.7%	21.0%	20.1%	20.0%	26.7%	45.5%	23.1%
56243	Grove City	85	28.5%	58.1%	25.9%	25.4%	27.5%	-	56.8%	23.5%
56244	Hancock	60	24.3%	37.5%	24.3%	20.2%	21.4%	-	-	23.7%
56245	Hanley Falls	18	28.5%	-	-	-	-	-	-	-
56248	Herman	55	32.1%	-	30.7%	27.9%	29.3%	-	-	19.2%
56249	Holloway	15	20.8%	-	-	-	-	-	-	-
56251	Kandiyohi	49	28.4%	-	24.3%	31.6%	32.3%	-	-	20.3%
56252	Kerkhoven	49	22.5%	-	19.5%	23.0%	23.1%	-	-	18.7%
56253	Lake Lillian	49	24.6%	-	25.3%	17.4%	17.8%	-	-	25.3%
56255	Lucan	22	26.5%	-	-	-	-	-	-	-
56256	Madison Lake	136	25.8%	38.1%	24.7%	23.1%	23.8%	27.3%	42.1%	22.1%
56257	Marietta	30	29.0%	-	39.0%	17.4%	17.5%	-	-	-
56258	Marshall	571	24.5%	46.2%	22.2%	21.4%	20.6%	30.8%	47.7%	21.5%
56260	Maynard	47	27.4%	-	27.3%	30.3%	30.3%	-	-	22.2%
56262	Milan	36	28.9%	-	26.2%	25.8%	26.2%	-	-	23.6%
56263	Milroy	17	22.2%	-	-	-	-	-	-	-
56264	Minneota	94	26.0%	59.5%	27.8%	17.7%	19.5%	-	50.0%	27.1%

BLOOD PRESSURE MEDICATION NON-ADHERENCE IN MINNESOTA, 2015 SUPPLEMENTAL FIGURES AND TABLES

Zip Code	Primary City or Town	Number of Non-Adherent Adults	All Adults, Age-Adjusted Non-Adherence	Age 18-44 Non-Adherence	Age 45-64 Non-Adherence	Age 65-85 Non-Adherence	Medicare Non-Adherence	Dually-Eligible Medicare & Medicaid Non-Adherence	Medicaid Non-Adherence	Commercial Insurance Non-Adherence
56265	Montevideo	314	23.6%	43.6%	22.2%	19.9%	20.6%	24.4%	40.1%	20.3%
56266	Morgan	57	22.1%	51.5%	25.0%	12.6%	14.2%	-	-	26.5%
56267	Morris	260	27.3%	31.8%	23.9%	29.6%	29.7%	35.0%	45.2%	21.7%
56270	Morton	80	33.1%	68.9%	30.1%	29.0%	22.4%	-	-	41.3%
56271	Murdock	54	29.2%	-	23.9%	24.2%	25.3%	-	-	20.7%
56273	New London	239	29.1%	53.8%	24.3%	27.0%	25.5%	44.4%	44.4%	25.7%
56274	Norcross	<11	-	-	-	-	-	-	-	-
56276	Odessa	19	29.9%	-	-	-	-	-	-	-
56277	Olivia	184	31.0%	49.1%	26.6%	30.2%	29.2%	56.3%	57.5%	20.2%
56278	Ortonville	171	32.2%	43.8%	26.2%	35.4%	36.2%	39.5%	35.0%	22.7%
56279	Pennock	62	31.3%	-	27.3%	26.1%	27.5%	-	-	27.2%
56280	Porter	28	31.0%	-	25.5%	25.5%	23.4%	-	-	29.5%
56281	Prinsburg	25	21.2%	-	-	-	-	-	-	28.6%
56282	Raymond	63	27.0%	-	24.5%	23.1%	22.4%	-	-	23.1%
56283	Redwood Falls	313	25.1%	45.0%	22.2%	23.0%	23.8%	24.0%	45.7%	22.1%
56284	Renville	104	27.0%	52.9%	23.9%	24.0%	25.1%	-	51.1%	20.4%
56285	Sacred Heart	59	27.6%	-	29.0%	22.2%	24.4%	-	-	28.3%
56288	Spicer	232	25.2%	51.6%	18.2%	25.1%	25.2%	26.8%	46.8%	20.3%
56289	Sunburg	35	27.3%	-	24.2%	19.5%	20.3%	-	-	23.1%

BLOOD PRESSURE MEDICATION NON-ADHERENCE IN MINNESOTA, 2015 SUPPLEMENTAL FIGURES AND TABLES

Zip Code	Primary City or Town	Number of Non-Adherent Adults	All Adults, Age-Adjusted Non-Adherence	Age 18-44 Non-Adherence	Age 45-64 Non-Adherence	Age 65-85 Non-Adherence	Medicare Non-Adherence	Dually-Eligible Medicare & Medicaid Non-Adherence	Medicaid Non-Adherence	Commercial Insurance Non-Adherence
56291	Taunton	24	28.0%	-	26.2%	-	-	-	-	-
56292	Vesta	20	16.1%	-	25.0%	-	-	-	-	-
56293	Wabasso	49	22.1%	-	18.5%	19.1%	20.7%	-	-	17.1%
56295	Watson	11	24.7%	-	-	-	-	-	-	-
56296	Wheaton	122	27.6%	39.1%	26.4%	27.3%	28.4%	29.7%	44.7%	21.4%
56297	Wood Lake	29	16.7%	-	14.3%	-	-	-	-	22.1%
56301	St. Cloud	1076	27.9%	52.4%	26.0%	24.2%	24.5%	31.9%	58.2%	21.7%
56303	St. Cloud	1222	29.5%	48.9%	28.9%	25.7%	25.3%	35.5%	52.4%	24.6%
56304	St. Cloud	743	34.1%	53.1%	33.1%	31.1%	30.7%	37.1%	55.6%	26.7%
56307	Albany	166	24.1%	32.8%	22.3%	23.5%	23.2%	39.5%	38.6%	20.3%
56308	Alexandria	1213	27.3%	46.8%	25.6%	24.0%	24.4%	32.4%	45.7%	23.2%
56309	Ashby	64	29.5%	-	30.5%	24.0%	23.4%	-	-	34.2%
56310	Avon	202	24.4%	36.8%	25.3%	20.8%	19.2%	-	38.6%	25.1%
56311	Barrett	33	21.5%	-	-	31.6%	24.2%	-	-	-
56312	Belgrade	101	26.6%	-	25.7%	24.4%	22.7%	35.1%	-	24.6%
56314	Bowlus	51	27.5%	-	23.9%	25.6%	23.0%	-	-	27.9%
56315	Brfandon	84	26.3%	-	28.8%	21.2%	22.9%	-	-	26.9%
56316	Brooten	81	33.1%	-	24.2%	29.9%	27.0%	-	-	28.7%
56318	Burtrum	70	34.6%	-	31.2%	31.3%	30.6%	-	-	33.8%

BLOOD PRESSURE MEDICATION NON-ADHERENCE IN MINNESOTA, 2015 SUPPLEMENTAL FIGURES AND TABLES

Zip Code	Primary City or Town	Number of Non-Adherent Adults	All Adults, Age-Adjusted Non-Adherence	Age 18-44 Non-Adherence	Age 45-64 Non-Adherence	Age 65-85 Non-Adherence	Medicare Non-Adherence	Dually-Eligible Medicare & Medicaid Non-Adherence	Medicaid Non-Adherence	Commercial Insurance Non-Adherence
56319	Carlos	67	30.6%	-	31.6%	25.9%	25.6%	-	-	29.8%
56320	Cold Spring	277	21.9%	43.9%	18.9%	20.1%	20.4%	25.0%	34.9%	21.2%
56321	Collegetown	16	27.3%	-	-	-	-	-	-	28.1%
56323	Cyrus	25	23.1%	-	-	24.6%	25.0%	-	-	28.2%
56324	Dalton	44	22.9%	-	26.3%	16.3%	16.8%	-	-	21.2%
56325	Elrosa	<11	-	-	-	-	-	-	-	-
56326	Evansville	65	24.0%	-	19.6%	21.0%	21.9%	-	35.9%	18.5%
56327	Farwell	35	21.8%	-	24.6%	18.1%	17.3%	-	-	25.4%
56329	Foley	339	33.1%	47.0%	28.4%	34.5%	32.2%	51.3%	43.1%	28.5%
56330	Foreston	81	32.1%	47.2%	28.3%	32.3%	28.6%	-	44.7%	31.0%
56331	Freeport	76	27.1%	-	23.8%	26.2%	26.9%	-	-	25.9%
56332	Garfield	42	17.0%	-	14.5%	18.2%	18.9%	-	-	14.1%
56334	Glenwood	328	29.9%	51.6%	27.6%	26.2%	26.4%	44.6%	45.0%	26.2%
56335	Greenwald	13	35.9%	-	-	-	-	-	-	-
56336	Grey Eagle	80	27.0%	-	25.8%	21.5%	18.6%	-	-	22.9%
56338	Hillman	94	26.4%	47.1%	22.8%	25.3%	27.7%	-	37.2%	22.6%
56339	Hoffman	61	30.5%	-	26.2%	28.3%	30.1%	-	36.7%	25.0%
56340	Holdingsford	88	24.5%	35.9%	22.7%	24.3%	25.2%	-	-	22.7%
56342	Isle	262	35.2%	44.2%	27.6%	38.8%	38.5%	39.5%	42.4%	24.9%

BLOOD PRESSURE MEDICATION NON-ADHERENCE IN MINNESOTA, 2015 SUPPLEMENTAL FIGURES AND TABLES

Zip Code	Primary City or Town	Number of Non-Adherent Adults	All Adults, Age-Adjusted Non-Adherence	Age 18-44 Non-Adherence	Age 45-64 Non-Adherence	Age 65-85 Non-Adherence	Medicare Non-Adherence	Dually-Eligible Medicare & Medicaid Non-Adherence	Medicaid Non-Adherence	Commercial Insurance Non-Adherence
56343	Kensington	50	28.9%	-	26.3%	29.3%	28.4%	-	-	25.0%
56345	Little Falls	784	28.6%	48.4%	26.1%	26.1%	23.8%	39.7%	42.5%	23.9%
56347	Long Prairie	325	30.3%	53.7%	26.9%	28.1%	27.6%	33.9%	34.6%	30.0%
56349	Lowry	32	20.6%	-	27.1%	-	-	-	-	30.2%
56350	McGrath	38	34.5%	-	42.9%	21.4%	20.3%	-	-	-
56352	Melrose	228	27.5%	43.8%	25.8%	25.6%	25.3%	40.7%	37.3%	25.0%
56353	Milaca	479	30.7%	50.0%	25.1%	31.3%	30.9%	33.8%	42.7%	25.3%
56354	Miltona	60	21.2%	-	21.9%	20.2%	20.0%	-	35.3%	15.9%
56355	Nelson	33	33.0%	-	26.0%	35.9%	35.1%	-	-	-
56356	New Munich	<11	-	-	-	-	-	-	-	-
56357	Oak Park	45	33.5%	-	34.0%	28.2%	30.1%	-	-	31.8%
56358	Ogilvie	162	29.5%	51.6%	24.5%	28.4%	28.4%	-	47.0%	24.8%
56359	Onamia	369	48.6%	76.1%	41.8%	48.6%	46.5%	56.3%	54.2%	46.3%
56360	Osakis	225	33.2%	56.9%	27.7%	33.2%	34.0%	36.4%	52.6%	24.1%
56361	Parkers Prairie	142	29.7%	39.1%	28.1%	29.1%	26.0%	48.5%	42.6%	26.1%
56362	Paynesville	220	22.5%	38.9%	20.0%	21.0%	19.9%	30.4%	47.8%	19.0%
56364	Pierz	258	28.5%	43.6%	23.0%	30.3%	28.0%	45.2%	44.1%	22.3%
56367	Rice	278	29.6%	36.1%	25.6%	29.7%	28.8%	34.1%	37.5%	25.8%
56368	Richmond	148	20.8%	34.2%	17.7%	20.3%	20.8%	-	40.5%	14.2%

BLOOD PRESSURE MEDICATION NON-ADHERENCE IN MINNESOTA, 2015 SUPPLEMENTAL FIGURES AND TABLES

Zip Code	Primary City or Town	Number of Non-Adherent Adults	All Adults, Age-Adjusted Non-Adherence	Age 18-44 Non-Adherence	Age 45-64 Non-Adherence	Age 65-85 Non-Adherence	Medicare Non-Adherence	Dually-Eligible Medicare & Medicaid Non-Adherence	Medicaid Non-Adherence	Commercial Insurance Non-Adherence
56369	Rockville	21	25.1%	-	-	35.1%	40.5%	-	-	-
56373	Royalton	123	27.8%	50.0%	25.1%	24.9%	24.0%	-	37.5%	27.9%
56374	St. Joseph	339	27.2%	37.6%	21.7%	29.2%	26.2%	51.5%	42.4%	20.9%
56375	St. Stephen	24	20.6%	-	-	25.0%	24.4%	-	-	-
56376	St. Martin	11	23.4%	-	-	-	-	-	-	-
56377	Sartell	661	26.1%	42.9%	23.5%	24.9%	26.2%	38.9%	48.3%	23.0%
56378	Sauk Centre	356	28.3%	51.1%	24.0%	27.0%	27.1%	41.8%	42.1%	21.7%
56379	Sauk Rapids	693	27.6%	45.2%	24.5%	26.6%	25.0%	36.2%	49.2%	23.9%
56381	Starbuck	198	36.0%	56.6%	30.9%	34.9%	32.7%	-	48.5%	33.6%
56382	Swanville	73	29.7%	-	29.3%	29.2%	26.6%	-	-	21.7%
56384	Upsala	14	27.5%	-	-	-	-	-	-	-
56385	Villard	42	25.5%	-	25.3%	25.0%	23.9%	-	-	21.0%
56386	Wahkon	71	39.3%	-	44.4%	37.5%	39.4%	-	-	30.2%
56387	Waite Park	325	28.1%	58.7%	27.0%	22.5%	21.6%	41.0%	56.0%	22.7%
56401	Brainerd	1690	31.0%	52.6%	28.2%	28.7%	27.7%	36.5%	49.7%	25.9%
56425	Baxter	423	30.4%	50.4%	27.4%	28.2%	28.5%	35.3%	57.8%	27.1%
56431	Aitkin	668	30.0%	53.2%	27.7%	26.9%	27.3%	33.8%	46.2%	22.5%
56433	Akeley	81	27.1%	-	20.3%	26.3%	28.0%	-	32.7%	16.7%
56435	Backus	156	28.5%	53.8%	25.6%	25.0%	24.1%	31.9%	39.4%	22.7%

BLOOD PRESSURE MEDICATION NON-ADHERENCE IN MINNESOTA, 2015 SUPPLEMENTAL FIGURES AND TABLES

Zip Code	Primary City or Town	Number of Non-Adherent Adults	All Adults, Age-Adjusted Non-Adherence	Age 18-44 Non-Adherence	Age 45-64 Non-Adherence	Age 65-85 Non-Adherence	Medicare Non-Adherence	Dually-Eligible Medicare & Medicaid Non-Adherence	Medicaid Non-Adherence	Commercial Insurance Non-Adherence
56436	Benedict	<11	-	-	-	-	-	-	-	-
56437	Bertha	74	34.9%	-	32.4%	35.5%	30.7%	48.4%	47.1%	28.1%
56438	Browerville	141	29.4%	56.4%	28.0%	24.4%	23.5%	28.8%	34.1%	34.0%
56440	Clarissa	81	36.3%	-	34.8%	36.5%	38.9%	40.5%	-	22.9%
56441	Crosby	244	33.8%	48.1%	35.0%	29.8%	28.0%	37.6%	52.9%	28.0%
56442	Crosslake	199	29.5%	59.4%	27.4%	24.2%	25.2%	-	45.3%	23.4%
56443	Cushing	85	28.2%	-	25.0%	22.9%	21.5%	-	34.2%	27.9%
56444	Deerwood	227	31.9%	57.6%	30.2%	27.5%	27.4%	36.8%	48.6%	27.1%
56446	Eagle Bend	84	28.8%	-	25.7%	26.1%	23.4%	33.3%	40.4%	28.8%
56447	Emily	68	24.4%	-	18.8%	21.1%	21.1%	-	37.5%	17.5%
56448	Fifty Lakes	47	32.4%	-	32.4%	35.8%	36.5%	-	-	-
56449	Fort Ripley	76	27.4%	33.3%	19.6%	33.1%	32.8%	-	-	18.3%
56450	Garrison	102	33.4%	53.1%	35.9%	25.2%	25.8%	-	55.6%	33.7%
56452	Hackensack	155	28.9%	-	29.6%	24.3%	25.9%	-	39.7%	21.4%
56453	Hewitt	50	32.7%	-	30.4%	27.2%	26.7%	-	-	24.4%
56455	Ironton	119	38.2%	-	26.8%	42.4%	39.7%	52.5%	41.0%	28.9%
56458	Lake George	17	23.4%	-	-	-	-	-	-	-
56461	Laporte	148	28.2%	50.0%	23.7%	26.2%	23.5%	31.6%	43.0%	25.2%
56464	Menahga	222	29.2%	35.9%	30.1%	25.9%	26.7%	33.0%	37.6%	23.4%

BLOOD PRESSURE MEDICATION NON-ADHERENCE IN MINNESOTA, 2015 SUPPLEMENTAL FIGURES AND TABLES

Zip Code	Primary City or Town	Number of Non-Adherent Adults	All Adults, Age-Adjusted Non-Adherence	Age 18-44 Non-Adherence	Age 45-64 Non-Adherence	Age 65-85 Non-Adherence	Medicare Non-Adherence	Dually-Eligible Medicare & Medicaid Non-Adherence	Medicaid Non-Adherence	Commercial Insurance Non-Adherence
56465	Merrifield	141	29.7%	46.9%	26.5%	26.6%	27.3%	-	45.8%	25.3%
56466	Motley	192	32.3%	59.6%	28.2%	28.0%	24.4%	47.5%	41.1%	31.3%
56467	Nevis	179	33.1%	-	30.8%	31.3%	31.4%	-	47.1%	30.2%
56468	Nisswa	247	25.9%	38.9%	24.9%	22.7%	23.5%	-	53.3%	21.2%
56469	Palisade	59	24.2%	-	18.7%	24.6%	25.0%	-	-	21.4%
56470	Park Rapids	623	31.5%	49.0%	30.9%	27.0%	27.8%	33.1%	48.9%	24.1%
56472	Pequot Lakes	446	30.4%	50.4%	29.0%	27.1%	27.0%	39.7%	44.8%	26.8%
56473	Pillager	163	27.4%	42.6%	22.2%	27.8%	26.2%	29.2%	40.0%	22.2%
56474	Pine River	249	32.5%	48.4%	32.8%	27.4%	25.5%	40.7%	39.1%	32.8%
56475	Randall	76	29.9%	-	22.0%	27.9%	24.5%	-	48.9%	23.3%
56477	Sebeka	144	30.0%	42.9%	27.8%	28.2%	26.9%	50.0%	41.6%	19.7%
56479	Staples	336	33.1%	49.1%	30.3%	32.4%	30.9%	38.6%	46.1%	26.9%
56481	Verndale	102	26.7%	51.3%	21.6%	25.5%	25.2%	34.1%	40.3%	18.4%
56482	Wadena	401	29.7%	42.4%	28.7%	28.2%	25.7%	38.0%	44.4%	24.5%
56484	Walker	260	29.9%	49.2%	30.8%	24.9%	24.0%	46.6%	43.0%	24.7%
56501	Detroit Lakes	1009	32.0%	51.8%	31.1%	28.3%	26.9%	42.2%	53.7%	24.6%
56510	Ada	158	30.1%	43.2%	24.8%	31.7%	28.8%	41.5%	47.9%	22.5%
56511	Audubon	92	25.1%	34.4%	26.1%	22.0%	20.8%	-	53.3%	21.2%
56514	Barnesville	189	32.8%	56.9%	27.4%	32.2%	30.6%	44.7%	49.1%	29.2%

BLOOD PRESSURE MEDICATION NON-ADHERENCE IN MINNESOTA, 2015 SUPPLEMENTAL FIGURES AND TABLES

Zip Code	Primary City or Town	Number of Non-Adherent Adults	All Adults, Age-Adjusted Non-Adherence	Age 18-44 Non-Adherence	Age 45-64 Non-Adherence	Age 65-85 Non-Adherence	Medicare Non-Adherence	Dually-Eligible Medicare & Medicaid Non-Adherence	Medicaid Non-Adherence	Commercial Insurance Non-Adherence
56515	Battle lake	153	23.7%	-	25.4%	20.7%	21.7%	-	37.3%	18.7%
56516	Bejou	12	19.5%	-	-	-	-	-	-	-
56517	Beltrami	<11	-	-	-	-	-	-	-	-
56518	Bluffton	12	17.3%	-	-	-	-	-	-	-
56519	Borup	15	24.2%	-	-	-	-	-	-	-
56520	Breckenridge	184	25.8%	33.8%	23.4%	26.1%	24.7%	31.4%	36.0%	21.0%
56521	Callaway	44	33.6%	-	35.2%	28.8%	22.9%	-	47.1%	-
56522	Campbell	27	28.0%	-	27.9%	-	-	-	-	25.6%
56523	Climax	30	30.5%	-	29.7%	31.0%	-	-	-	32.4%
56524	Clitherall	52	33.4%	-	35.1%	24.8%	25.7%	-	-	35.0%
56527	Deer Creek	41	24.6%	-	18.9%	23.3%	21.7%	-	-	-
56528	Dent	93	24.0%	-	16.4%	23.7%	23.4%	-	46.9%	12.0%
56529	Dilworth	205	28.8%	48.3%	27.9%	25.4%	20.8%	45.8%	50.0%	24.5%
56531	Elbow Lake	108	31.0%	50.0%	28.1%	30.1%	27.3%	-	47.3%	25.7%
56533	Elizabeth	14	27.5%	-	-	-	-	-	-	-
56534	Erhard	51	24.0%	-	19.1%	21.6%	20.9%	-	-	20.3%
56535	Erskine	90	27.9%	-	29.2%	22.7%	20.5%	36.0%	43.2%	26.1%
56536	Felton	29	30.4%	-	-	28.9%	27.5%	-	-	-
56537	Fergus Falls	819	27.2%	51.3%	25.3%	22.8%	20.4%	33.5%	52.7%	23.1%

BLOOD PRESSURE MEDICATION NON-ADHERENCE IN MINNESOTA, 2015 SUPPLEMENTAL FIGURES AND TABLES

Zip Code	Primary City or Town	Number of Non-Adherent Adults	All Adults, Age-Adjusted Non-Adherence	Age 18-44 Non-Adherence	Age 45-64 Non-Adherence	Age 65-85 Non-Adherence	Medicare Non-Adherence	Dually-Eligible Medicare & Medicaid Non-Adherence	Medicaid Non-Adherence	Commercial Insurance Non-Adherence
56540	Fertile	91	23.5%	37.8%	22.8%	21.2%	22.6%	-	37.8%	21.2%
56542	Fosston	156	27.2%	47.5%	23.8%	25.7%	25.3%	33.3%	38.8%	21.7%
56543	Foxhome	15	26.4%	-	-	-	-	-	-	-
56544	Frazee	296	30.1%	43.0%	24.5%	31.9%	29.3%	37.0%	46.4%	21.6%
56545	Gary	41	29.4%	-	26.2%	25.7%	23.9%	-	-	27.3%
56546	Georgetown	13	23.3%	-	-	-	-	-	-	-
56547	Glyndon	105	30.4%	-	31.9%	32.4%	33.3%	-	50.0%	21.4%
56548	Halstad	45	36.4%	-	32.1%	32.8%	32.8%	-	-	-
56549	Hawley	216	31.2%	51.4%	22.8%	33.4%	32.3%	39.6%	50.8%	24.1%
56550	Hendrum	16	25.5%	-	-	-	-	-	-	-
56551	Henning	150	33.7%	46.9%	27.7%	33.7%	34.1%	27.8%	38.7%	27.9%
56552	Hitterdal	28	32.5%	-	-	31.3%	34.9%	-	-	-
56553	Kent	11	23.3%	-	-	-	-	-	-	-
56554	Lake Park	121	24.2%	44.2%	18.3%	24.7%	22.5%	-	39.5%	20.3%
56556	McIntosh	60	25.0%	-	23.6%	23.6%	22.3%	-	39.5%	22.9%
56557	Mahnomen	174	31.2%	57.4%	25.5%	32.2%	30.3%	46.0%	44.6%	17.8%
56560	Moorhead	1619	30.8%	49.1%	27.9%	29.4%	27.2%	43.4%	54.1%	23.0%
56566	Naytahwaush	54	48.5%	-	50.0%	-	-	-	71.1%	-
56567	New York Mills	159	24.3%	36.1%	23.2%	22.3%	22.0%	27.7%	41.0%	20.4%

BLOOD PRESSURE MEDICATION NON-ADHERENCE IN MINNESOTA, 2015 SUPPLEMENTAL FIGURES AND TABLES

Zip Code	Primary City or Town	Number of Non-Adherent Adults	All Adults, Age-Adjusted Non-Adherence	Age 18-44 Non-Adherence	Age 45-64 Non-Adherence	Age 65-85 Non-Adherence	Medicare Non-Adherence	Dually-Eligible Medicare & Medicaid Non-Adherence	Medicaid Non-Adherence	Commercial Insurance Non-Adherence
56568	Nielsville	16	42.4%	-	-	-	-	-	-	-
56569	Ogema	74	29.7%	71.9%	29.9%	20.6%	21.1%	34.1%	57.8%	-
56570	Osage	67	29.6%	-	28.3%	26.2%	26.3%	-	-	23.6%
56571	Ottertail	127	28.2%	-	26.1%	24.9%	23.6%	-	58.1%	21.7%
56572	Pelican Rapids	289	31.8%	58.5%	29.3%	26.7%	25.6%	41.5%	58.9%	24.5%
56573	Perham	303	25.9%	41.1%	23.9%	23.9%	22.5%	40.8%	56.8%	17.4%
56574	Perley	11	24.5%	-	-	-	-	-	-	-
56575	Ponsford	53	36.0%	-	32.3%	30.4%	28.6%	-	55.0%	-
56576	Richville	49	25.8%	-	23.0%	20.2%	19.5%	-	-	-
56578	Rochert	43	27.2%	-	24.0%	18.1%	17.6%	-	-	21.3%
56579	Rothsay	42	23.5%	-	19.3%	16.8%	18.2%	-	-	18.8%
56580	Sabin	42	33.2%	-	27.3%	34.6%	38.5%	-	-	25.0%
56581	Shelly	<11	-	-	-	-	-	-	-	-
56583	Tintah	<11	-	-	-	-	-	-	-	-
56584	Twin Valley	78	24.8%	-	20.2%	27.0%	24.3%	36.7%	28.9%	20.6%
56585	Ulen	57	32.9%	-	26.9%	34.9%	33.3%	-	-	27.9%
56586	Underwood	69	21.9%	-	20.4%	17.5%	16.9%	-	-	16.3%
56587	Vergas	78	28.8%	-	25.2%	21.8%	21.6%	-	36.1%	21.6%
56588	Vining	41	32.9%	-	34.3%	26.5%	26.9%	-	-	-

BLOOD PRESSURE MEDICATION NON-ADHERENCE IN MINNESOTA, 2015 SUPPLEMENTAL FIGURES AND TABLES

Zip Code	Primary City or Town	Number of Non-Adherent Adults	All Adults, Age-Adjusted Non-Adherence	Age 18-44 Non-Adherence	Age 45-64 Non-Adherence	Age 65-85 Non-Adherence	Medicare Non-Adherence	Dually-Eligible Medicare & Medicaid Non-Adherence	Medicaid Non-Adherence	Commercial Insurance Non-Adherence
56589	Waubun	119	34.1%	59.0%	30.6%	30.2%	30.9%	37.8%	45.8%	24.2%
56590	Wendell	14	19.4%	-	-	-	-	-	-	-
56591	White Earth	40	51.3%	-	56.7%	-	-	-	73.5%	-
56592	Winger	24	25.4%	-	28.9%	-	-	-	-	-
56594	Wolverton	23	30.1%	-	-	-	31.4%	-	-	-
56601	Bemidji	1458	30.9%	51.4%	28.2%	28.5%	28.8%	29.6%	53.3%	24.1%
56621	Bagley	252	31.4%	46.9%	30.4%	28.7%	31.3%	23.8%	44.4%	26.1%
56623	Baudette	199	30.3%	40.4%	21.3%	35.5%	36.1%	26.2%	36.0%	19.7%
56626	Bena	32	39.9%	-	-	35.5%	-	-	-	-
56627	Big Falls	36	33.9%	-	29.3%	44.2%	43.6%	-	-	-
56628	Bigfork	129	33.1%	51.6%	31.9%	29.8%	28.1%	38.0%	44.0%	31.1%
56629	Birchdale	<11	-	-	-	-	-	-	-	-
56630	Blackduck	110	24.5%	60.0%	24.6%	16.7%	15.9%	27.1%	44.2%	21.9%
56633	Cass Lake	360	44.5%	72.5%	48.3%	35.7%	31.8%	50.9%	65.2%	32.6%
56634	Clearbrook	63	22.1%	-	21.9%	20.3%	20.9%	-	40.6%	13.5%
56636	Deer River	296	30.2%	58.1%	28.8%	24.4%	24.0%	40.7%	48.3%	21.9%
56637	Talmoon	22	35.9%	-	-	41.2%	43.3%	-	-	-
56639	Effie	23	21.4%	-	-	27.4%	32.1%	-	-	-
56641	Federal Dam	25	37.1%	-	-	-	-	-	-	-

BLOOD PRESSURE MEDICATION NON-ADHERENCE IN MINNESOTA, 2015 SUPPLEMENTAL FIGURES AND TABLES

Zip Code	Primary City or Town	Number of Non-Adherent Adults	All Adults, Age-Adjusted Non-Adherence	Age 18-44 Non-Adherence	Age 45-64 Non-Adherence	Age 65-85 Non-Adherence	Medicare Non-Adherence	Dually-Eligible Medicare & Medicaid Non-Adherence	Medicaid Non-Adherence	Commercial Insurance Non-Adherence
56644	Gonvick	49	28.3%	-	29.7%	28.2%	25.3%	-	-	21.4%
56646	Gully	21	29.3%	-	-	-	-	-	-	-
56647	Hines	27	24.3%	-	-	18.2%	22.8%	-	-	-
56649	International Falls	691	34.2%	52.9%	30.5%	33.5%	33.0%	45.4%	44.1%	23.9%
56650	Kelliher	49	32.3%	-	35.6%	20.6%	25.0%	-	-	34.0%
56651	Lengby	26	25.0%	-	-	20.0%	-	-	-	-
56652	Leonard	21	25.6%	-	-	-	-	-	-	-
56653	Littlefork	87	32.2%	-	22.2%	36.8%	37.0%	-	44.1%	17.1%
56655	Longville	132	30.3%	-	23.1%	30.0%	30.3%	-	44.7%	15.4%
56657	Marcell	24	28.7%	-	-	25.9%	26.9%	-	-	-
56660	Mizpah	16	26.7%	-	-	31.4%	-	-	-	-
56661	Northome	39	23.0%	-	17.1%	17.4%	14.4%	-	-	-
56662	Outing	45	23.5%	-	-	26.3%	26.4%	-	-	-
56663	Pennington	13	25.6%	-	-	-	-	-	-	-
56666	Ponemah	50	46.7%	83.3%	52.8%	-	-	-	70.4%	-
56667	Puposky	25	25.6%	-	-	25.0%	27.3%	-	-	-
56668	Ranier	23	35.4%	-	-	36.6%	41.0%	-	-	-
56669	Kabetogama	29	29.6%	-	-	36.1%	35.6%	-	-	-
56670	Redby	91	50.0%	77.1%	51.6%	38.5%	-	37.2%	63.4%	-

BLOOD PRESSURE MEDICATION NON-ADHERENCE IN MINNESOTA, 2015 SUPPLEMENTAL FIGURES AND TABLES

Zip Code	Primary City or Town	Number of Non-Adherent Adults	All Adults, Age-Adjusted Non-Adherence	Age 18-44 Non-Adherence	Age 45-64 Non-Adherence	Age 65-85 Non-Adherence	Medicare Non-Adherence	Dually-Eligible Medicare & Medicaid Non-Adherence	Medicaid Non-Adherence	Commercial Insurance Non-Adherence
56671	Red Lake	184	43.6%	72.0%	52.9%	31.6%	35.3%	38.6%	64.6%	36.7%
56672	Remer	129	30.7%	-	31.7%	24.2%	24.5%	34.9%	54.5%	17.4%
56673	Roosevelt	48	31.4%	-	24.7%	35.9%	39.7%	-	-	20.3%
56676	Shevlin	91	31.5%	-	25.4%	33.1%	33.1%	-	35.3%	27.4%
56678	Solway	56	27.4%	-	24.7%	25.3%	27.0%	-	-	24.2%
56680	Spring Lake	<11	-	-	-	-	-	-	-	-
56681	Squaw Lake	20	24.9%	-	-	28.6%	-	-	-	-
56683	Tenstrike	28	24.4%	-	22.0%	26.3%	27.1%	-	-	-
56684	Trail	28	29.8%	-	-	45.5%	51.3%	-	-	-
56686	Williams	58	28.1%	-	24.2%	30.3%	32.6%	-	-	21.3%
56688	Wirt	<11	-	-	-	-	-	-	-	-
56701	Thief River Falls	710	25.1%	52.8%	21.8%	21.8%	22.4%	24.0%	49.1%	25.7%
56710	Alvarado	14	22.9%	-	-	-	-	-	-	-
56711	Angle Inlet	11	31.1%	-	-	-	-	-	-	-
56713	Argyle	56	25.6%	-	22.2%	17.3%	16.5%	-	-	25.5%
56714	Badger	112	37.9%	40.0%	39.5%	37.7%	38.6%	-	45.2%	38.6%
56715	Brookston	16	21.0%	-	-	-	-	-	-	-
56716	Crookston	510	29.8%	45.5%	29.8%	26.7%	26.3%	38.7%	51.0%	22.9%
56721	East Grand Forks	399	29.3%	56.5%	24.6%	27.2%	26.5%	34.5%	55.7%	20.3%

BLOOD PRESSURE MEDICATION NON-ADHERENCE IN MINNESOTA, 2015 SUPPLEMENTAL FIGURES AND TABLES

Zip Code	Primary City or Town	Number of Non-Adherent Adults	All Adults, Age-Adjusted Non-Adherence	Age 18-44 Non-Adherence	Age 45-64 Non-Adherence	Age 65-85 Non-Adherence	Medicare Non-Adherence	Dually-Eligible Medicare & Medicaid Non-Adherence	Medicaid Non-Adherence	Commercial Insurance Non-Adherence
56722	Euclid	19	27.2%	-	-	-	-	-	-	-
56723	Fisher	42	25.1%	-	20.8%	22.9%	20.8%	-	-	24.2%
56724	Gatzke	12	22.7%	-	-	-	-	-	-	-
56725	Goodridge	60	28.0%	-	24.2%	25.8%	24.4%	-	-	26.3%
56726	Greenbush	128	32.4%	42.9%	29.7%	34.2%	34.1%	43.3%	-	26.5%
56727	Grygla	41	23.0%	-	20.8%	21.7%	25.8%	-	-	16.2%
56728	Hallock	80	30.1%	-	24.3%	27.9%	24.4%	-	-	26.4%
56729	Halma	13	39.8%	-	-	-	-	-	-	-
56732	Karlstad	55	21.1%	-	18.1%	19.8%	21.3%	-	-	13.5%
56733	Kennedy	23	26.8%	-	-	-	-	-	-	27.9%
56734	Lake Bronson	25	19.0%	-	-	19.4%	-	-	-	-
56735	Lancaster	37	21.6%	-	20.5%	15.8%	16.4%	-	-	18.6%
56736	Mentor	63	30.2%	-	27.9%	27.4%	27.7%	-	-	28.9%
56737	Middle River	66	30.8%	-	22.2%	35.7%	36.7%	-	-	19.5%
56738	Newfolden	71	26.2%	-	24.8%	25.2%	26.7%	-	-	24.8%
56742	Oklee	38	20.5%	-	23.4%	16.3%	17.1%	-	-	18.7%
56744	Oslo	26	28.8%	-	-	23.4%	21.7%	-	-	-
56748	Plummer	23	20.8%	-	25.0%	-	-	-	-	25.4%
56750	Red Lake Falls	148	26.7%	37.3%	28.5%	23.4%	24.2%	-	46.2%	25.9%

BLOOD PRESSURE MEDICATION NON-ADHERENCE IN MINNESOTA, 2015 SUPPLEMENTAL FIGURES AND TABLES

Zip Code	Primary City or Town	Number of Non-Adherent Adults	All Adults, Age-Adjusted Non-Adherence	Age 18-44 Non-Adherence	Age 45-64 Non-Adherence	Age 65-85 Non-Adherence	Medicare Non-Adherence	Dually-Eligible Medicare & Medicaid Non-Adherence	Medicaid Non-Adherence	Commercial Insurance Non-Adherence
56751	Roseau	410	32.3%	46.1%	26.9%	33.6%	36.1%	38.7%	36.8%	27.3%
56754	St. Hilaire	27	25.1%	-	32.0%	-	-	-	-	34.8%
56756	Salol	55	34.7%	-	34.8%	34.2%	-	-	-	33.7%
56757	Stephen	45	22.8%	-	19.2%	23.4%	26.2%	-	-	21.1%
56758	Strandquist	24	25.2%	-	30.2%	-	-	-	-	-
56759	Strathcona	22	23.7%	-	-	28.2%	31.4%	-	-	-
56760	Viking	15	22.7%	-	-	-	-	-	-	-
56761	Wannaska	37	30.7%	-	28.6%	28.9%	30.6%	-	-	28.8%
56762	Warren	178	30.0%	45.0%	31.7%	24.6%	23.9%	41.9%	43.6%	31.1%
56763	Warroad	321	34.6%	46.5%	29.5%	36.1%	36.1%	40.0%	52.4%	29.2%

Source: MDH analysis of data from the MN APCD.

Blood Pressure medication non-adherence estimates were suppressed for small geographies following MN APCD suppression criteria; no estimate is shown if the population group consists of fewer than 30 individuals, or if there are fewer than 11 individuals taking a blood pressure medication.